



**FIRST, IT TACKLED ANALYSIS.  
NOW, IT HANDLES EVEN MORE.**

## Introducing LexisNexis CaseMap 12. Now with light review and production.

CaseMap 12 has new killer features – it lets you redact, code documents and produce, all within a single solution. For smaller cases, it means you no longer need third-party solutions to manage eDiscovery.

CaseMap is the essential litigation solution for smaller cases. It allows you to capture and organize facts, documents, persons, evidence, issues and legal research relevant to your case in a centralized repository, and keep vital information at your fingertips



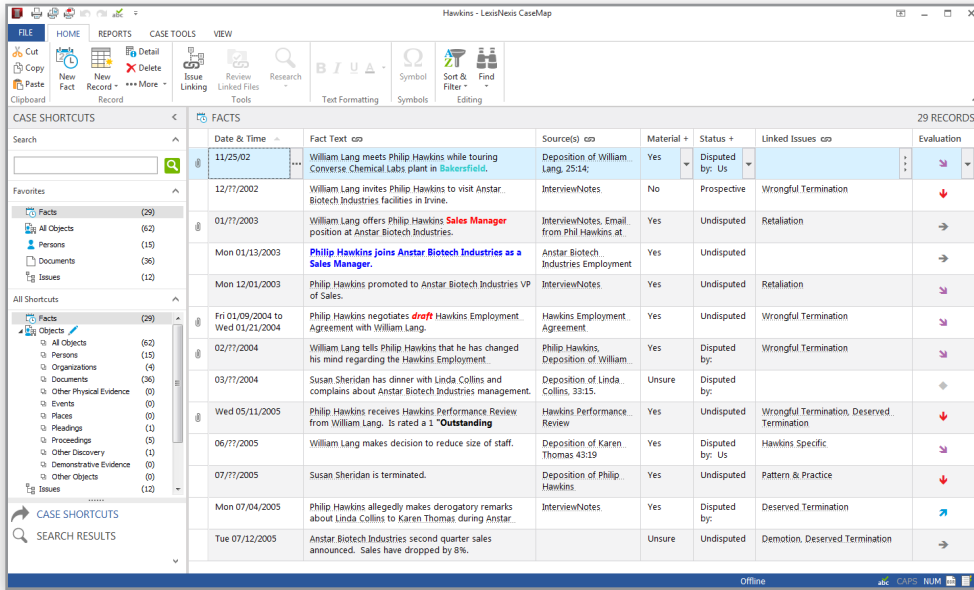
Learn more: [lexisnexis/casemap](https://www.lexisnexis.com/casemap)

## CaseMap simplifies your litigation evidence (and does more with what's left)

**Gather critical information** directly from PDFs, Concordance® software, Microsoft® Word®, lexis.com®, Lexis Advance® and more. Send it to CaseMap while maintaining a record and the ability to link back.

**Collaborate with your team** on case data that is hosted on a central server allowing your team to work on a case concurrently and identify connections faster.

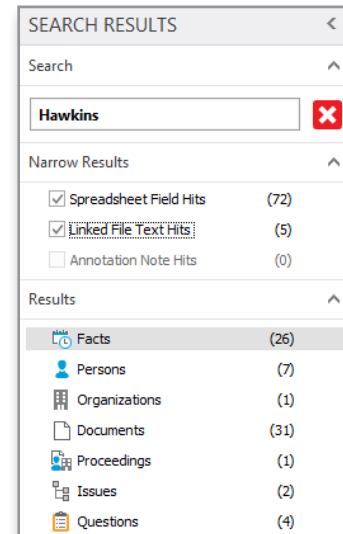
**Integrate with Lexis Advance** easily with a right-click so that your downloaded research stays just as live, searchable and organized as you found it.



With CaseMap software, you can easily organize, analyze and communicate critical case information.

## CaseMap case analysis software helps you achieve optimal case outcomes faster

- Benefit from an easy-to-use, modern interface. The CaseMap ribbon displays your favorite features, and descriptive hints help you along.
- Organize witness lists, a master-fact chronology and document indices, plus privilege logs, deposition summaries and case issues you're trying to prove.
- Tie together the facts, issues, people and evidence—see connections you might otherwise miss.
- Compile this knowledge into polished reports for better case communication with clients.
- Share case research and insight across offices, with co-counsel and clients for stronger collaboration.
- Increase efficiency so you can take on more cases without sacrificing client service.

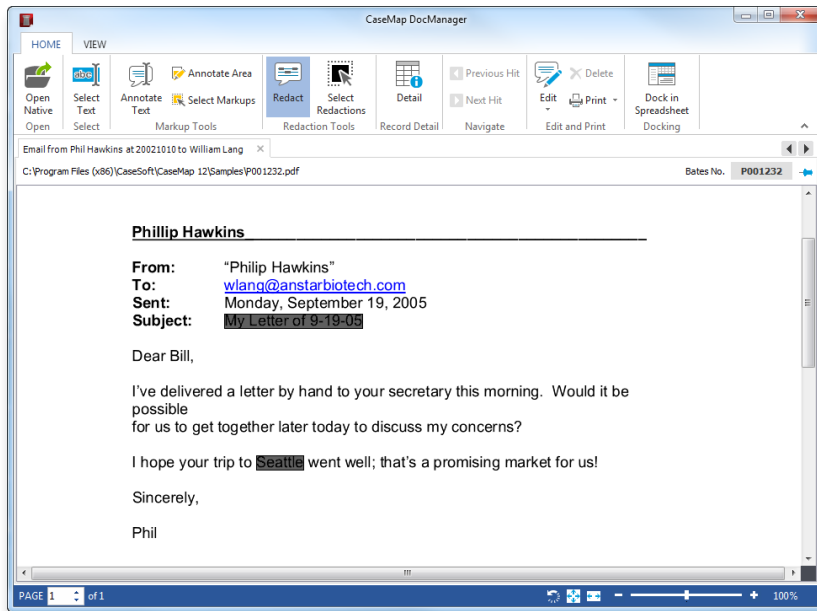


Search your entire case file and then narrow results, as desired.

## What's New for CaseMap 12: An essential eDiscovery Solution for Smaller Cases

### Redaction

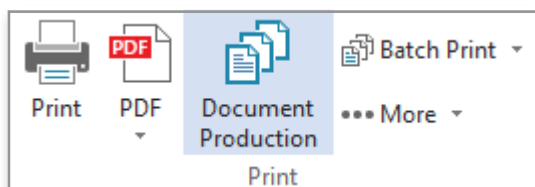
With CaseMap 12, review capabilities are expanded with redaction functionality. Using DocManager, you can now redact text or areas on a given page while viewing a document. Redactions made on a document are burned-in whenever a document is printed, included in a production set, or included in an embedded document report.



Redact text or areas on a given page while viewing a document.

### Document Production

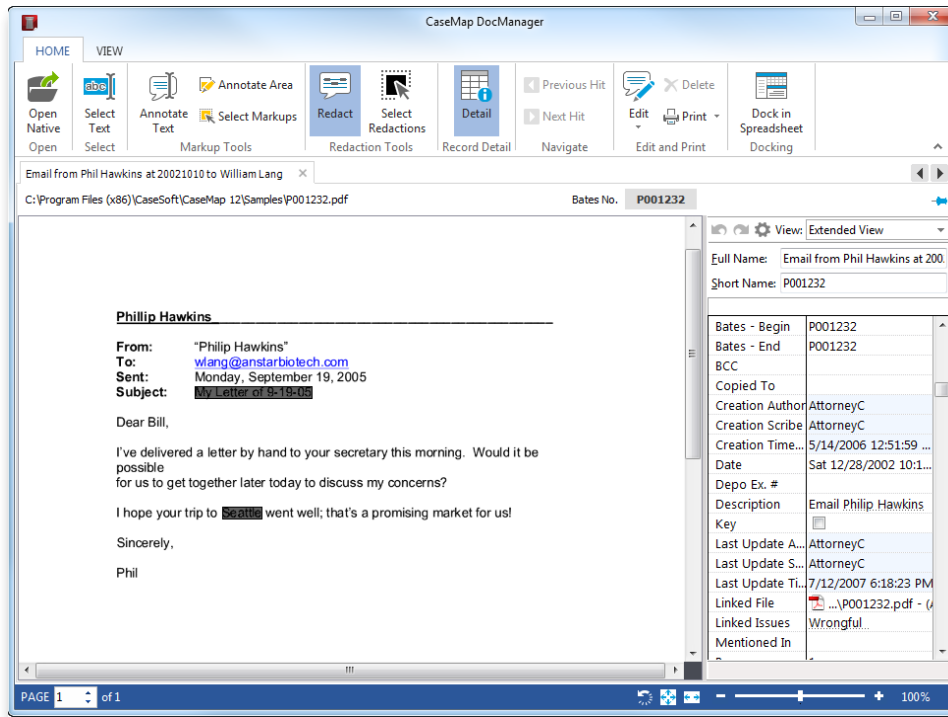
Effortlessly create production sets with the new document production capabilities. The document production wizard will guide you through the process of selecting documents, applying bates numbers, and choosing options to standardize output format and naming convention. CaseMap automatically burns-ins redacted content, and you can even choose to substitute placeholder sheets for documents withheld during production.



Use the wizard-based workflow to easily create production sets.

## Coding Sidebar

Code your linked file metadata easily and efficiently with the DocManager coding sidebar. Spreadsheet data can be easily added or modified while viewing a linked file. The coding sidebar is fully customizable as well. Similar to CaseMap spreadsheets, custom views can be created, and fields within a view can be defined. You can even drag and drop the field headers to adjust the display order.



View and update document metadata within the document viewer.



*“CaseMap enables the entire litigation team to organize case information, pull out important facts and share the information with the entire team so everyone can get up to speed quickly.”*

Julianne Pinter,  
of counsel Ford & Harrison LLP

**CaseMap also enables you to assemble your case and to:**

- Search your entire case including spreadsheets and documents
- Create advanced reports with key document links right in the reports for quick access
- Import multiple files and folders in one step
- Make text within images searchable using optical character recognition (OCR) with multiple images
- Streamline your workflow by taking advantage of Microsoft integration and optional collaboration tools.

Plus, the CaseMap® DocManager feature provides a single interface for you to view, annotate, hit-highlight, Bates stamp, batch print, and batch convert files.

Fact Chronology							9/21/2015 8:32 PM
Date & Time	Fact Text	Source(s)	Material +	Status +	Linked Issues	Evaluation	
Mon 11/25/2002	William Lang meets Philip Hawkins while touring Converse Chemical Labs plant in <b>Bakersfield</b> .	Deposition of William Lang, 25:14; InterviewNotes, Email from Phil Hawkins at 20050923 1514 to William Lang	Yes	Disputed by: Us		↘	
12/??/2002	William Lang invites Philip Hawkins to visit Anstar Biotech Industries facilities in Irvine.	InterviewNotes	No	Prospective	Wrongful Termination	↓	
01/??/2003	William Lang offers Philip Hawkins <b>Sales Manager</b> position at Anstar Biotech Industries.	InterviewNotes, Email from Phil Hawkins at 20050923 1514 to William Lang	Yes	Undisputed	Retaliation	→	
Mon 01/13/2003	<b>Philip Hawkins joins Anstar Biotech Industries as a Sales Manager.</b>	Anstar Biotech Industries Employment Records	Yes	Undisputed		→	
Mon 12/01/2003	Philip Hawkins promoted to Anstar Biotech Industries VP of Sales.	InterviewNotes	Yes	Undisputed	Retaliation	↘	
Fri 01/09/2004 to Wed 01/21/2004	Philip Hawkins negotiates <b>draft</b> Hawkins Employment Agreement with William Lang.	Hawkins Employment Agreement	Yes	Undisputed	Wrongful Termination	↘	
02/??/2004	William Lang tells Philip Hawkins that he has changed his mind regarding the Hawkins Employment Agreement. It is not in force as it was never signed and changes were not finalized.	Philip Hawkins, Deposition of William Lang, 11:3.	Yes	Disputed by: Opposition	Wrongful Termination	↘	
03/??/2004	Susan Sheridan has dinner with Linda Collins and complains about Anstar Biotech Industries management.	Deposition of Linda Collins, 33:15.	Unsure	Disputed by: Opposition		◆	

In the course of organizing your case, you can link documents to certain records in CaseMap spreadsheets. You can then easily embed those linked documents in PDF ReportBooks, making it easier to prepare thoroughly for presentations during arbitration and trial.

*“... the break in that evidence connection turned up through organizing the data in CaseMap.”*

Sean O’Brien Associate Professor, School of Law University of Missouri-Kansas City, who led a legal team to exonerate an innocent man who had served 15 years in jail for a crime he didn’t commit.



## It all works together: CaseMap, TextMap, TimeMap and Sanction software

Integration between CaseMap®, TextMap®, TimeMap® and Sanction® software helps you perform critical assessment of all facts, issues and case law. For example:

- Send CaseMap issue outlines to TextMap and maintain the outline hierarchy
- Include linked CaseMap facts when you generate TextMap reports
- Share linked documents and exhibits between CaseMap and TextMap
- Annotate a transcript and send it as a fact into CaseMap for analysis in the context of other case facts
- Send deposition facts to CaseMap
- Achieve quick, effective timeline graphing by sending key passages and depositions to TimeMap software
- Easily send timelines to CaseMap or Sanction software
- Send documents from CaseMap to Sanction software to use in presentations
- Transfer transcripts and video annotations from TextMap to Sanction for presentation

Download a complimentary 30-day trial of CaseMap 12  
at [lexisnexis.com/casemap](http://lexisnexis.com/casemap)

Complimentary trial provides fully functional software that operates for 30 days following installation, and complimentary trial is subject to terms and conditions of end-user license agreements. Trial offer expires 30 days from activation. Other restrictions may apply.

