

Enhancements Overview

We are pleased to announce the latest enhancements to LexisNexis® Publisher. These developments focused on improving performance, expanding search flexibility, and enabling more refined results delivery. New features will launch on December 5, 2010.

Enhancement	Details
<u>Newsletter redesign</u>	<p>Newsletters provide an efficient way to distribute relevant news to executives, employees, and key stakeholders. The re-imagined newsletter feature streamlines the process of providing results and offers a more sophisticated package for delivery.</p> <p>Editors can now be more self-sufficient as technical requirements – such as HTML coding and locally-stored URL-based images – have been removed. No need for IT involvement to send a well-designed newsletter! Read on for more details.</p>
<u>Logo management</u>	<p>The Logos administration tab enables editors to upload, store, and manage logos and other small images.</p> <p>Until now, editors have had to store logos on local servers and point to them via a URL. This often required the involvement of IT personnel. This action is no longer needed now that image files can be uploaded to Publisher and inserted into a newsletter.</p>
<u>Rolling date option</u>	<p>A new date option on the search form enables editors to retrieve articles <i>published</i> within a specified number of days.</p> <p>This option is a convenient way to ensure that the latest news is delivered to endusers. It also prevents the system from retrieving older stories that have a current load date.</p>
<u>More flexible search options</u>	<p>Search fields, including Headline & Lead Terms, Ticker and Index Terms can now be used independently.</p> <p>Previously keywords were required in the Search Terms box even if terms were entered in other search fields, such as Headline & Lead Terms. This requirement has been lifted to allow more flexibility.</p>
<u>Option to hide document counts</u>	<p>Editor Preference option to remove document “counts” from the topics home page. The counts include the number of documents on the Results, Staged, and Published tabs.</p> <p>By hiding document counts the topics home page will load <i>much faster</i>, improving performance significantly especially for customers with a large number of topics.</p>
<u>Option to view “all” email subscribers</u>	<p>“All” element added to the “users per page” option on the Editor Preferences page. This will enable editors to view all email subscribers on a single page.</p>
<u>Alpha filter for subscribers list</u>	<p>The addition of the Alphabetical Filter on the subscribers’ page enables editors to quickly find specific subscribers based on the first letter of their last names.</p>

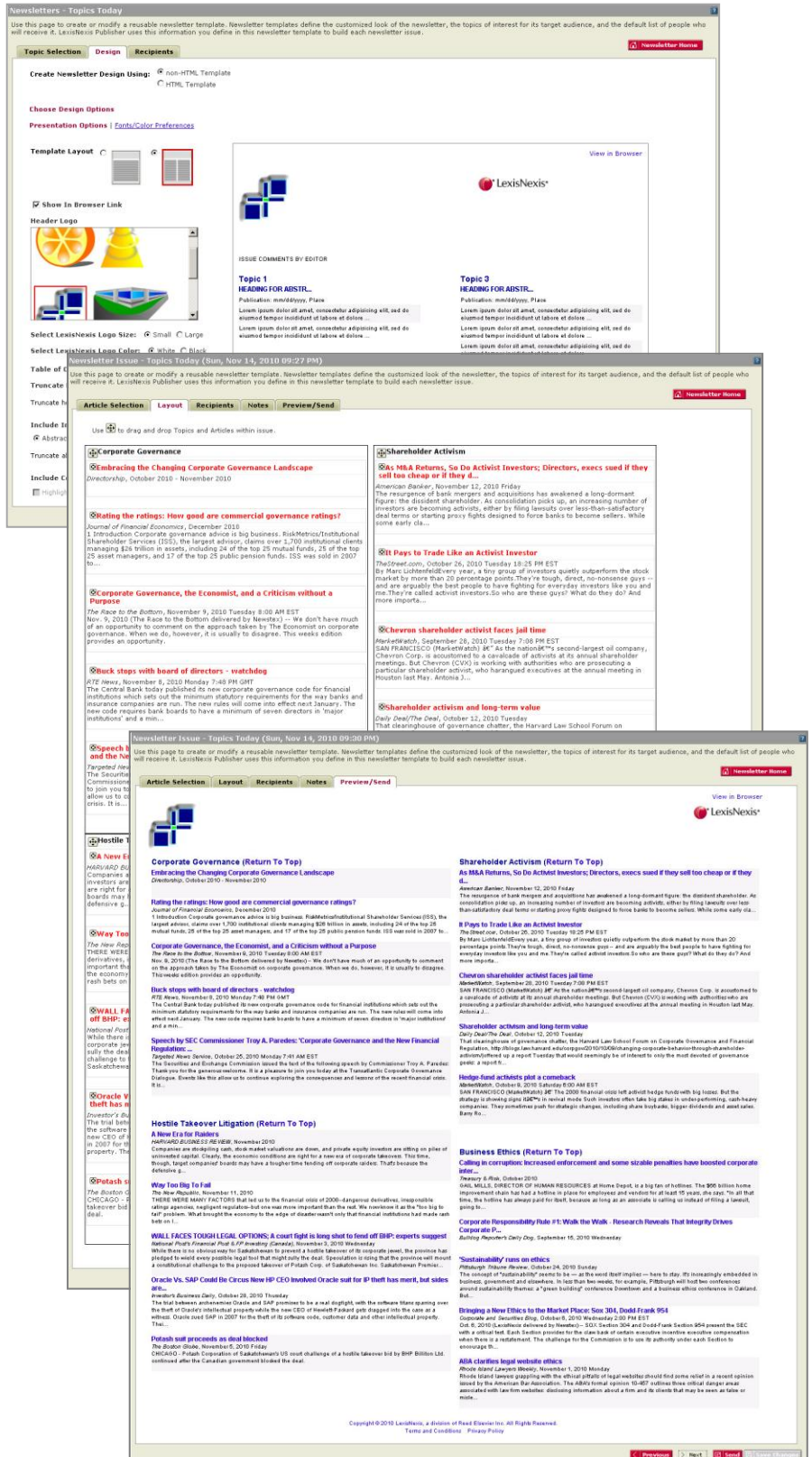
Newsletter Redesign

Newsletters provide an efficient way to distribute relevant news to executives, employees, and key stakeholders. The re-imagined newsletter feature streamlines the process of providing results and offers a more sophisticated package for delivery.

Editors can now be more self-sufficient as technical requirements – such as HTML coding and locally-stored URL-based images – have been removed. No need for IT involvement to send a well-designed newsletter!

Highlights include:

- Improved workflow associated with creating, editing, and deleting newsletters
- Pre-formatted, professional-looking newsletter templates, featuring dual-column display, and customizable design elements
- Drag-and-drop technology for precise layout of documents and topics
- Customization of header/footer with no HTML required
- Uploaded logos may be added to a newsletter via a thumbnail image gallery
- Customizable “from” display and “reply to” address so delivery looks to be from within the org, not from LN
- 30-day archive of sent newsletters
- Mobile-friendly display option



Publisher Newsletter Feature

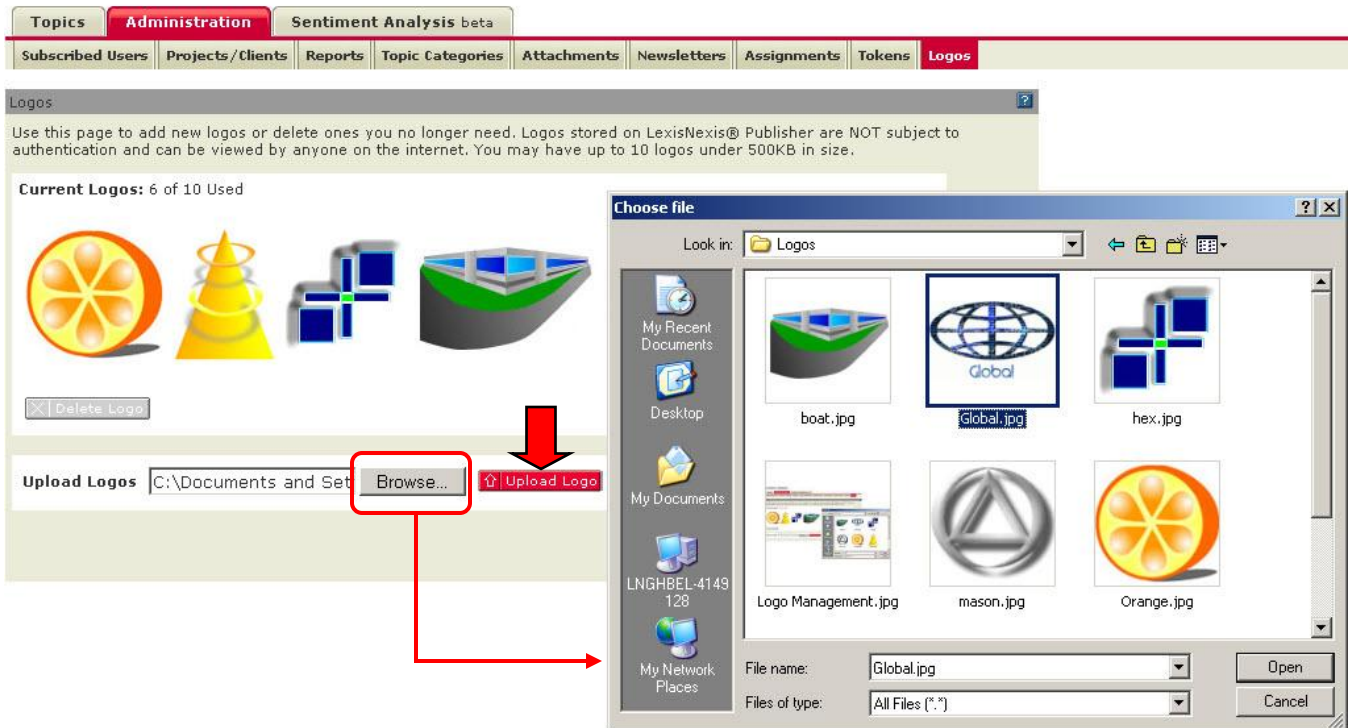
YOU ASKED FOR...	AND WE DELIVERED...
An interface that makes it clear how to begin the process of creating a newsletter	A redesigned Newsletter Home page that presents all tasks clearly to make it easy to get started
Onscreen direction that guides each step of template and issue creation	Straightforward navigation and workflow that make next steps evident when creating a template or issue
A more professional-looking newsletter that's easy to implement	Intuitive design options that yield refined results: <ul style="list-style-type: none"> • Options for non-HTML view (no coding required!) and HTML view • Choice between single and dual-column display • Presentation control over inclusion/view of table of contents, abstracts, logos, comments, etc. • Font type, color, size, and style options for individual text elements, such as headlines, abstracts, links, etc. • Logos can be selected from a gallery of uploaded images • Preview pane provides real time view of design selections
A fast way to locate specific names on the list of potential email recipients	An alphabetical filter that enables editors to quickly find recipients by the starting letter of their last names
A means to view just the documents selected for the newsletter by topic	An option on selection page to view all published documents or just those chosen for the newsletter issue
A method to organize documents within a newsletter issue	A Layout page featuring drag-and-drop technology, which allows editors to precisely place topics and documents for optimal presentation and impact
A newsletter preview embedded within the newsletter creation process	An in-workflow Preview page that allows editors to view the newsletter as it would appear to the email recipient; navigation enables direct access to previous screens if changes are needed prior to sending
A newsletter that appears to come from within the organization, rather than from LexisNexis, and a means for recipients to respond to the editor	A customizable "from" display so delivery looks to be from within the org, not from LexisNexis; personalized "reply to" address enables recipient to contact the sender
A mobile-friendly display	A mobile-friendly option for readers on-the-go without HTML-enabled devices; authentication required
The ability to resend newsletters to recipients that missed the initial delivery or accidentally deleted the email	A 30-day newsletter storage area so that issues can be resent

Logo Management

The Logos administration tab enables editors to upload, store, and manage logos and other small images. To be used initially with newsletters; a future release will connect this feature to email and online header/footer displays.

Until now, editors have had to store logos on local servers and point to them via a URL. This often required the involvement of IT personnel. This action is no longer needed now that image files can be uploaded to Publisher and inserted into a newsletter.

LexisNexis® Publisher



The screenshot shows the LexisNexis Publisher interface with the 'Logos' tab selected. The interface includes a navigation bar with tabs for 'Topics', 'Administration', and 'Sentiment Analysis beta'. Below this, a sub-menu contains 'Subscribed Users', 'Projects/Clients', 'Reports', 'Topic Categories', 'Attachments', 'Newsletters', 'Assignments', 'Tokens', and 'Logos'. The main content area displays 'Current Logos: 6 of 10 Used' and shows four existing logos: an orange slice, a yellow Christmas tree, a blue cross, and a 3D boat. A 'Delete Logo' button is visible. Below the logos, there is an 'Upload Logos' section with a file path 'C:\Documents and Set...' and a 'Browse...' button highlighted with a red box. A red arrow points from the 'Browse...' button to a 'Choose file' dialog box. The dialog box shows the 'Logos' folder containing several files: 'boat.jpg', 'Global.jpg' (selected), 'hex.jpg', 'Logo Management.jpg', 'mason.jpg', and 'Orange.jpg'. The 'File name' field in the dialog is set to 'Global.jpg' and the 'Files of type' is set to 'All Files (*.*)'. 'Open' and 'Cancel' buttons are at the bottom right of the dialog.

Rolling Date Option

A new date option on the search form enables editors to retrieve articles *published* within a specified number of days.

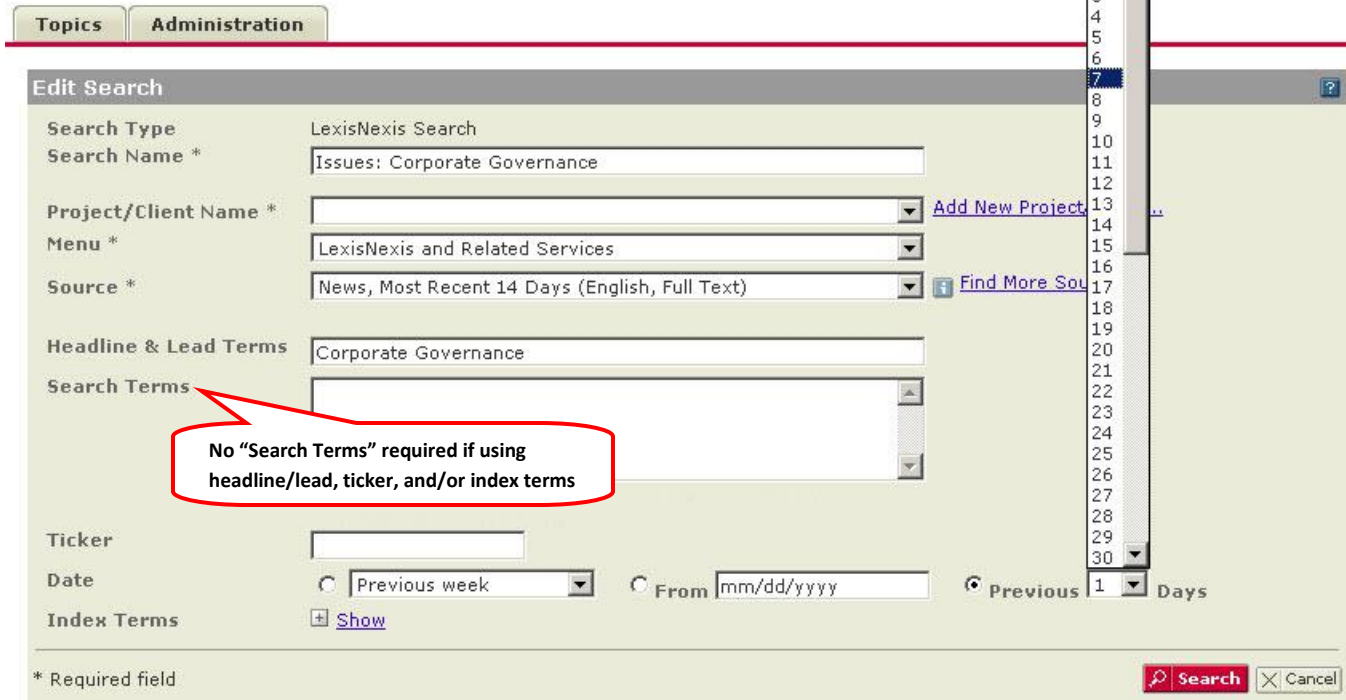
This option is a convenient way to ensure that the latest news is delivered to endusers. It also prevents the system from retrieving older stories that have a current load date.

More Flexible Search Options

Search fields, including Headline & Lead Terms, Ticker and Index Terms can now be used independently.

Previously keywords were required in the Search Terms box even if terms were entered in other search fields, such as Headline & Lead Terms. This requirement has been lifted to allow more flexibility.

LexisNexis® Publisher



The screenshot shows the LexisNexis Publisher interface with the 'Administration' tab selected. The 'Edit Search' form is displayed with the following fields and values:

- Search Type: LexisNexis Search
- Search Name *: Issues: Corporate Governance
- Project/Client Name *: [Empty]
- Menu *: LexisNexis and Related Services
- Source *: News, Most Recent 14 Days (English, Full Text)
- Headline & Lead Terms: Corporate Governance
- Search Terms: [Empty]
- Ticker: [Empty]
- Date: Previous week (selected)
- Index Terms: + Show

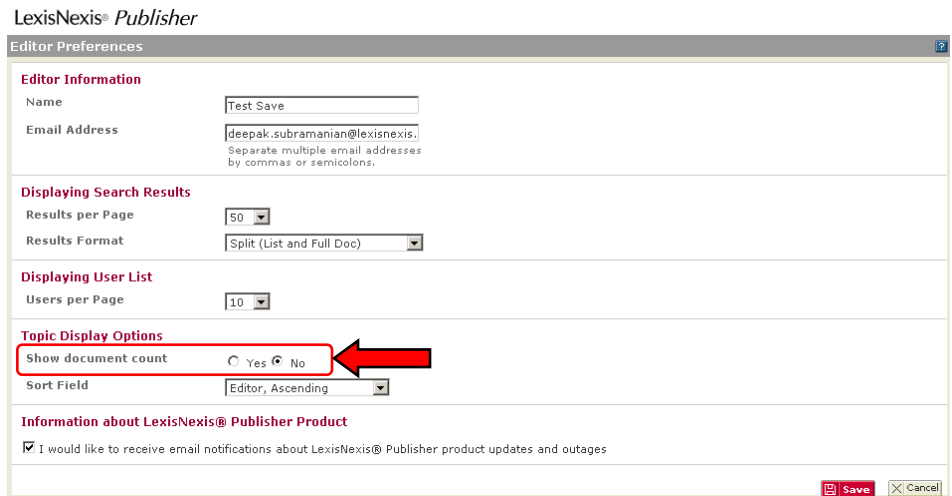
Annotations include a red arrow pointing to a vertical list of numbers (1-30) on the right side of the form, and a red callout box pointing to the 'Search Terms' field with the text: "No 'Search Terms' required if using headline/lead, ticker, and/or index terms".

* Required field

Option to Hide Document Counts

Editor Preference option to remove document “counts” from the topics home page. The counts include the number of documents on the Results, Staged, and Published tabs.

By hiding document counts the topics home page will load *much faster*, improving performance significantly especially for customers with a large number of topics.



LexisNexis® Publisher

Topics Home Page with Document Counts

Home | Administration | New Topic

Choose an Editor: All

Topic Name ▲	Editor	Results	Staged	Published	Updated
01/02/2008 Sprint 30 Topic	balcomjt	2	0	3	08:25am 10/25/2010
04-06 test	chacko	0	0	0	05:03pm 06/08/2010
05/17 test	anuradha	0	0	0	N/A
05/17/2010 test topic	chacko	0	0	0	N/A
06-05 RSS	Nithin	0	0	0	N/A
06-05 RSS doc retention	Nithin	422	0	0	02:04pm 06/09/2010
09-04 Core terms test	chacko	0	0	1	11:07am 07/09/2010
11-05 deduping	Chad	0	0	0	02:04pm 06/09/2010
12-04 Billing chad4	Chad				02:04pm 06/09/2010

LexisNexis® Publisher

Topics Home Page without Document Counts

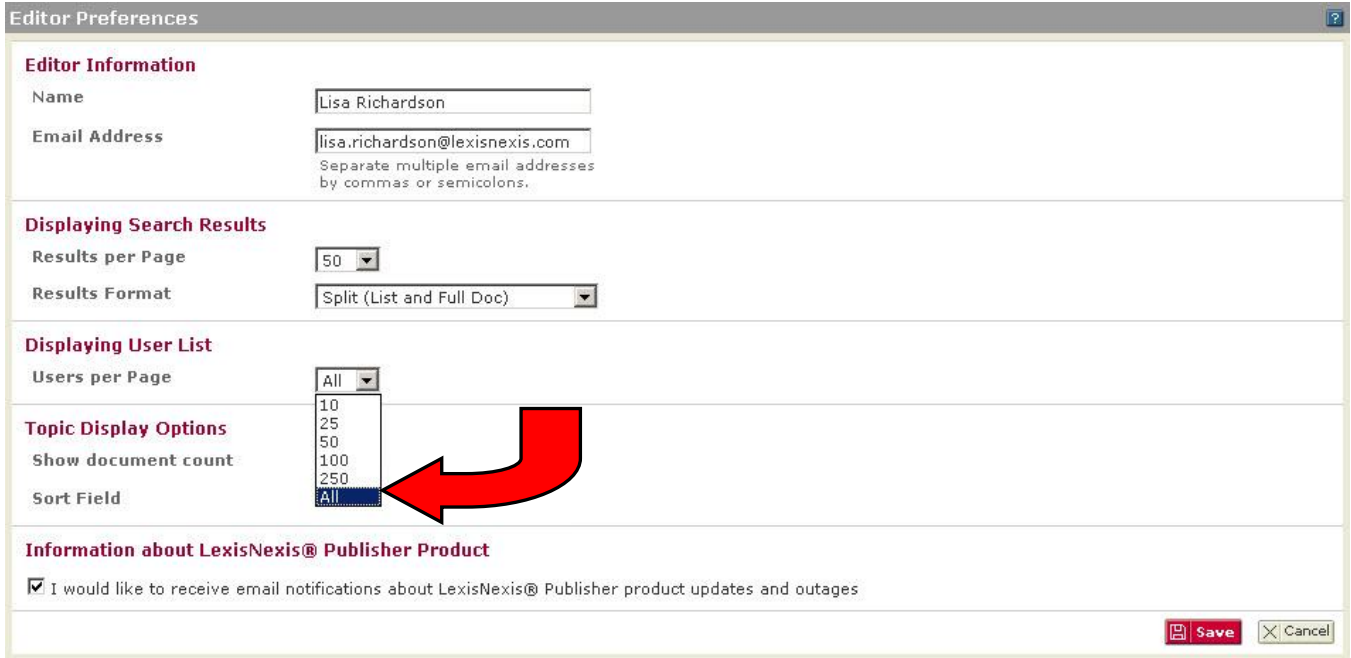
Home | Administration | New Topic

Choose an Editor: All

Topic Name ▲	Editor	Updated
01/02/2008 Sprint 30 Topic	balcomjt	08:25am 10/25/2010
04-06 test	chacko	05:03pm 06/08/2010
05/17 test	anuradha	N/A
05/17/2010 test topic	chacko	N/A
06-05 RSS	Nithin	N/A
06-05 RSS doc retention	Nithin	02:04pm 06/09/2010
09-04 Core terms test	chacko	11:07am 07/09/2010
11-05 deduping	Chad	02:04pm 06/09/2010
12-04 Billing chad4	Chad	02:04pm 06/09/2010
15-04 core terms	Chad	02:04pm 06/09/2010
19-04 test core terms dispalys	nithin	05:10am 04/19/2010
A Kwic test of patent grant data	balcomjt	11:58am 05/13/2010
abc	Test Save	10:44am 08/18/2010
Ajax	vinay	05:02pm 06/08/2010

Option to View “All” Email Subscribers

“All” element added to the “users per page” option on the Editor Preferences page. This change will enable editors to view *all* email subscribers on one page. Options for 10, 25, 50, 100, and 250 remain viable.



The screenshot shows the 'Editor Preferences' window with the following sections:

- Editor Information**
 - Name: Lisa Richardson
 - Email Address: lisa.richardson@lexisnexus.com
- Displaying Search Results**
 - Results per Page: 50
 - Results Format: Split (List and Full Doc)
- Displaying User List**
 - Users per Page: All (dropdown menu is open showing options: 10, 25, 50, 100, 250, All)
- Topic Display Options**
 - Show document count
 - Sort Field
- Information about LexisNexis® Publisher Product**
 - I would like to receive email notifications about LexisNexis® Publisher product updates and outages

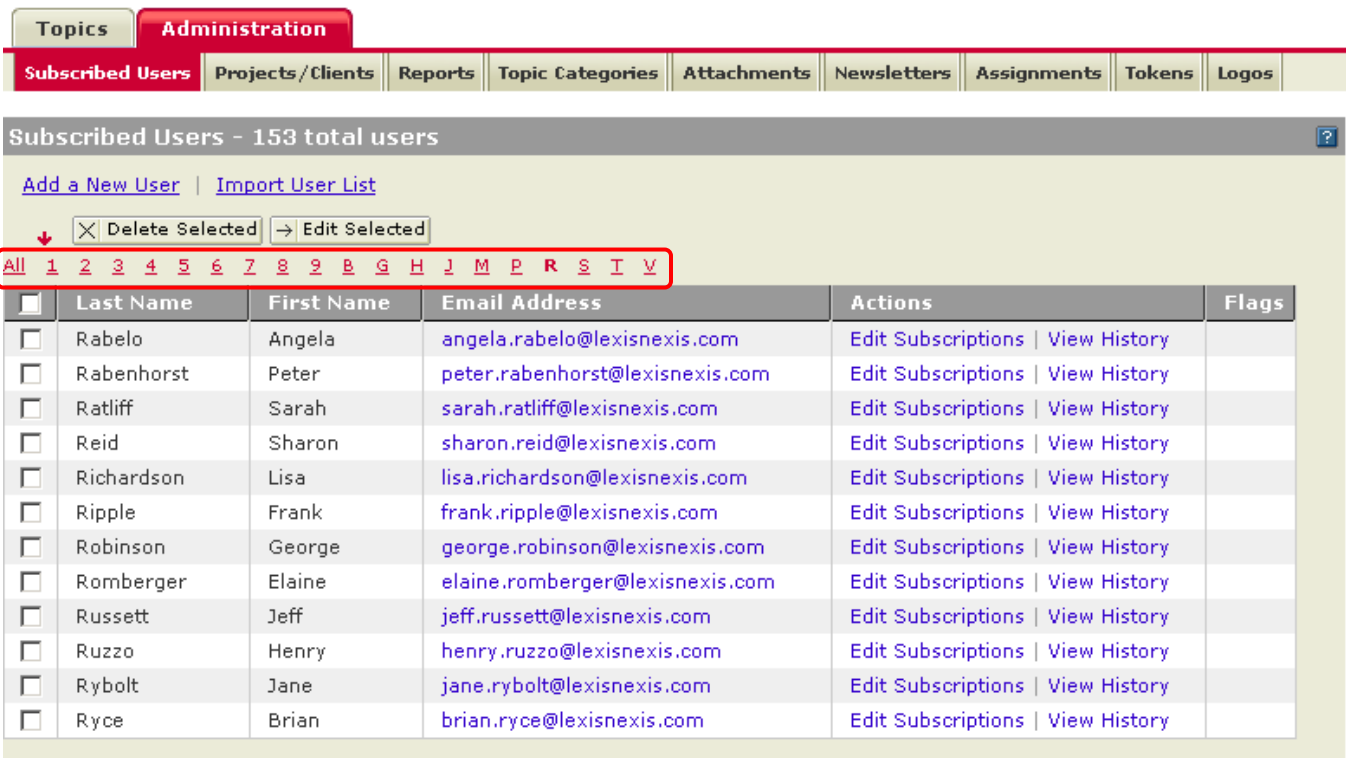
Buttons: Save, Cancel

Alphabetical Filter for Subscribers List

The addition of the Alphabetical Filter on the subscribers' page enables editors to quickly find specific subscribers based on the first letter of their last names. The filter displays only the letters for names that actually exist on the subscribed users list, which spares editors from wasting time by eliminating the need to click letters that contain no entries.

This development allows editors to enjoy the faster load speeds associated with shorter lists of subscribers (assuming they opt to display a lower number of users per page via editor preferences), while being able to easily jump to a specific user without having to guess on which numeric-page their name might be.

LexisNexis® Publisher



The screenshot shows the LexisNexis Publisher interface. At the top, there are navigation tabs: 'Topics' and 'Administration'. Under 'Administration', there are sub-tabs: 'Subscribed Users' (highlighted), 'Projects/Clients', 'Reports', 'Topic Categories', 'Attachments', 'Newsletters', 'Assignments', 'Tokens', and 'Logos'. Below the tabs, the page title is 'Subscribed Users - 153 total users'. There are links for 'Add a New User' and 'Import User List'. Below these links are buttons for 'Delete Selected' and 'Edit Selected'. A red box highlights the alphabetical filter, which includes 'All' and letters 1 through V. Below the filter is a table of subscribers.

<input type="checkbox"/>	Last Name	First Name	Email Address	Actions	Flags
<input type="checkbox"/>	Rabelo	Angela	angela.rabelo@lexisnexus.com	Edit Subscriptions View History	
<input type="checkbox"/>	Rabenhorst	Peter	peter.rabenhorst@lexisnexus.com	Edit Subscriptions View History	
<input type="checkbox"/>	Ratliff	Sarah	sarah.ratliff@lexisnexus.com	Edit Subscriptions View History	
<input type="checkbox"/>	Reid	Sharon	sharon.reid@lexisnexus.com	Edit Subscriptions View History	
<input type="checkbox"/>	Richardson	Lisa	lisa.richardson@lexisnexus.com	Edit Subscriptions View History	
<input type="checkbox"/>	Ripple	Frank	frank.ripple@lexisnexus.com	Edit Subscriptions View History	
<input type="checkbox"/>	Robinson	George	george.robinson@lexisnexus.com	Edit Subscriptions View History	
<input type="checkbox"/>	Romberger	Elaine	elaine.romberger@lexisnexus.com	Edit Subscriptions View History	
<input type="checkbox"/>	Russett	Jeff	jeff.russett@lexisnexus.com	Edit Subscriptions View History	
<input type="checkbox"/>	Ruzzo	Henry	henry.ruzzo@lexisnexus.com	Edit Subscriptions View History	
<input type="checkbox"/>	Rybolt	Jane	jane.rybolt@lexisnexus.com	Edit Subscriptions View History	
<input type="checkbox"/>	Ryce	Brian	brian.ryce@lexisnexus.com	Edit Subscriptions View History	