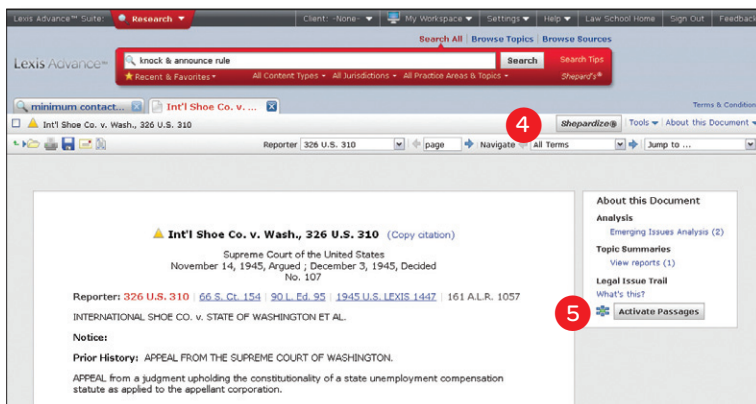
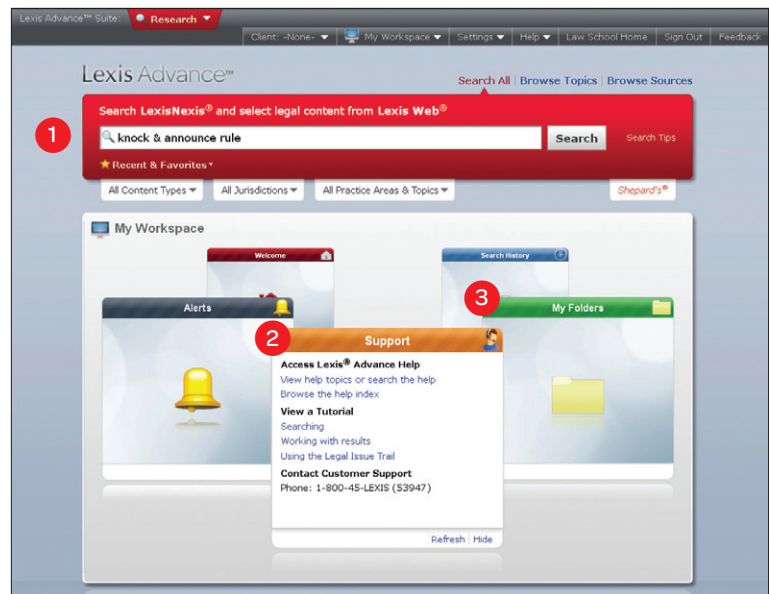


You never incur charges researching with your law school Lexis Advance® ID, but eventually you'll be conducting research for your employer or your client under a LexisNexis® subscription. Use these tips to form cost-effective and time-saving habits, and be ready to start using a Lexis Advance ID this summer and after law school.

- 1 Every search on Lexis Advance® is free**  
Run as many searches as you want from the red search box without incurring a single charge. You only incur a charge with Lexis Advance when you access a document outside your subscription.
- 2 365/24/7 free customer support**  
Expert research assistance and technical support is available whenever you need it, at no cost, by calling LexisNexis Customer Support at 1-800-45-LEXIS (53947).
- 3 Return to your documents for free for 90 days with Lexis Advance**  
History automatically saves your research for 90 days, so you can return to any accessed documents without incurring a charge. You can also save documents to a Folder. The documents are available for the life of the folder, and saved documents can be accessed for 90 days without incurring an additional charge.

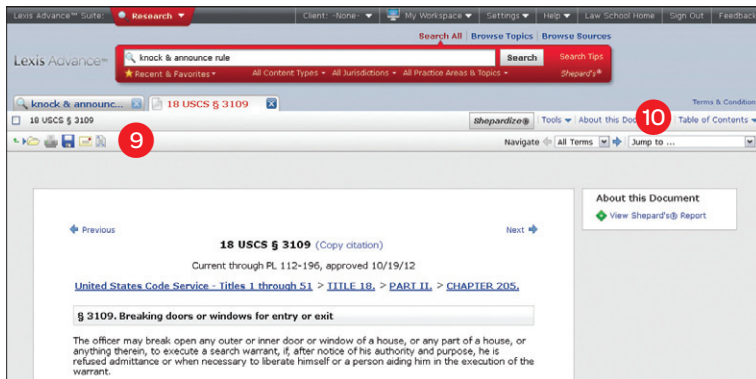
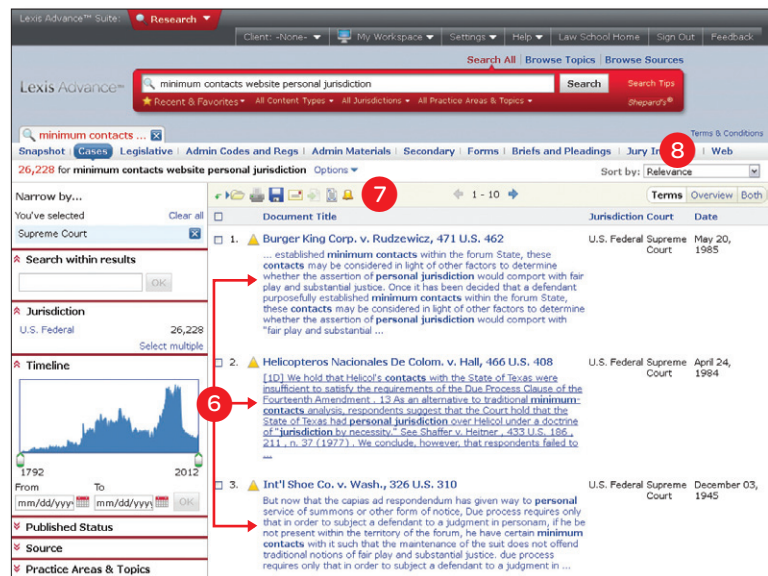


- 4 Shepardizing™ is free on Lexis Advance**  
*Shepard's®* is included in the price of the case or statute you are viewing. Lexis Advance makes it easy to check the authority you're citing with quick and free access to the related *Shepard's* report.
- 5 Exclusive to Lexis Advance, the Legal Issue Trail saves time by showing the connections between cases**  
The Legal Issue Trail automatically tracing the development of a rule of law. It provides a list of cases that were used to create the rule and a list of cases that follow the rule.

**6** Preview every document in your search results for free with Lexis Advance®  
Lexis Advance provides a preview of every document in your search results highlighting the terms from your search. You do not incur a charge for viewing the preview, only for viewing the full document.

**7** Use Alerts to receive automatic updates on new and important information  
You'll save time by setting up Lexis Advance Alerts for frequently run searches. The searches run by your Alerts do not incur any charges, and you can preview the results of your Alerts for free.

**8** Open web results included in every Lexis Advance search  
Every search on Lexis Advance also searches 250,000+ legal oriented websites vetted by the LexisNexis® legal editorial staff. Save time by searching the open web and LexisNexis sources at the same time.



**9** Printing, downloading, emailing and saving is free on Lexis Advance  
You can print, download, email or save any document from Lexis Advance without incurring a charge.

**10** Preview the table of contents for statutes, regulations and treatises before accessing sections  
A table of contents link is available at the top of every statute, regulation and treatise on Lexis Advance. This link lets you preview available sections for free before accessing the full document.

Remember to use these tips while you're in law school to start forming cost-effective and time-saving habits with Lexis Advance that you will carry in to your practice.

