

# Do much more in fewer steps: New at Lexis Advance®

You never stop looking for ways to improve service to your clients and your organization. You listen to your clients and respond to their ideas. That's good business.

At LexisNexis, we listen to you and continually add new features to make your Lexis Advance® research experience better and faster so you can concentrate on finding the best solutions to your client's needs. You'll find Lexis Advance even easier to use than before, with an enhanced look and a host of ease-of-use enhancements. See what's new at Lexis Advance:

## It's easy on the eyes

With support for the highest resolution widths and reduced "white space," Lexis Advance looks better than ever.

## Go ahead, supersize it

- An expanded red search box accommodates and displays lengthier search strings—meaning less clicking in the box to see the end of truncated or hidden search terms.
- LexisNexis® Get & Print works in larger volume. Retrieve and deliver, email or print 10 times as many citations at once, up to 100 at a time, with the Get & Print feature. Additional *Shepard's*® Citations Service options include the flexibility to restrict the report to "negative" citing references.

## Lexis Advance is now integrated with CaseMap®. Fasten your seatbelts.

With a quick right-click in CaseMap® case analysis software, Lexis Advance users can gain access to Public Records searches, LexisNexis® Company Dossier reports, CourtLink® dockets and documents, and more.

With CaseMap, you can bring together all the relevant case facts into a centralized location—the vital evidence, documents, witnesses and legal advice helping you to identify key relationships, reveal hidden patterns and develop winning case strategies.

[Find out more about CaseMap.](#)

## Navigate with a sure hand in documents and results

- It helps to know where you are in order to get where you're going. Now when you view a document, the document header scrolls with you.

**No need to scroll back up to recall what you're viewing.**

- Head back to the document top with a single click. We've added a **one-click "back to top" button** that scrolls with you through the document—especially handy for mobile devices. (See more new mobile enhancements in the box on the next page.)

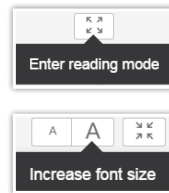


- Like to **search tables of contents (TOCs)**? Your **search term hits now appear in the results** list. And your **search terms are highlighted in your results** documents. Ditto for navigating by search term hits in retrieved results.

- Enter a partial cite to a TOC source, and the TOC opens beginning at your partial cite hit, not at the top of the TOC.

- Highlighting text passages just got faster and friendlier. Choose your highlight color, and your choice is saved so you can skip the color selection prompt next time and start highlighting faster.

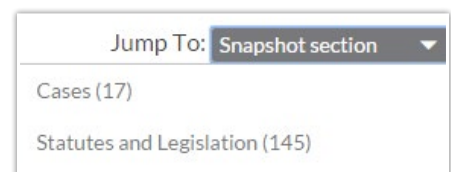
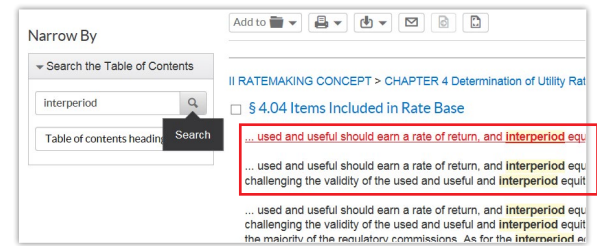
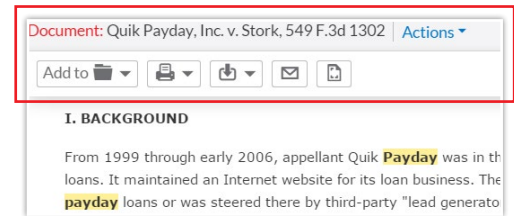
- The new **Enter reading mode** option lets you select a button at the top of full-text documents and remove navigation controls so you **see just the document**. In reading mode you can quickly **increase the font size** with a button click too, if you like.



- Navigate your results list with greater ease. When your results return, the **default content category view is set to "Show more"**—narrow results by content type with a single click. You can also collapse the categories by clicking "Show less." **Many content types now display the number of documents retrieved.** (See graphic at right.)

- If you'll know it when you see it, **slim your results down to title view.** Toggle between expanded and title views to see more results at once and scan them faster.

- Snapshot just got snappier—collapsing unwanted content types from the snapshot view makes scanning your desired content results a snap. Plus, with the new Jump To pull-down menu, you can move quickly to a particular Snapshot section.

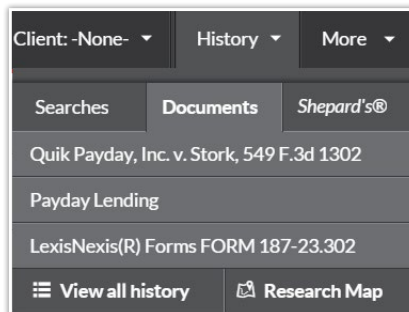


## You asked, we delivered (Special, “no plug-in” delivery)

- For documents delivered to your inbox or desktop—that is, **print, download or email**—no “plug-ins” are needed. Use any modern browser, like Safari® or Chrome™, and you’ll never be prompted to “install plug-in” before being able to download your document.
- Plus, you can now receive attachments to documents; for example, a document that contains an embedded PDF link to a form, figure or image—or is a court or legislative document with an attached exhibit. Just select delivery option **get document with attachments**.

## Those who cannot remember the past are NOT doomed to repeat it!

- Save precious time you may have once spent duplicating your research. Your history list on your Home page and under the More pull-down menu is now more meaningful with the addition of a *Shepard’s* Reports tab retaining your most recent reports; the Documents tab now also “keeps tabs” on your recently accessed Topic Summaries.
- You leverage your past searches with Alerts, of course. Now manage Alerts more readily with a product-type filter. For example, view your Lexis Practice Advisor® Alerts separately from other Alerts you’ve set. Select **View all alerts** on the Lexis Advance Home page or select **Alerts** from the More pull-down menu.



## Get more tips for using Lexis Advance efficiently at [lexisnexis.com/advancesupport](http://lexisnexis.com/advancesupport).

Talk to a LexisNexis® Customer Support representative—live support virtually 24/7—at [800-543-6862](tel:800-543-6862).

## Mobile Movements/Motion

**It’s a new day for Lexis Advance mobile. Now mobile utility is more like the desktop experience with these enhancements:**

- *Highlight and annotate goes mobile!* The iPad® app now supports your workflow needs and provides ease of use like the desktop experience ...
- *Favorites you create from post-search filters are now available for reuse in pre-filtering a search on mobile apps. You can also create Favorites from a results list on the iPad app ...*
- *When searching a TOC, term hits are highlighted in the documents viewed and are available for navigation ...*
- *TOC search term hits are also displayed in the results list. Your list will display by terms or best paragraph, according to your Research setting ...*
- *Based on your settings, your preferred jurisdiction will surface at the top of the Jurisdiction, Court, Location filter when included in results ...*
- *Also per your settings, selected post-search filters (Court, Jurisdiction and Location) are ordered alphanumerically rather than by frequency. This applies to filters for Browse Sources too ...*
- *Mobile now includes the “Court Order” sub-content type ...*
- *Content Type filter automatically applies to Search by Source. If you search a specific law review, the Law Reviews & Journals content type filter is applied in search results ...*
- *Delete with ease. You can now delete specific items from a work folder.*

[Log in](#)

[www.lexisadvance.com](http://www.lexisadvance.com)

