



LexisNexis®

LexisNexis® eBooks

GETTING STARTED WITH LEXISNEXIS® eBOOKS IS FAST AND EASY

With so much legal work taking place away from the office or library, many professionals today rely on **LexisNexis® eBooks**.

eBooks provide convenient, portable access to authoritative content—deskbooks, practice guides, treatises and more. And when you use the **Read Now** option, you can begin reading right away. Get started with eBooks by following the purchasing and eReading instructions below.

ORDER AN eBOOK FORMATTED FOR YOUR NEEDS

Order by contacting your LexisNexis account representative directly or purchase via the **LexisNexis® Store**.

- 1 If you are ordering via the LexisNexis Store at store.lexisnexis.com, click the title link or book image to review format options available for the selected title.

If you select an eBook format (**epub** or **mobi**), you will be able to select **Read Now** (in browser reading) later within your Account Download Center. See right.

- 2 Select the eBook format you prefer by clicking **Add to Cart**, and then confirm your subscription type.
- 3 Complete the simple checkout process and confirm your order.
- 4 You will receive an email confirming activation of your account (if a new customer) and an order confirmation email (payment invoice).

WHY USE READ NOW TO ACCESS eBOOKS?

You can begin reading eBooks purchased right away. Just go to the Download Center and select **Read Now**.

Gain these advantages:

- No need for downloads or special software before you can open the book
- Read on smartphones, tablets or computers¹ and any modern web browser²
- Open multiple eBooks simultaneously

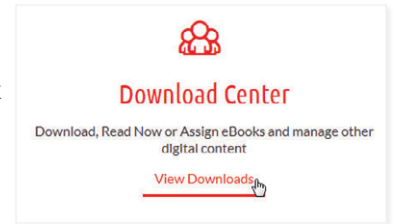
Learn more about Read Now at lexisnexis.com/ReadNowFAQs

¹Android™ 4.0+, Apple® iOS 7.0+ or Fire® OS 4.5.4+

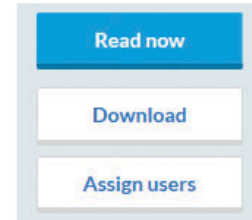
²Chrome™, Firefox®, Safari® or Internet Explorer® 10 or higher

ACCESS YOUR eBook

- 5 You will receive an email with step-by-step instructions, including:
 - a. Open your email on the device you will use to read the eBook
 - b. Click the **LexisNexis Store** link in your email or access your account from store.lexisnexus.com
 - c. Sign in, and then click the **My Account** link
 - d. Scroll down to Download Center and click **View Downloads**



- 6 Click the blue **Read Now** button to begin reading in your web browser—no downloading or additional software required! Read Now is our preferred reading method.

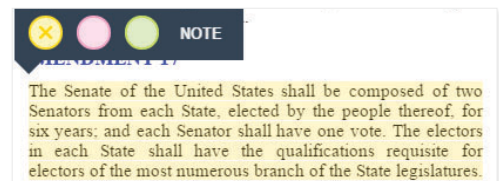


TAKE ADVANTAGE OF CONVENIENT eBook FEATURES

LexisNexis eBooks enable you to:

- Turn pages with a click or tap of the right or left edges of the eBook
- Click or tap and hold a word to define it, add a note or highlight text
- Copy a passage with a click and hold until the highlighter pops up, then drag to select the text you need
- Print easily by clicking or tapping the middle of the screen and then selecting the printer icon
- Click or tap a linked word or passage to go directly to that chapter or section
- Click or tap a Lexis Advance® link to go directly to that site (with an active Lexis Advance account)

The menu icon in the top-left corner provides more user-friendly features.



If you prefer to download the eBook instead,

you will first need to install an eReader that supports Adobe® Digital Rights Management and create an Adobe user account before you begin reading your eBook. If you have questions about using the software, consult the Adobe website:

- Create an account at [Adobe.com](https://adobe.com)
- Download software at [Adobe.com/products/digitaleditions](https://adobe.com/products/digitaleditions)

For more information, contact your LexisNexis account representative or call

800.223.1940