



The  
**World  
Justice Project**

A multidisciplinary, multinational  
movement to advance the rule of  
law for communities of opportunity  
and equity



The World Justice Project  
**Rule of Law Index™**

2011

Mark David Agrast  
Juan Carlos Botero  
Alejandro Ponce

The World Justice Project



The World Justice Project  
*Rule of Law Index*<sup>TM</sup>  
2011

Mark David Agrast  
Juan Carlos Botero  
Alejandro Ponce

With the collaboration of:  
Joel Martinez and Christine S. Pratt

**The World Justice Project**

## The World Justice Project

**Board of Directors:** Sheikha Abdulla Al-Misnad, Emil Constantinescu, Ashraf Ghani, William C. Hubbard, Mondli Makhanya, William H. Neukom, Ellen Gracie Northfleet, James R. Silkenat.

**Officers:** William C. Hubbard, Chairman of the Board; William H. Neukom, President and Chief Executive Officer; Deborah Enix-Ross, Vice President; Suzanne E. Gilbert, Vice President; James R. Silkenat, Vice President; Lawrence B. Bailey, Secretary; Roderick B. Mathews, Treasurer; Gerold W. Libby, General Counsel.

**Executive Director:** Hongxia Liu.

**Rule of Law Index 2011 Team:** Mark David Agrast, *Chair*; Juan Carlos Botero, *Director*; Alejandro Ponce, *Senior Economist*; Joel Martinez; Christine S. Pratt; Oussama Bouchebti; Kelly Roberts; Chantal V. Bright; Juan Manuel Botero; Nathan Menon; Raymond Webster; Chelsea Jaetzold; Claros Morean; Elsa Khwaja; Kristina Fridman. Consultants: Jose Caballero and Dounia Bennani.

---

The *WJP Rule of Law Index™ 2011* report was made possible by generous support from:

The Neukom Family Foundation, The Bill & Melinda Gates Foundation, and LexisNexis.

And from GE Foundation, Ewing Marion Kauffman Foundation, William and Flora Hewlett Foundation, National Endowment for Democracy, Oak Foundation, Ford Foundation, Carnegie Corporation of New York, Allen & Overy Foundation, Gordon and Betty Moore Foundation, Chase Family Philanthropic Fund, Microsoft Corporation, LexisNexis, General Electric Company, Intel Corporation, The Boeing Company, Merck & Co., Inc., Wal-Mart Stores, Inc., HP, McKinsey & Company, Inc., Johnson & Johnson, Texas Instruments, Inc., E.I. du Pont de Nemours and Company; Viacom International, Inc., K & L Gates; Nelson Mullins Riley & Scarborough LLP, Boies, Schiller & Flexner, LLP, Winston & Strawn LLP, Fulbright & Jaworski LLP, Sullivan & Cromwell LLP, White & Case LLP, Allen & Overy LLP, Hunton & Williams, Welsh, Carson, Anderson & Stower, Mason, Hayes+Curran, Haynes and Boone, LLP, Garrigues LLP, Troutman Sanders LLP, Drinker Biddle & Reath LLP, Turner Freeman Lawyers, Cochingyan & Peralta Law Offices, SyCip Salazar Hernandez & Gatmaitan, Major, Lindsey & Africa, Irish Aid, American Bar Association Section of Environment, Energy, and Resources, American Bar Association Section of Health Law, American Bar Association Section of Intellectual Property, American Bar Association Section of International Law, U.S. Chamber of Commerce, and individual supporters listed in the last section of this report.

---

Copyright 2011 by The World Justice Project. The *WJP Rule of Law Index™* and *The World Justice Project Rule of Law Index* are trademarks of The World Justice Project. All rights reserved. Requests to reproduce this document should be sent to Juan C. Botero, the World Justice Project, 740 Fifteenth Street, N.W. 2nd Floor, Washington, D.C. 20005 U.S.A.

E-mail: [boteroj@wjpnet.org](mailto:boteroj@wjpnet.org)

Graphic design: Joshua Steele and Jonathan Kerr.

Suggested citation:

Agrast, M., Botero, J., Ponce, A., *WJP Rule of Law Index 2011*. Washington, D.C.: The World Justice Project.

# Contents

Executive Summary.....	1
Part I: Constructing the WJP Rule of Law Index™ .....	5
Part II: The Rule of Law Around the World .....	19
Regional Highlights .....	21
Country Profiles.....	39
Data Tables.....	107
Data Notes.....	117
Part III: Contributing Experts .....	123
Part IV: Acknowledgements.....	139
About The World Justice Project.....	145



# Executive Summary

*“The rule of law is the foundation for communities of opportunity and equity—it is the predicate for the eradication of poverty, violence, corruption, pandemics, and other threats to civil society.”*

William H. Neukom, Founder, President and CEO of the World Justice Project

Advancing the rule of law around the world is the central goal of the World Justice Project (WJP). Establishing the rule of law is fundamental to achieving communities of opportunity and equity—communities that offer sustainable economic development, accountable government, and respect for fundamental rights. Without the rule of law, medicines do not reach health facilities due to corruption; women in rural areas remain unaware of their rights; people are killed in criminal violence; and firms’ costs increase because of expropriation risk. The rule of law is the cornerstone to improving public health, safeguarding participation, ensuring security, and fighting poverty.

The WJP Rule of Law Index™ is an innovative quantitative assessment tool designed to offer a comprehensive picture of the extent to which countries adhere to the rule of law, not in theory, but in practice. This report is the second in an annual series.

Indices and indicators are very useful tools. The systematic tracking of infant mortality rates, for instance, has greatly contributed to improving health outcomes around the globe. In a similar fashion, the WJP Rule of Law Index™ monitors the health of a country’s institutional environment—such as whether government officials are accountable under the law, and whether legal institutions protect fundamental rights and allow ordinary people access to justice.

## The WJP Rule of Law Index™

The WJP Rule of Law Index™ presents a comprehensive set of indicators on the rule of law from the perspective of the ordinary person. It examines practical situations in which a rule of law deficit may affect the daily lives of ordinary people. For instance, the Index evaluates whether citizens can access public services without the need to bribe a government officer; whether a basic dispute among neighbors or companies can be peacefully and cost-effectively resolved by an independent

adjudicator; and whether people can conduct their daily activities without fear of crime or police abuse.

The Index provides new data on the following nine dimensions of the rule of law:

- » Limited government powers
- » Absence of corruption
- » Order and security
- » Fundamental rights
- » Open government
- » Regulatory enforcement
- » Access to civil justice
- » Effective criminal justice
- » Informal justice

These nine factors are further disaggregated into 52 sub-factors. The scores of these sub-factors are built from over 400 variables drawn from assessments of the general public (1,000 respondents per country) and local legal experts<sup>1</sup>. The outcome of this exercise is one of the world’s most comprehensive data sets measuring the extent to which countries adhere to the rule of law—not in theory but in practice.

## Defining the rule of law

As used by the World Justice Project, the rule of law refers to a rules-based system in which the following four universal principles are upheld:

- » The government and its officials and agents are accountable under the law.
- » The laws are clear, publicized, stable, and fair, and protect fundamental rights, including the security of persons and property.
- » The process by which the laws are enacted, administered, and enforced is accessible, fair, and efficient.
- » Access to justice is provided by competent, independent, and ethical adjudicators, attorneys or representatives, and judicial officers who are of sufficient number, have adequate resources, and reflect the makeup of the communities they serve.

These principles are derived from international sources that enjoy broad acceptance across countries with differing social, cultural, economic, and political systems, and incorporate both substantive and procedural elements.

<sup>1</sup> We are grateful for the generous engagement of the over 2,000 academics and practitioners around the world who contributed their time and expertise, and the 66,000 individuals who participated in the general population poll.

## Uses of the Index

The WJP Rule of Law Index™ is an instrument for strengthening the rule of law. It offers reliable, independent, and disaggregated information for policy makers, businesses, non-governmental organizations, and other constituencies to:

- » Assess a nation's adherence to the rule of law in practice;
- » Identify a nation's strengths and weaknesses in comparison to similarly situated countries; and
- » Track changes over time.

While the WJP Rule of Law Index™ enters a crowded field of indicators on different aspects of the rule of law, it has a number of features that set it apart:

- » **Comprehensiveness.** While other indices cover aspects of the rule of law, they do not yield a full picture of rule of law compliance.
- » **New data.** The Index findings are based almost entirely on new data collected by the WJP from independent sources. This contrasts it with other indices based on data aggregated from third-party sources, or on sources that are self-reported by governments or other interested parties.
- » **Rule of law in practice.** The Index measures adherence to the rule of law by looking not to the laws as written but at how they are actually applied in practice.
- » **Anchored in actual experiences.** The Index combines expert opinion with rigorous polling of the general public to ensure that the findings reflect the conditions experienced by the population, including marginalized sectors of society.
- » **Action oriented.** Findings are presented in disaggregated form, identifying strong and weak performers across the nine rule of law dimensions examined in each country.

Despite these methodological strengths, the findings should be interpreted in light of certain inherent limitations. While the Index is helpful in taking the “temperature” of the rule of law in the countries under study, it does not provide a full diagnosis or dictate concrete priorities for action. No single index can convey a full picture of a country's situation. Rule of law analysis requires a careful consideration of multiple dimensions—which may vary from country to country—and a combination of sources, instruments, and methods.

This report introduces the framework of the WJP Rule of Law Index™ and summarizes the results and lessons

learned during the WJP's implementation of the Index in 66 jurisdictions. It is anticipated that global coverage will expand to 100 countries in 2012.

More than half of the countries included in the 2011 report were also indexed in 2010. Country profiles for these countries are based chiefly on new data collected during the second quarter of 2011. However, because country scores are normalized across the entire sample of indexed countries, individual country findings in the 2011 report are not comparable to the previous year's results.

The *Index 2011* report introduces four conceptual and methodological changes. First, Factor 3 (Clear, Publicized and Stable Laws) and Factor 6 (Open Government) from the 2010 report have been merged to form Factor 5 of the current report. The sub-factors of Factor 2 (Absence of Corruption) have been redefined to their current status. Third, for the first time data has been collected on transition of power, civil conflict, freedom of assembly and association, due process in administrative proceedings, and criminal recidivism. Finally, in the measurement of Factor 3 (Order and Security) a few variables from third-party sources have been incorporated into the Index. Changes introduced in 2011 are explained in the Data Notes section of this report, and further methodological details are provided in Botero and Ponce, “*Measuring the Rule of Law*”, 2011, available online at [www.worldjusticeproject.org](http://www.worldjusticeproject.org).

The Index is intended for a broad audience of policy-makers, civil society, practitioners, academics, and other constituencies. We hope that over time, this tool will help identify strengths and weaknesses in each country under review and encourage policy choices that advance the rule of law.

## About the World Justice Project

The World Justice Project (WJP) is a multinational and multidisciplinary effort to strengthen the rule of law throughout the world. It is based on two complementary premises: first, the rule of law is the foundation for communities of opportunity and equity; and second, multidisciplinary collaboration is the most effective way to advance the rule of law.

The WJP's work is being carried out through three complementary and mutually reinforcing program areas: Mainstreaming, the Rule of Law Index, and Scholarship. The Project's efforts are dedicated to increasing public awareness about the concept and practice of the rule of law, developing practical programs in support of the rule of law at the community level, and stimulating government reforms that enhance the rule of law. Further details are provided in the last section of this report and at [www.worldjusticeproject.org](http://www.worldjusticeproject.org).









# Part I: Constructing the WJP Rule of Law Index™

Mark David Agrast<sup>1</sup> Juan Carlos Botero, and Alejandro Ponce

*The World Justice Project<sup>2</sup>*

---

<sup>1</sup> Mr. Agrast did not participate in the collection, analysis or review of the data and results (Part II of this report).

<sup>2</sup> This section builds on previous work developed in collaboration with Claudia J. Dumas.



# Constructing the WJP Rule of Law Index™

The WJP Rule of Law Index™ is an innovative quantitative assessment tool designed to offer a detailed and comprehensive picture of the extent to which countries adhere to the rule of law in practice.

The Index introduces new indicators on the rule of law from the perspective of the ordinary person. It considers practical situations in which a rule of law deficit may affect the daily lives of people. For instance, whether people can access public services without the need to bribe a government officer; whether a basic dispute among neighbors or companies can be peacefully and cost-effectively resolved by an independent adjudicator; or whether people can conduct their daily activities without fear of crime or police abuse.

The Index provides new data on the following nine dimensions of the rule of law: limited government powers; absence of corruption; order and security; fundamental rights; open government; regulatory enforcement; access to civil justice; effective criminal justice; and informal justice. These nine factors are further disaggregated into 52 sub-factors.

The Index's rankings and scores are the product of a rigorous data collection and aggregation process. Data comes from a global poll of the general public and detailed questionnaires administered to local experts. To date, over 2,000 experts and 66,000 other individuals from around the world have participated in this project.

The *WJP Rule of Law Index 2011* is the second report in an annual series. It builds on four years

of development, intensive consultation, and vetting with academics, practitioners, and community leaders from over 100 countries and 17 professional disciplines. Version 1.0 of the Index was presented at the first World Justice Forum in 2008, including findings from a pilot conducted in six countries. Version 2.0 was presented at the second World Justice Forum in 2009, featuring preliminary findings for 35 countries. Version 3.0 was launched in October 2010, featuring a new version of the Index and country profiles for the same 35 countries. The current report introduces a slightly modified version

of the Index presented in 2010 for 66 countries, including updated data for the 35 countries indexed in 2010 plus new data for 31 additional countries. We anticipate that the Index will expand to cover 100 countries in 2012.

It should be emphasized that the Index is intended to be applied in countries with vastly differing social, cultural, economic, and political systems. No society has ever attained—let alone sustained—a perfect realization of the rule of law. Every nation faces the perpetual challenge of building and renewing the

### Box 1. Why is the rule of law important?

Imagine the owner of a small business has a dispute with a client over a large, unpaid bill. What if her only recourse to settle the dispute is through the threat of physical violence? Consider the bridges, roads or runways we traverse daily—or the offices and buildings in which we live, work and play. What if building codes governing their design and safety were not enforced? Or suppose someone broke into your home and stole your belongings, and there was no means to reclaim your property and bring the perpetrator to justice?

Even though we may not readily realize it, the rule of law is a profoundly important part of our lives. It is the foundation for a system of rules to keep us safe, solve disputes, and help us prosper. Let's consider a few examples:

#### (a) Business environment

Imagine an investor seeking to commit resources abroad. She would probably think twice before investing in a country where corruption is rampant, property rights are ill-defined, and contracts are difficult to enforce. Businesses are reluctant to invest in countries where there is a high risk of government expropriation, either through administrative intervention, government's failure to repay local debts, or unpredictable changes in laws and regulations. Secure property rights give businesses the ability to be rewarded for their investments.

#### (b) Public works

The rule of law is also fundamental in guaranteeing the quality of public works. In recent years, we have witnessed devastating earthquakes causing buildings to collapse. In many cases, it has been alleged that government officials and contractors have been complicit in constructing buildings dangerously below government-mandated standards in order to pocket the remaining surplus.

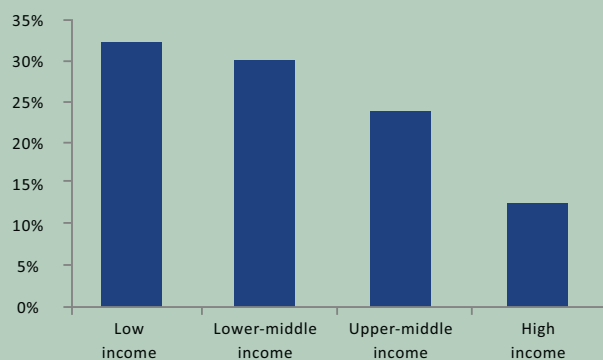
#### (c) Public health

Maintaining the physical health of a society is hugely reliant on its health care delivery systems. Absenteeism, mismanagement, bribes, and informal payments undermine health care delivery and waste already scarce resources. Unfortunately, it is in poor countries where people are more likely to have to pay bribes to obtain medical attention (figure 1). As a result, many people do not receive adequate medical care.

The rule of law affects all of us in our everyday lives. It is not just important to lawyers and judges; it matters to businessmen, builders, consumers, doctors, and journalists. Every sector of society is a stakeholder in the rule of law.

**Figure 1: Corruption in public health services**

Average % of people who had to pay a bribe to obtain public health services (countries grouped by income level)



Source: The WJP Rule of Law Index 2011 database

structures, institutions, and norms that can support and sustain a rule of law culture.

## Defining the rule of law

The design of the Index began with the effort to formulate a set of principles that would constitute a working definition of the rule of law. Having reviewed the extensive literature on the subject, the project team was profoundly conscious of the many challenges such an effort entails. Among other things, it was recognized that for the principles to be broadly accepted, they must be culturally universal, avoiding Western, Anglo-American, or other biases. Thus, the principles were derived to the greatest extent possible from established international standards and norms, and informed by a thorough review of national constitutions and scholarly literature. The principles and the factors derived from them were tested and refined through extensive consultations with experts from around the world to ensure, among other things, their cultural competence.

It also was recognized that any effort to define the rule of law must grapple with the distinction between what scholars call a “thin” or minimalist conception of the rule of law that focuses on formal, procedural rules, and a “thick” conception that includes substantive characteristics, such as self-government and various fundamental rights and freedoms. On one hand, it was felt that if the Index was to have utility and gain wide acceptance, the definition must be broadly applicable to many types of social and political systems, including some which lack many of the features that characterize democratic nations. On the other hand, it was recognized that the rule of law must be more than merely a system of rules—that indeed, a system of positive law that fails to respect core human rights guaranteed under international law is at best “rule *by* law”, and does not deserve to be called a rule of law system. In the words of Arthur Chaskalson, former Chief Justice of South Africa,

[T]he apartheid government, its officers and agents were accountable in accordance with the laws; the laws were clear; publicized, and stable, and were upheld by law enforcement officials and judges. What was missing

was the substantive component of the rule of law. The process by which the laws were made was not fair (only whites, a minority of the population, had the vote). And the laws themselves were not fair. They institutionalized discrimination, vested broad discretionary powers in the executive, and failed to protect fundamental rights. Without a substantive content there would be no answer to the criticism, sometimes voiced, that the rule of law is ‘an empty vessel into which any law could be poured’.

The four “universal principles” that emerged from our deliberations are as follows:

- I. The government and its officials and agents are accountable under the law.
- II. The laws are clear, publicized, stable, and fair, and protect fundamental rights, including the security of persons and property.
- III. The process by which the laws are enacted, administered, and enforced is accessible, fair, and efficient.
- IV. Access to justice is provided by competent, independent, and ethical adjudicators, attorneys or representatives, and judicial officers who are of sufficient number, have adequate resources, and reflect the makeup of the communities they serve.

These principles represent an effort to strike a balance between thinner and thicker conceptions of the rule of law, incorporating both substantive and procedural elements—a decision which was broadly endorsed by the many international experts with whom we have consulted. A few examples may be instructive:

- » The principles address the extent to which a country provides for fair participation in the making of the laws—certainly an essential attribute of self-government. But the principles do not address the further question of whether the laws are enacted by democratically elected representatives.
- » The principles address the extent to which a country protects fundamental human rights. But given the impossibility of assessing adherence to the full panoply of civil, political, economic, social, cultural and environmental rights recognized in the Universal Declaration, the principles

treat a more modest menu of rights, primarily civil and political, that are firmly established under international law and bear the most immediate relationship to rule of law concerns.

- » The principles address access to justice, but chiefly in terms of access to legal representation and access to the courts, rather than in the “thicker” sense in which access to justice is sometimes seen as synonymous with broad legal empowerment of the poor and disfranchised. Access to justice in this more limited sense is a critical cornerstone for the implementation of policies and rights that empower the poor.

In limiting the scope of the principles in this fashion, we do not wish to suggest any disagreement with a more robust and inclusive vision of self-government, fundamental rights, or access to justice, all of which are addressed in other important and influential indices, as well as in various papers developed by WJP scholars. Indeed, it is among the premises of the project as a whole that a healthy rule of law is critical to advancing such goals.

Moreover, the WJP’s conception of the rule of law is not incompatible with the notion that these universal principles may interact with each other in multiple ways. For example, concrete improvements in one dimension of the rule of law may affect societies in more than one way, depending on the prevailing cultural and institutional environments. It is our hope that by providing data on nine independent dimensions of the rule of law, the Index will become a useful tool for academics and other constituencies to further our understanding of these interactions.

## The 2011 WJP Rule of Law Index™

This new version of the Index is composed of nine factors derived from the WJP’s universal principles. These factors are divided into 52 sub-factors which incorporate essential elements of the rule of law.

### Accountable Government (Factors 1 and 2)

The first principle measures government accountability by means of two factors:

- » Factor 1: Limited Government Powers
- » Factor 2: Absence of Corruption

### Limited Government Powers

The first factor measures the extent to which those who govern are subject to law. It comprises the means, both constitutional and institutional, by which the powers of the government and its officials and agents are limited and by which they are held accountable under the law. It also includes non-governmental checks on the government’s power, such as a free and independent press.

This factor is particularly difficult to measure in a standardized manner across countries, since there is no single formula for the proper distribution of powers among organs of the government to ensure that each is held in check. Governmental checks take many forms; they do not operate solely in systems marked by a formal separation of powers, nor are they necessarily codified in law. What is essential is that authority is distributed, whether by formal rules or by convention, in a manner that ensures that no single organ of government has the practical ability to exercise unchecked power.<sup>1</sup>

The factor measures the effective limitation of government powers in the fundamental law; institutional checks on government power by the legislature, the judiciary and independent auditing and review agencies<sup>2</sup>; effective sanctions for misconduct of government officers and agents in all branches of government; non-governmental checks on government power<sup>3</sup>; and whether transfers of power occur in accordance with the law.

### Absence of Corruption

The second factor measures the absence of corruption. The Index considers three forms of

<sup>1</sup> The Index does not address the further question of whether the laws are enacted by democratically elected representatives.

<sup>2</sup> This includes a wide range of institutions, from financial comptrollers and auditing agencies to the diverse array of entities that monitor human rights compliance (e.g. “Human Rights Defender”, “Ombudsman”, “People’s Advocate”, “Defensor del Pueblo”, “Ouvidoria”, “Human Rights Commissioner”, “Öiguskantsler”, “Médiateur de la République”, “Citizen’s Advocate”, “Avocatul Poporului”). In some countries these functions are performed by judges or other state officials; in others, they are carried out by independent agencies.

<sup>3</sup> This includes the media, citizen activism, and civic and political organizations.



## WJP Rule of Law Index™

### Factor 1: Limited Government Powers

- 1.1 Government powers are defined in the fundamental law.
- 1.2 Government powers are effectively limited by the legislature.
- 1.3 Government powers are effectively limited by the judiciary.
- 1.4 Government powers are effectively limited by independent auditing and review.
- 1.5 Government officials are sanctioned for misconduct.
- 1.6 Government powers are effectively limited by non-governmental checks.
- 1.7 Transfers of power occur in accordance with the law.

### Factor 2: Absence of Corruption

- 2.1 Government officials in the executive branch do not use public office for private gain.
- 2.2 Government officials in the judicial branch do not use public office for private gain.
- 2.3 Government officials in the police and the military do not use public office for private gain.
- 2.4 Government officials in the legislature do not use public office for private gain.

### Factor 3: Order and Security

- 3.1 Crime is effectively controlled.
- 3.2 Civil conflict is effectively limited.
- 3.3 People do not resort to violence to redress personal grievances.

### Factor 4: Fundamental Rights

- 4.1 Equal treatment and absence of discrimination are effectively guaranteed.
- 4.2 The right to life and security of the person is effectively guaranteed.
- 4.3 Due process of law and the rights of the accused are effectively guaranteed.
- 4.4 Freedom of opinion and expression is effectively guaranteed.
- 4.5 Freedom of belief and religion is effectively guaranteed.
- 4.6 The right to privacy is effectively guaranteed.
- 4.7 Freedom of assembly and association is effectively guaranteed.
- 4.8 Fundamental labor rights are effectively guaranteed.

### Factor 5: Open Government

- 5.1 The laws are comprehensible to the public.
- 5.2 The laws are publicized and widely accessible.
- 5.3 The laws are stable.
- 5.4 The right of petition and public participation is effectively guaranteed.
- 5.5 Official drafts of laws are available to the public.
- 5.6 Official information is available to the public.

### Factor 6: Effective Regulatory Enforcement

- 6.1 Government regulations are effectively enforced.
- 6.2 Government regulations are applied and enforced without improper influence.
- 6.3 Administrative proceedings are conducted without unreasonable delay.
- 6.4 Due process is respected in administrative proceedings.
- 6.5 The Government does not expropriate property without adequate compensation.

### Factor 7: Access to Civil Justice

- 7.1 People are aware of available remedies.
- 7.2 People can access and afford legal advice and representation.
- 7.3 People can access and afford civil courts.
- 7.4 Civil justice is free of discrimination.
- 7.5 Civil justice is free of corruption.
- 7.6 Civil justice is free of improper government influence.
- 7.7 Civil justice is not subject to unreasonable delays.
- 7.8 Civil justice is effectively enforced.
- 7.9 ADR systems are accessible, impartial, and effective.

### Factor 8: Effective Criminal Justice

- 8.1 Crimes are effectively investigated.
- 8.2 Crimes are effectively and timely adjudicated.
- 8.3 The correctional system is effective in reducing criminal behavior.
- 8.4 The criminal justice system is impartial.
- 8.5 The criminal justice system is free of corruption.
- 8.6 The criminal justice system is free of improper government influence.
- 8.7 The criminal justice system accords the accused due process of law.

### Factor 9: Informal Justice

- 9.1 Informal justice is timely and effective.
- 9.2 Informal justice is impartial and free of improper influence.
- 9.3 Informal justice respects and protects fundamental rights.

corruption: bribery, improper influence by public or private interests, and misappropriation of public funds or other resources.

These three forms of corruption are examined with respect to government officers in the executive branch (including the police and the military), and those in the judiciary and the legislature. Our instruments take into account a wide range of possible situations in which corruption, from petty bribery to kinds of fraud, can occur, including the provision of public services, procurement procedures, and administrative enforcement of environmental, labor, and health and safety regulations, among others.

## Security and Fundamental Rights (Factors 3 and 4)

The second principle encompasses two factors:

- » Factor 3: Order and Security
- » Factor 4: Fundamental Rights

### Order and Security

The third factor measures how well the society assures the security of persons and property. It encompasses three dimensions: absence of crime<sup>4</sup>; absence of civil conflict, including terrorism and armed conflict; and absence of violence as a socially acceptable means to redress personal grievances.

A few variables from third-party sources have been incorporated into this factor in order to measure structural rule of law situations that may not be captured through general population polls or expert opinion. These include, among others, the number of events and deaths resulting from high-casualty terrorist bombings<sup>5</sup>, the number of battle-related deaths, and the number of casualties resulting from one-sided violence.<sup>6</sup> These indicators are proxies for civil conflict (sub-factor 3.2).<sup>7</sup>

<sup>4</sup> This factor focuses on conventional crime, including homicide, kidnapping, burglary, and theft.

<sup>5</sup> Source: Center for Systemic Peace.

<sup>6</sup> Source: Uppsala Conflict Data Program.

<sup>7</sup> Results for sub-factor 3.2 in this report are limited. This is for two reasons. First, because most countries experiencing conflict or high levels of terrorism in 2011 were not included in the sample of 66 countries indexed this year, with the exception of Pakistan and, to a lesser extent, India. Second, because the included proxy variables do not fully capture conflict-related instability in post-conflict countries such as

### Fundamental Rights

The fourth factor measures protection of fundamental human rights. It recognizes that the rule of law must be more than merely a system of rules—that indeed, a system of positive law that fails to respect core human rights guaranteed and established under international law is at best “rule *by* law”, and does not deserve to be called a rule of law system.

Sixty years after its adoption, the Universal Declaration remains the touchstone for determining which rights may be considered fundamental, even as newer rights continue to emerge and gain acceptance. At WJP regional meetings conducted in 2008 and 2009, there was spirited discussion over which rights should be encompassed within the Index. Many urged that the list be confined to civil and political rights, particularly freedom of thought and opinion, which bear an essential relationship to the rule of law itself. Others argued for a broader treatment that would encompass social, economic, and cultural rights.

While the debate may never be fully resolved, it was determined as a practical matter that since there are many other indices that address human rights in all of these dimensions, and as it would be impossible for the Index to assess adherence to the full range of rights, the Index should focus on a relatively modest menu of rights that are firmly established under international law and are most closely related to rule of law concerns. Accordingly, factor 4 covers effective enforcement of laws that ensure equal protection<sup>8</sup>; freedom of thought, religion, and expression; freedom of assembly and association; fundamental labor rights (including the right to collective bargaining, the prohibition of forced and

Colombia or Liberia, or in those experiencing high levels of political violence or terrorism in recent years, such as Kenya, Nigeria, Russia, and Uganda.

<sup>8</sup> The laws can be fair only if they do not make arbitrary or irrational distinctions based on economic or social status—the latter defined to include race, color, ethnic or social origin, caste, nationality, alienage, religion, language, political opinion or affiliation, gender, marital status, sexual orientation or gender identity, age, and disability. It must be acknowledged that for some societies, including some traditional societies, certain of these categories may be problematic. In addition, there may be differences both within and among such societies as to whether a given distinction is arbitrary or irrational. Despite these difficulties, it was determined that only an inclusive list would accord full respect to the principles of equality and non-discrimination embodied in the Universal Declaration and emerging norms of international law.

child labor, and the elimination of discrimination)<sup>9</sup>; the rights to privacy and religion; the right to life and security of the person<sup>10</sup>; and due process of law and the rights of the accused.<sup>11</sup>

## Open Government and Regulatory Enforcement (Factors 5 and 6)

The third principle includes two factors:

- » Factor 5: Open Government
- » Factor 6: Regulatory Enforcement

Factors 5 and 6 concern the extent to which the process by which the laws are enacted, administered, and enforced is accessible, fair, and efficient.

Factor 5 measures open government, which includes at its core the opportunity to know what the law is and what conduct is permitted and prohibited. This requires that the law be comprehensible and its meaning sufficiently clear, publicized, and explained to the general public in plain language, for them to be able to abide by it. This is one of the most basic preconditions for achieving and maintaining a rule of law society capable of guaranteeing public order, personal security, and fundamental rights.

Open government also encompasses the opportunity to participate in the process by which the laws are made and administered. Among the indicia of participation are: whether people have the right to petition the government; whether proceedings are held with timely notice and are open to the public; and whether drafts of legislation, records of legislative and administrative proceedings, and other kinds of official information are available to the public.

Factor 6 concerns the fair and effective enforcement of administrative regulations. The Index does not

<sup>9</sup> Sub-factor 4.8 includes the four fundamental principles recognized by the ILO Declaration on Fundamental Principles and Rights at Work of 1998: (1) the freedom of association and the effective recognition of the right to collective bargaining; (2) the elimination of all forms of forced or compulsory labor; (3) the effective abolition of child labor; and (4) the elimination of discrimination in respect of employment and occupation.

<sup>10</sup> Sub-factor 4.2 concerns police brutality and other abuses—including arbitrary detention, torture and extrajudicial execution—perpetrated by agents of the state against criminal suspects, political dissidents, members of the media, and ordinary people.

<sup>11</sup> This includes the presumption of innocence, illegal detention, abusive treatment of suspects and detainees, access to legal counsel and translators, opportunity to challenge evidence, and prisoners' rights.

measure the presence or absence of particular forms of regulation or examine how much regulation of a particular activity is appropriate. Rather, it seeks to assess how well regulations are implemented and enforced. This includes the absence of improper influence by public officials or private interests; adherence to administrative procedures that are fair, consistent, and predictable; and freedom from government taking of private property without adequate compensation.

## Access to Justice (Factors 7, 8, and 9)

The fourth and final principle measures access to justice by means of three factors:

- » Factor 7: Access to Civil Justice
- » Factor 8: Effective Criminal Justice
- » Factor 9: Informal Justice

These factors measure whether ordinary people can peacefully and effectively resolve their grievances in accordance with generally accepted social norms, rather than resorting to violence or self-help.

Access to civil justice requires that the system be affordable, effective, impartial, and culturally competent. Effective criminal justice systems are capable of investigating and adjudicating criminal offences impartially and effectively, while ensuring that the rights of suspects and victims are protected.

Impartiality includes absence of arbitrary or irrational distinctions based on social or economic status, and other forms of bias, as well as decisions that are free of improper influence by public officials or private interests.

Accessibility includes general awareness of available remedies; availability and affordability of legal advice and representation; and absence of excessive or unreasonable fees, procedural hurdles, and other barriers to access to formal dispute resolution systems. Access to justice also requires fair and effective enforcement.

Finally, factor 9 concerns the role played in many countries by “informal” systems of law – including traditional, tribal, and religious courts, as well as community based systems – in resolving disputes.

These systems often play a large role in cultures in which formal legal institutions fail to provide effective remedies for large segments of the population.<sup>12</sup>

## Measuring the rule of law

The WJP Rule of Law Index is a first attempt to quantify systematically and comprehensively a set of rule of law outcomes by linking the conceptual definitions to concrete questions. These questions are then administered to a representative sample of the general public, and to local experts, and then are analyzed and cross-checked pursuant to a rigorous triangulation methodology. The outcome of this exercise is one of the world's most comprehensive data sets regarding adherence to the rule of law in practice.

## Approach

The *WJP Rule of Law Index™* 2011 measures outcomes rather than inputs. More specifically, our aim is to provide a picture of where countries stand with regard to a number of widely accepted outcomes that rule of law societies seek to achieve, as opposed to measuring the institutional means, such as the legal and regulatory frameworks, by which a given society may seek to attain them. Some examples of outcomes measured by the Index include respect for fundamental rights, absence of corruption, and access to justice. Examples of inputs might include the number of courts, the number of police officers, and the judicial budget.

## Data

The WJP's Rule of Law Index™ methodology utilizes two main sources of new data: (i) a general population poll (GPP), designed by The World Justice Project and conducted by leading local polling companies using a representative sample of 1,000 respondents in three cities per country; and (ii) a qualified respondents' questionnaire (QRQ)

<sup>12</sup> Significant effort has been devoted during the last two years to collecting data on informal justice in a dozen countries. Nonetheless, the complexities of these systems and the difficulties of measuring their fairness and effectiveness in a manner that is both systematic and comparable across countries, make assessments extraordinarily challenging. A preliminary overview of informal justice will be included in the *WJP Rule of Law Index* 2012.

### Box 2: The WJP Rule of Law Index™ methodology in a nutshell

The production of the WJP Rule of Law Index™ may be summarized in ten steps:

1. The WJP developed the conceptual framework summarized in the Index's nine factors and 52 sub-factors, in consultation with academics, practitioners, and community leaders from around the world.
2. The Index team developed a set of five questionnaires based on the Index's conceptual framework, to be administered to experts and the general public. Questionnaires were translated into several languages and adapted to reflect commonly used terms and expressions. These instruments were piloted in six countries in 2008.
3. The team identified, on average, more than 300 potential local experts per country to respond to the qualified respondents' questionnaires, and engaged the services of leading local polling companies.
4. Polling companies conducted pre-test pilot surveys of the general public in consultation with the Index team, and launched the final survey.
5. The team sent the questionnaires to local experts and engaged in continual interaction with them.
6. The Index team collected and mapped the data onto the 52 sub-factors.
7. The Index team constructed the final scores using a five-step process:
  - a. Codified the questionnaire items as numeric values.
  - b. Produced raw country scores by aggregating the responses from several individuals (experts or general public).
  - c. Normalized the raw scores.
  - d. Aggregated the normalized scores into sub-factors and factors using simple averages.
  - e. Produced the final rankings using the normalized scores.
8. The data were subject to a series of tests to identify possible biases and errors. For example, the Index team cross-checked all sub-factors against more than 60 third-party sources, including quantitative data and qualitative assessments drawn from local and international organizations.
9. A sensitivity analysis was conducted by the Econometrics and Applied Statistics Unit of the European Commission's Joint Research Centre, in collaboration with the Index team, to assess the statistical reliability of the results.
10. Finally, the data were organized into country reports, tables, and figures to facilitate their presentation and interpretation.

consisting of closed ended questions completed by in-country practitioners and academics with expertise in civil and commercial law, criminal justice, labor law, and public health.

### Box 3: Law in practice vs. law on books

In order to evaluate the rule of law in a given country, it is important to have an understanding of the country's laws and institutions. However, this is not enough. It is necessary to look not only at the laws as written (*de jure*) but at how they are actually implemented in practice and experienced by those who are subject to them (*de facto*). Unlike other indices, the WJP's *Rule of Law Index* methodology focuses entirely on adherence to the rule of law in practice.

The QRQ is administered on a yearly basis in each surveyed country, and the GPP is carried out every three years. In addition, some variables from third-party sources have been incorporated into this version of the Index, to capture certain structural rule of law situations such as terrorist bombings and battle-related deaths that may not be captured through general population polls or expert opinion. Finally, existing domestic and international data sources and legal resources is used to cross-check the findings.

The Index comprises more than 400 different variables, organized into nine factors and 52 sub-factors. These variables are aggregated and compiled into numerical scores.

To date, over 2,000 experts from 66 nations and jurisdictions have contributed their knowledge and expertise to the Index.

In addition, over 66,000 individuals from these countries have participated in the general population poll. The countries indexed in this volume are presented in Table 1. Data presented in this volume was collected and analyzed in the second quarter of 2011, with the exception of general population data for the initial 35 countries, which was collected during the fall of 2009. A detailed description of the process by which data is collected and the rule of law is measured is provided in the final section of this report, and in Botero and Ponce (2011).

## Using the WJP Rule of Law Index™

The WJP Rule of Law Index™ is intended for multiple audiences. It is designed to offer a reliable and independent data source for policy makers, businesses, nongovernmental organizations, and other constituencies to:

- » Assess a nation's adherence to the rule of law in practice, as perceived and experienced by the average person;
- » Identify a nation's strengths and weaknesses in comparison to similarly situated countries; and
- » Track changes over time.

While other indices touch on various aspects of the rule of law, the WJP Rule of Law Index has new features that set it apart:

- » **Comprehensiveness.** While existing indices cover aspects of the rule of law, they do not yield a full picture of rule of law compliance.
- » **New data.** The Index findings are based almost entirely on new data collected by the WJP from independent sources. This contrasts with indices based on data aggregated from third-party sources, or on sources that are self-reported by governments or other interested parties.
- » **Rule of law in practice.** The Index measures adherence to the rule of law by looking not to the laws as written but to how they are actually applied.
- » **Anchored in actual experiences.** The Index combines expert opinion with rigorous polling of the general public to ensure that the findings reflect the conditions experienced by the population, including marginalized sectors of society.
- » **Action oriented.** Findings are presented in disaggregated form, identifying areas of strength and weakness across the nine rule of law dimensions examined in each country.

These features make the Index a powerful tool that can inform policy debates in and across countries. However, the Index's findings must be interpreted in light of certain inherent limitations.

1. The WJP Rule of Law Index does not provide specific recipes or identify priorities for reform.

2. The Index data is not intended to establish causation or to ascertain the complex relationship among different rule of law dimensions in various countries.
3. The Index's rankings and scores are the product of a very rigorous data collection and aggregation methodology. Nonetheless, as with all measures, they are subject to measurement error.<sup>13</sup>
4. Indices and indicators are subject to potential abuse and misinterpretation. Once released to the public, they can take on a life of their own and be used for purposes unanticipated by their creators. If data is taken out of context, it can lead to unintended or erroneous policy decisions.
5. Rule of law concepts measured by the Index may have different meanings across countries. Users are encouraged to consult the specific definitions of the variables employed in the construction of the Index, which are discussed in greater detail in Botero and Ponce (2011).
6. The Index is generally intended to be used in combination with other instruments, both quantitative and qualitative. Just as in the areas of health or economics no single index conveys a full picture of a country's situation, policymaking in the area of rule of law requires careful consideration of all relevant dimensions—which may vary from country to country—and a combination of sources, instruments and methods. The Index does not provide a full diagnosis or dictate concrete priorities for action.
7. Pursuant to the sensitivity analysis of the Index data conducted in collaboration with the Econometrics and Applied Statistics Unit of the European Commission's Joint Research Centre, confidence intervals have been calculated for all figures included in the *WJP Rule of Law Index 2011*. These confidence intervals and other relevant considerations regarding measurement error are reported in Saisana and Saltelli (2010) and Botero and Ponce (2011).

**Table 1: Countries Indexed in 2011**

Country	Region	Income Level
Albania	Eastern Europe & Central Asia	Upper middle income
Argentina	Latin America & Caribbean	Upper middle income
Australia	East Asia & Pacific	High income
Austria	Western Europe & North America	High income
Bangladesh	South Asia	Low income
Belgium	Western Europe & North America	High income
Bolivia	Latin America & Caribbean	Lower middle income
Brazil	Latin America & Caribbean	Upper middle income
Bulgaria	Eastern Europe & Central Asia	Upper middle income
Cambodia	East Asia & Pacific	Low income
Cameroon	Sub-Saharan Africa	Lower middle income
Canada	Western Europe & North America	High income
Chile	Latin America & Caribbean	Upper middle income
China	East Asia & Pacific	Lower middle income
Colombia	Latin America & Caribbean	Upper middle income
Croatia	Eastern Europe & Central Asia	High income
Czech Republic	Eastern Europe & Central Asia	High income
Dominican Republic	Latin America & Caribbean	Upper middle income
El Salvador	Latin America & Caribbean	Lower middle income
Estonia	Eastern Europe & Central Asia	High income
Ethiopia	Sub-Saharan Africa	Low income
France	Western Europe & North America	High income
Germany	Western Europe & North America	High income
Ghana	Sub-Saharan Africa	Low income
Guatemala	Latin America & Caribbean	Lower middle income
Hong Kong SAR, China	East Asia & Pacific	High income
India	South Asia	Lower middle income
Indonesia	East Asia & Pacific	Lower middle income
Iran	Middle East & North Africa	Upper middle income
Italy	Western Europe & North America	High income
Jamaica	Latin America & Caribbean	Upper middle income
Japan	East Asia & Pacific	High income
Jordan	Middle East & North Africa	Lower middle income
Kazakhstan	Eastern Europe & Central Asia	Upper middle income
Kenya	Sub-Saharan Africa	Low income
Kyrgyzstan	Eastern Europe & Central Asia	Low income
Lebanon	Middle East & North Africa	Upper middle income
Liberia	Sub-Saharan Africa	Low income
Malaysia	East Asia & Pacific	Upper middle income
Mexico	Latin America & Caribbean	Upper middle income
Morocco	Middle East & North Africa	Lower middle income
Netherlands	Western Europe & North America	High income
New Zealand	East Asia & Pacific	High income
Nigeria	Sub-Saharan Africa	Lower middle income
Norway	Western Europe & North America	High income
Pakistan	South Asia	Lower middle income
Peru	Latin America & Caribbean	Upper middle income
Philippines	East Asia & Pacific	Lower middle income
Poland	Eastern Europe & Central Asia	High income
Romania	Eastern Europe & Central Asia	Upper middle income
Russia	Eastern Europe & Central Asia	Upper middle income
Senegal	Sub-Saharan Africa	Lower middle income
Singapore	East Asia & Pacific	High income
South Africa	Sub-Saharan Africa	Upper middle income
South Korea	East Asia & Pacific	High income
Spain	Western Europe & North America	High income
Sweden	Western Europe & North America	High income
Thailand	East Asia & Pacific	Lower middle income
Turkey	Eastern Europe & Central Asia	Upper middle income
United Arab Emirates	Middle East & North Africa	High income
Uganda	Sub-Saharan Africa	Low income
Ukraine	Eastern Europe & Central Asia	Lower middle income
United Kingdom	Western Europe & North America	High income
United States	Western Europe & North America	High income
Venezuela	Latin America & Caribbean	Upper middle income
Vietnam	East Asia & Pacific	Lower middle income

Source: The World Bank

<sup>13</sup> Users of the Index for policy debate who wish to have a sound understanding of its methodology are encouraged to review the following papers:

a. Botero, J and Ponce, A. (2011) "Measuring the Rule of Law". WJP Working Paper No. 1, available online at: [www.worldjusticeproject.org](http://www.worldjusticeproject.org)

b. Saisana, M and Saltelli, A. (2010) "Statistical Audit of the WJP Rule of Law Index", available online at: [www.worldjusticeproject.org](http://www.worldjusticeproject.org)

## Complementarity with other WJP initiatives

The Index's development is highly integrated with other dimensions of the WJP.

- » The Index findings for a growing number of countries will be presented and discussed in detail at successive World Justice Forums and WJP regional conferences.
- » Many of the issues identified by the Index in various countries will become fertile areas for the design of rule of law programs by Forum participants.
- » The results of various WJP programs will be presented at each World Justice Forum, enabling a more detailed discussion of concrete issues covered by the Index.
- » Detailed discussions of Index findings at successive World Justice Forums and regional outreach meetings will generate useful information for further refinement of the Index methodology and measurement, as well as an opportunity to disseminate the results of both the Index and WJP programs.
- » WJP scholars will provide conceptual and methodological advice for the improvement and expansion of the Index, and the Index's findings and data will be made available to researchers around the world.

## Next steps

This volume presents the results and lessons learned during the WJP's implementation of the Index in 66 countries in 2011. The Index remains a work in progress, with the next steps including:

- » Expanded coverage to include a total of 100 countries by 2012.
- » Publication of topic-specific reports and other comparative materials.







# Part II: The Rule of Law Around the World

Juan Carlos Botero, Joel Martinez, Alejandro Ponce, and Christine S. Pratt  
*The World Justice Project*<sup>1</sup>

---

<sup>1</sup> Country assessments are the responsibility of the authors and do not necessarily reflect the official views of the World Justice Project, or its Officers, Directors, and Honorary Chairs.



## Regional Highlights

The following section provides an overview of regional trends revealed by the *WJP Rule of Law Index™* 2011 report, which covers 66 countries. This section also presents highlights for a number of countries in each of seven regions: Western Europe and North America, Latin America and the Caribbean, East Asia and Pacific, South Asia, Eastern Europe and Central Asia, Middle East and North Africa, and Sub-Saharan Africa. Adherence to the rule of law varies widely around the world and appears to be positively correlated with per capita income. The average rankings for each region are shown in Table 2. The detailed rankings are shown in the data tables at the end of the report. Additional scores and rankings are available in Botero and Ponce [2011].

### Western Europe and North America

Countries in Western Europe and North America tend to outperform most other countries in all dimensions. These countries are characterized by relatively low levels of corruption, open and accountable governments, and effective criminal justice systems. The greatest weakness in Western Europe and North America appears to be related to the accessibility of the civil justice system, especially for marginalized segments of the population. In the area of access to legal counsel, for instance, Austria, Canada, the United States, and Norway rank 26<sup>th</sup>, 22<sup>nd</sup>, 21<sup>st</sup>, and 20<sup>th</sup>, respectively. These are areas that require attention from both policy makers and civil society to ensure that all people are able to benefit from the civil justice system. While protection of fundamental rights in this region is the highest in the world, police discrimination against foreigners and ethnic minorities remains an issue in need of attention in most countries. In most dimensions, countries in Western Europe obtain higher scores than the United States.

The Nordic countries rank at the top in most dimensions of the rule of law. **Sweden** ranks first in three of eight areas -fundamental rights, open government, and regulatory enforcement- and is located in the top five in seven of the eight categories. Sweden's administrative agencies and courts are rated among the most effective and transparent in the world, and generally observe fundamental rights. **Norway** also ranks first in three areas -government accountability, access to civil justice, and effective criminal justice- and it places no lower than fifth in all but one of the rule of law indicators. Norway's public institutions are very strong. Access to justice is generally guaranteed to citizens in both countries, although access to affordable legal counsel remains limited, particularly for disadvantaged groups. Police discrimination against foreigners and ethnic minorities is perceived to be a problem in both countries.

The **Netherlands** ranks among the top three in two categories -open government and access to civil justice- and performs very well in most of the other six dimensions measured by the Index. The overall regulatory environment is transparent and efficient. The country's courts are accessible and free of improper influence, with criminal courts displaying an outstanding respect for due process of law, where they rank first in the world.

**Germany** is one of the world's leaders in many dimensions of the rule of law. Government accountability is strong (ranking 5<sup>th</sup> out of 66 countries) and corruption is minimal (ranking 12<sup>th</sup>). The country's civil justice system ranks 2<sup>nd</sup> out of all countries, which is characterized by the affordability

of attorneys, accessibility and efficiency of courts, and lack of undue influence. Police discrimination against foreigners, however, is perceived to occur.

**Austria** ranks among the top ten in seven dimensions of the rule of law. The country is ranked fourth out of the ten Western European countries covered by the Index in the following dimensions: absence of corruption, order and security, respect for fundamental rights, and effectiveness of the criminal justice system. Although the country is very open, people in Austria face more difficulties in accessing official documentation than do individuals in most developed nations, including the United States, Germany, and France. In addition, police discrimination against foreigners is perceived to be significant.

The **United Kingdom** is among the top five countries in the world in the areas of open government and effective regulatory enforcement, ranking fourth and fifth, respectively. It scores well on government accountability (ranking seventh), and corruption is minimal. While the court system is independent and free of undue influence, it is not as accessible and affordable as others in the region. The correctional system underperforms its income-group and regional peers.

**France** performs well in all eight dimensions of the rule of law. The country's notable strengths include absence of corruption and an independent, accessible, and affordable civil justice system. Nonetheless, judicial delays are a weakness in both civil and criminal justice, where cases can take years to resolve. France also obtains high marks

**Table 2: Average rankings by region**

Factor	Sub-Saharan Africa	East Asia & Pacific	Eastern Europe & Central Asia	Western Europe & North America	Latin America & Caribbean	Middle East & North Africa	South Asia
1. Limited Government Powers	51	30	50	10	38	38	47
2. Absence of Corruption	52	25	40	13	43	37	58
3. Order and Security	54	21	29	14	54	37	65
4. Fundamental Rights	52	32	34	11	35	57	48
5. Open Government	60	26	40	11	36	41	54
6. Regulatory Enforcement	53	31	40	13	38	25	58
7. Access to Civil Justice	43	41	34	10	38	28	62
8. Effective Criminal Justice	46	24	38	12	50	38	40

Source: WJP Rule of Law Index 2011 database

in the areas of effective regulatory enforcement and protection of fundamental rights, even though police discrimination against ethnic and religious minorities is perceived to be a problem.

**Belgium** obtains high marks in all eight categories. Belgium stands out for its high scores in government accountability and protection of fundamental rights, even though police discrimination against foreigners is perceived to be significant. The judicial system is independent, accessible, and affordable, which contrasts with the relatively poor performance of other high-income countries. However, judicial delays in civil cases are a source of concern. In the areas of effective criminal justice and regulatory enforcement, Belgium lags behind most regional and income-group peers.

**Spain** obtains high marks in guaranteeing fundamental rights, particularly in protecting labor rights and preventing interference in its citizens' privacy, as well as in the areas of government accountability, absence of corruption, access to legal counsel, and respect for due process of law. However, Spain lags behind its regional and income-group peers in providing mechanisms for public participation - including the right to petition public authorities - and in effectively enforcing government regulations (ranking 21<sup>st</sup>). Judicial delays, ineffective enforcement of civil justice, and police discrimination are also areas in need of attention.

**Italy** is the weakest performer in the Western Europe and North America region countries measured by the Index, although there are significant variations across the three cities polled (Rome, Milan, and Naples). Out of 12 countries covered in the region, Italy ranks 12<sup>th</sup> in seven of the eight rule of law dimensions. Corruption within the judiciary and impunity of government officials - where the country ranks 22<sup>nd</sup> and 23<sup>rd</sup>, respectively - both constitute significant institutional weaknesses. Italy ranks last among high-income countries in the areas of open government, order and security, and access to civil justice. Lack of government accountability, delays in administrative and judicial decisions, police discrimination against foreigners, and deficient legal security, are also sources of concern. On the other hand, Italy earns high marks in the areas of judicial

independence and protection of fundamental rights.

The **United States** obtains high marks in most dimensions of the rule of law. The country stands out for its well-functioning system of checks and balances and for its good results in guaranteeing civil liberties among its people, including the rights of association, opinion and expression, religion, and petition. The civil justice system is independent and free of undue influence, but it remains inaccessible to disadvantaged groups (ranking 21<sup>st</sup>). Legal assistance is expensive or unavailable (ranking 52<sup>nd</sup>), and the gap between rich and poor individuals in terms of both actual use of and satisfaction with the civil courts system remains significant (see box 4). In addition, there is a general perception that ethnic minorities and foreigners receive unequal treatment from the police and the courts.

**Canada** is among the top ten countries in the world in three categories of the rule of law: limited government powers; order and security; and open government. Corruption is minimal and the country generally observes fundamental rights. However, discrimination against immigrants and the poor remains a source of concern (ranking 30<sup>th</sup>). Canada's lowest scores are in the area of access to civil justice — where it ranks 16<sup>th</sup> out of the 23 high income countries indexed this year. This can be partially explained by shortcomings in the affordability of legal advice and representation, and the lengthy duration of civil cases.

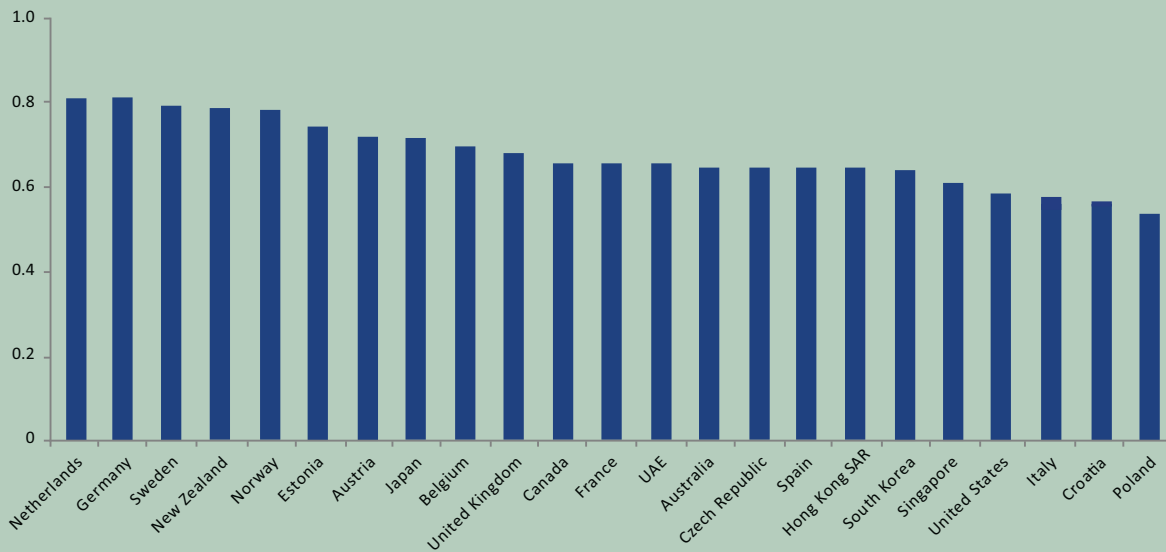
### Box 4: Equal Access to Justice

As understood by the World Justice Project, access to justice refers to the ability of all people to seek and obtain effective remedies through accessible, affordable, impartial, efficient, effective, and culturally competent institutions of justice. Well-functioning dispute resolution systems enable people to protect

in Canada and the United Kingdom, but not in the northern European countries. These variances might be attributable to differences in attorney’s fees, availability of legal services, awareness of available remedies, disempowerment, different institutional settings, or differences related to the organization of the society, to

**Figure 2: Access to civil justice in high-income countries**

Average score of factor 7, where one signifies higher adherence to the rule of law



Source: The WJP Rule of Law Index 2011 database

their rights against infringement by others, including powerful parties and the state.

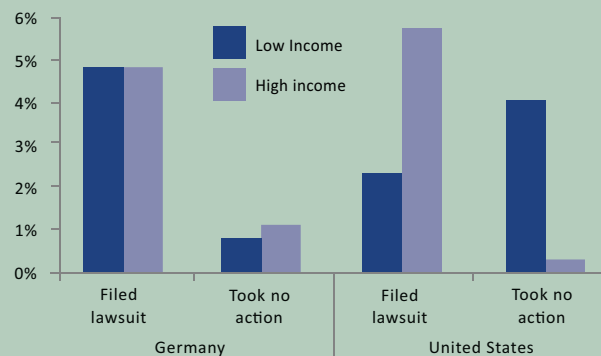
In numerous countries, however, access to justice remains limited for many of people. All around the world, people’s ability to use legal channels to resolve their disputes is often impeded by obstacles such as financial barriers, language problems, complexity of procedures, or simply lack of knowledge, disempowerment, and exclusion. This problem is not restricted to developing countries. In many developed nations, the formal civil justice systems, although independent and free of improper influence, remain largely inaccessible to disadvantaged groups.

The cases of Germany and the United States provide an illustrative example. When facing a common civil dispute (in this case, an unpaid debt), most people in Germany, regardless of their socio-economic status, tend to use formal dispute-resolution channels, while only a few choose to take no action. The situation is quite different in the United States. While high-income Americans behave just like Germans, low-income people act very differently—only a few use the court system (including small-claims courts), while most take no action to resolve their dispute. These behavioral differences between income groups are also present

mention just a few. While the causes of these patterns are subject to debate, few will disagree with the view that more work is needed to ensure that all people are able to benefit from a functioning civil justice system.

**Figure 3: Use of formal dispute mechanisms in Germany and the United States**

% of respondents who filed a lawsuit in court (including small claims court) to resolve a civil dispute vs. % of respondents who took no action to resolve the dispute, grouped by household income level



Source: The WJP Rule of Law Index 2011 database

## Latin America and the Caribbean

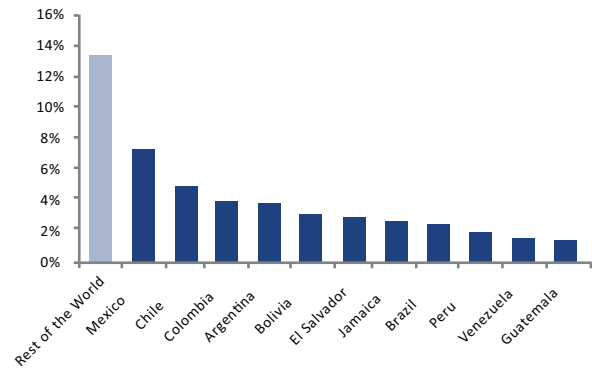
Latin America presents a picture of sharp contrasts. In spite of recent movements towards openness and political freedoms that have positioned many countries at the forefront in protecting basic rights and liberties, the region's public institutions remain fragile. Corruption and a lack of government accountability are still prevalent. Accordingly, the perception of impunity remains widespread. In Argentina and Mexico, for instance, only 15 percent of the people believe that institutions will act effectively in cases of corruption. Furthermore, public institutions in Latin America are not as efficient as those of countries in other regions, and police forces struggle to provide protection from crime or to punish perpetrators of abuses. Nowadays, Latin American countries show the highest crime rates in the world (See figure 4) and the criminal investigation and adjudication systems rank among the worst in the world.

**Chile** leads the region in all dimensions of the rule of law, and is positioned in the top 20 out of all 66 countries in five categories. The government is accountable and courts are transparent and efficient. While Chile's crime rates are relatively high in comparison to other middle-income countries, the criminal justice system is effective and generally adheres to due process. Areas in need of attention include police discrimination against foreigners and ethnic minorities, harsh conditions in correctional facilities, and criminal recidivism.

**Brazil** follows Chile as the second-best performer in the region and positions itself as the country with the highest marks among the BRIC economies. The country enjoys a fair system of checks and balances, although a perceived culture of impunity among government officials raises some cause for concern. Fundamental rights are generally respected, ranking 4<sup>th</sup> among the 19 upper-middle income countries and 3<sup>rd</sup> among the 12 countries in Latin America. Regulatory agencies are perceived as relatively independent, but inefficient. The civil justice system is accessible (ranking 25<sup>th</sup> globally and second in Latin America), although court decisions are difficult to enforce (ranking 54<sup>th</sup>). Brazil's lowest

**Figure 4: Conviction rates in Latin America**

% of perpetrators of burglaries who were captured, prosecuted, and punished



Source: The WJP Rule of Law Index 2011 database

score is in the area of order and security, where it ranks 52<sup>nd</sup> among all indexed countries. Police abuses and harsh conditions of correctional facilities are also problematic.

**Argentina** places low in the rankings in several dimensions. Government accountability is weak, partly because of the poor performance of government agencies in investigating allegations of misconduct, as well as political interference in law enforcement agencies and the judiciary. Regulatory agencies are perceived as ineffective (ranking 57<sup>th</sup> globally, and second to last in the region) and complaints take a long time to get resolved (ranking 60<sup>th</sup> out of 66 countries). Another weakness is the high incidence of crime. According to the general population poll, 18 percent of respondents in Buenos Aires, Cordoba, and Rosario reported having experienced a burglary in the past three years. Out of those incidents, only 4 percent of the perpetrators were punished. On the positive side, the court system, although slow and not fully independent, is accessible. In this regard, people in Argentina have better access to legal counsel in civil disputes than do individuals in some developed countries such as Canada and the United States.

**Peru** scores highly with regard to checks on executive power, as well as in protection of fundamental rights, including freedom of thought and religion and freedom of opinion and expression. Government agencies are transparent, although not as effective as in other middle-income countries. On the other hand, the civil justice system is perceived as slow, expensive, and inaccessible, particularly for

disadvantaged groups. Another weakness is criminal justice—ranking 36<sup>th</sup> out of the 66 countries indexed—which can be explained by corruption and deficiencies in the criminal investigation and adjudication systems.

**Colombia** is a country of sharp contrasts, scoring very high in some dimensions and very low in others. It stands out as one of the most open countries in Latin America, ranking second highest among middle-income countries and 18<sup>th</sup> in the global rankings in the area of open government. People in Colombia enjoy better access to official information and higher degrees of participation in the administration of the laws than individuals in most other countries. Colombia also scores well in other rule of law areas, including effective regulatory enforcement (ranking 2<sup>nd</sup> in Latin America) and in government accountability. The judicial system is independent and free of undue influence, and it is one of the most accessible and affordable in the region. However, it is affected by delays and lack of effectiveness in the investigation and prosecution of crimes. Colombia's worst performance is in the area of order and security (ranking 62<sup>nd</sup> out of 66 countries indexed), which is partly attributed to high crime rates and the presence of powerful criminal organizations. Police abuses, violations of human rights, and poor conditions of correctional facilities are also significant problems. Civil conflict remains a challenge (ranking 59<sup>th</sup>).

**Bolivia** faces challenges in terms of transparency and accountability of public institutions, reflecting a climate characterized by impunity, corruption, and political interference in law enforcement agencies, the legislature, and the judiciary. The judicial system is inefficient and affected by corruption. Concerns also remain about discrimination and restrictions in the freedom of opinion and expression (both ranking 11<sup>th</sup> out of 12 in the region). Property rights are weak, and police abuses remain a significant problem. On the other hand, Bolivia obtains high marks in the areas of open government (ranking 5<sup>th</sup> among income-group peers), and affordability of legal services.

**Venezuela** ranks relatively well in terms of religious freedom (ranking 15<sup>th</sup>), accessibility of the civil courts (ranking 21<sup>st</sup>), and protection of labor rights

(ranking 27<sup>th</sup>). However, it is the worst performer in the world in accountability and effective checks on executive power. Corruption appears to be widespread (ranking 54<sup>th</sup>), crime and violence are common (ranking 64<sup>th</sup>), government institutions are non-transparent, and the criminal justice system is ineffective and subject to political influence (ranking 66<sup>th</sup>). The country also displays serious flaws in guaranteeing respect for fundamental rights, in particular, freedom of opinion and expression, and the right to privacy. On the other hand, while the property rights of companies are generally weak, the property rights of ordinary people appear to receive significantly better protection.

El Salvador and Guatemala fall into the middle of the global rankings in most categories, with El Salvador generally outperforming Guatemala. The area of effective regulatory enforcement is one of **El Salvador's** strengths (ranking 2<sup>nd</sup> among lower-middle income countries and 28<sup>th</sup> globally). The country's worst performances are in the areas of criminal justice (ranking 54<sup>th</sup> globally), and open government (ranking 10<sup>th</sup> in the region). Civil courts are generally accessible, but slow, and corruption in the judicial system is a serious cause for concern. Police abuses and harsh conditions of correctional facilities are also significant problems.

**Guatemala** also presents weaknesses in access to justice, which could be attributed to, among other factors, lack of information, language barriers for disadvantaged groups, lengthy processes, and corruption. Labor rights are weak, and crime is a very serious problem (ranking 63<sup>rd</sup> out of 66 countries). While government accountability is weak (ranking 52<sup>nd</sup> globally), Guatemala performs well on freedom of religion and effective protection of the right to petition the government when compared with its income-group peers.

**Mexico's** performance is mixed. The country possesses a long constitutional tradition, strong protections for free speech and freedom of religion, and an independent judiciary. Mexico also performs relatively well on measures of openness (ranking 27<sup>th</sup> globally, and 4<sup>th</sup> within the region), as well as on effectiveness of its administrative and regulatory agencies (ranking 35<sup>th</sup>). On the other hand, corruption is a serious problem in all branches of



government (ranking 53<sup>rd</sup>), and Mexico's police forces continue to struggle to guarantee the security of its citizens against crime and violence (ranking 55<sup>th</sup>). The criminal justice system is deficient — ranking 63<sup>rd</sup> out of 66 countries indexed— mainly because of weaknesses in the criminal investigation and adjudication systems, prevalent discrimination against vulnerable groups, corruption among judges and law enforcement officials, and serious violations of the due process of law and rights of the accused, where it ranks 64<sup>th</sup>. Failures to prosecute government officials who commit violations and corrupt acts also remain a cause of concern in the country (ranking 59<sup>th</sup>).

Jamaica and the Dominican Republic occupy mid-range positions in most areas within the regional rankings. **Jamaica** performs strongly in guaranteeing freedom of religion and freedom of privacy, although police abuses and harsh conditions in correctional facilities remain a source of concern. The judicial system is independent and relatively free of corruption, but it is also slow and ineffective. The country's main weaknesses lie in the areas of security and open government, wherein the country ranks last among lower-middle income countries. Vigilante justice and organized crime are areas in need of attention.

**Dominican Republic** enjoys a relatively efficient civil court system. According to the general population poll, 64 percent of people who went to court for a debt collection had the conflict resolved in less than a year. This figure is much higher than the average figure for Argentina (24%), Mexico (37%), and even Spain (30%), where processes take longer. However, accessibility of legal aid and government interference with the judiciary are areas that still require attention. Crime and vigilante justice, lack of accountability for misconduct of government officers, corruption of the security forces, and violations of human rights, are also among the Dominican Republic's weaknesses.

## East Asia and Pacific

The East Asia and Pacific region displays a heterogeneous picture. Wealthier countries such

as Japan, Australia, New Zealand, Singapore, and South Korea, and the jurisdiction of Hong Kong SAR, score high in most dimensions. In contrast, Indonesia, Vietnam, Malaysia, the Philippines, and Thailand generally rank significantly lower than the wealthier countries in the region; however, they perform relatively well in comparison to countries from other regions of the world with similar income levels.

**New Zealand** stands out as the best performer in the region. The country ranks first in absence of corruption and is positioned in the top five in the world in seven of the eight categories of the Index. Government agencies and courts in the country are efficient, transparent, and free of corruption. Fundamental rights are strongly protected. The judicial system is accessible, independent, free of corruption and effective. However, it is also perceived to be slow relative to other high income countries, ranking 18<sup>th</sup> in this area.

**Australia** ranks among the top ten globally in six of the eight categories measured by the Index. The civil courts are efficient and independent, although access to translators and affordable legal counsel remains limited, particularly for disadvantaged groups. In this area, Australia scores lower than almost all high-income countries. Another area of concern is discrimination. While the country ranks among the best in the world in protecting most fundamental rights, it lags behind in guaranteeing equal treatment and non-discrimination, especially for immigrants and ethnic minorities. In this area, Australia ranks last among all high-income countries and ranks 40<sup>th</sup> globally.

**Japan** is one of the highest-ranking countries in the East Asia and Pacific region. The country's institutions and courts rank among the best in the world. Japan places 2<sup>nd</sup> in the region and 4<sup>th</sup> globally for the effectiveness and transparency of its regulatory agencies. Security is high (ranking 4<sup>th</sup> in the world) and the criminal justice system is effective (ranking 11<sup>th</sup>), although concerns remain regarding due process violations. Japan's lowest score is in the area of accessibility and affordability of civil procedures, mainly because of high litigation costs. The high costs imposed by courts and lawyers, for instance, place Japan 44<sup>th</sup> out of 66 countries

in terms of accessibility and affordability of civil procedures.

**South Korea** shows a strong and fairly even picture across most of the areas measured by the Index. Administrative agencies are transparent, free of corruption, and relatively effective. Nonetheless, the country exhibits weaknesses in the area of government accountability —ranking second to last among high-income countries and 30<sup>th</sup> out of the 66 countries indexed. This low mark partly reflects political interference within the legislature and the judiciary, as well as deficient checks on the government’s power. While fundamental rights are strongly protected, South Korea also lags behind other advanced countries in guaranteeing freedom of association and freedom of expression, ranking 28<sup>th</sup> and 38<sup>th</sup> respectively.

**Singapore** features prominently among the indexed countries in providing security to its citizens (ranking 2<sup>nd</sup>), and places in the top 10 in two other categories. The public administration of the country is effective and corruption is minimal (ranking 3<sup>rd</sup>). The criminal justice system is among the most effective in the world (ranking 5<sup>th</sup>). Notwithstanding the country’s outstanding performance in most categories, there are substantial limitations on freedom of speech and freedom of assembly, with Singapore in 50<sup>th</sup> and 61<sup>st</sup> place, respectively, out of all 66 countries.

**Hong Kong SAR, China** features in the top five in three categories. The country places 1<sup>st</sup> in guaranteeing order and security and 2<sup>nd</sup> for the effectiveness of its criminal justice system. Administrative agencies and courts are efficient and free of corruption, although not entirely free of

government interference. In spite of these features, the country still lags behind others in the region in guaranteeing fundamental rights and freedoms to its people (ranking 21<sup>st</sup>).

**China** does well among lower-middle income countries in most categories, and is the second-best performer among the BRIC economies. China has seen major improvements in the quality, effectiveness, and accountability of its legal institutions. Security is high (ranking 23<sup>rd</sup>), and the criminal justice system ranks 2<sup>nd</sup> among its income peers. Enforcement of regulations is relatively ineffective (ranking 37<sup>th</sup> globally and 6<sup>th</sup> among lower-middle income countries). The civil court system is relatively accessible and speedy, but judicial independence remains an area where more progress is needed. Indicators of fundamental rights are weak, including labor rights (ranking 61<sup>st</sup> out of 66), freedom of assembly (ranking 66<sup>th</sup>), and freedom of speech (ranking 66<sup>th</sup>).

**Indonesia** is in the top half of the rankings among lower-middle income countries in most dimensions. Compared with other countries in the region, the country’s main strengths are in the areas of freedom of opinion (ranking 23<sup>rd</sup> globally), and open government (ranking 29<sup>th</sup> in the world and 3<sup>rd</sup> among income-group peers). Indonesians experience barriers to access official information, yet they enjoy higher degrees of participation in the administration of the laws than individuals in other East Asia and Pacific region countries. Indonesia faces challenges in the functioning of government agencies and courts. Corruption in Indonesia is pervasive, ranking second to last in the region and 47<sup>th</sup> globally. The courts are perceived to be independent of government control, but affected by

**Table 3: Rule of law in Brazil, China, India, and Russia**

Country	Factor 1: Limited Government Powers	Factor 2: Absence of Corruption	Factor 3: Order and Security	Factor 4: Fundamental Rights	Factor 5: Open Government	Factor 6: Regulatory Enforcement	Factor 7: Access to Civil Justice	Factor 8: Effective Criminal Justice
Brazil	25	24	52	25	30	27	26	43
China	39	30	23	64	26	37	45	25
India	24	51	65	37	25	50	48	35
Russia	55	39	36	46	52	52	40	23

*Source: WJP Rule of Law Index 2011 database*

powerful private interests and corruption. The civil justice system remains underdeveloped (ranking 41<sup>st</sup>), attributable in part to the lack of affordable legal services, deficient enforcement mechanisms, and the lengthy duration of cases. Police abuses and harsh conditions in correctional facilities are also significant problems.

Compared with other lower middle-income countries, **Thailand** performs relatively well, obtaining high marks on absence of crime (ranking 20<sup>th</sup> globally), and effectiveness of the criminal justice system (ranking 24<sup>th</sup>). However, some areas require further attention. Civil conflict and political violence remain significant problems (ranking 64<sup>th</sup>). Corruption is a challenge, particularly within the police. The Thai civil justice system is characterized by government influence and lengthy duration of cases. Access to official information is limited (ranking 62<sup>nd</sup>).

As with many other countries in the region, **Malaysia** presents a contrasting view. Compared with other upper-middle income countries, Malaysia's government is relatively accountable, although corruption, political interference, and impunity still exist. The efficiency and transparency of government agencies can still improve, and efforts should also be made in the area of access to justice (ranking 44<sup>th</sup> globally, and 14<sup>th</sup> in the upper-middle income group). The country is safe, ranking 1<sup>st</sup> among 19 income peers and on a par with countries such as France and Belgium. However, abuses by the police still occur. Of particular concern is the situation posed by violations of fundamental rights, where Malaysia ranks 59<sup>th</sup> out of 66 countries.

The **Philippines** performs well relative to lower-middle income countries on most dimensions, although it still requires further efforts in many areas. The country stands out for having reasonably effective checks and balances on the government's power (ranking 3<sup>rd</sup> out of 16 income-group peers), including a vibrant civil society, a free media, and an independent judiciary. The Philippines also outperforms most lower-middle income countries in the area of effective regulatory enforcement, ranking 4<sup>th</sup> out of 16 countries. Nonetheless, civil conflict and political violence remain significant challenges (ranking 56<sup>th</sup>). Of particular concern

are shortcomings in the field of fundamental rights (ranking 40<sup>th</sup>), particularly in regard to violations against the right to life and security of the person (ranking 57<sup>th</sup>); police abuses; due process violations; and harsh conditions in correctional facilities; as well as deficiencies in the electoral process. The civil court system also obtains poor scores (ranking 12<sup>th</sup> out of 13 in the region and 56<sup>th</sup> globally), attributable to deficient enforcement mechanisms, corruption among judges and law enforcement officers, and the lengthy duration of cases. These factors may explain why few people use the court system to solve disputes. According to a general population poll of 1,000 people in Manila, Davao, and Cebu, only 5 percent of the people who had a debt collection dispute went to court. Out of those people, nobody had the conflict resolved in less than a year.

**Vietnam** also presents a mixed picture, falling in the middle of the rankings on most categories. Vietnam's order and security levels are high by regional and income group standards (ranking 22<sup>nd</sup> globally). Despite ongoing reforms, regulatory agencies and courts are not efficient, and corruption exists. Other areas where particular attention should be focused include judicial independence, and protection of fundamental rights - particularly regarding freedom of speech - an area where the country ranks 63<sup>rd</sup>. Vietnam also receives low marks in the effective enforcement of civil justice and access to public information.

**Cambodia** is ranked much lower than most other countries in the region on all dimensions. The overall legal and institutional environment remains quite weak, which is highlighted by the low scores in key areas, including effective limits on government powers (ranking 65<sup>th</sup> out of 66); regulatory enforcement; access to civil justice; and absence of corruption, where the country ranks last in the world. Property rights are very weak (ranking 66<sup>th</sup>), and police abuses remain a significant problem. On the positive side, Cambodia displays lower crime rates than most countries in the lower-middle income group.

## South Asia

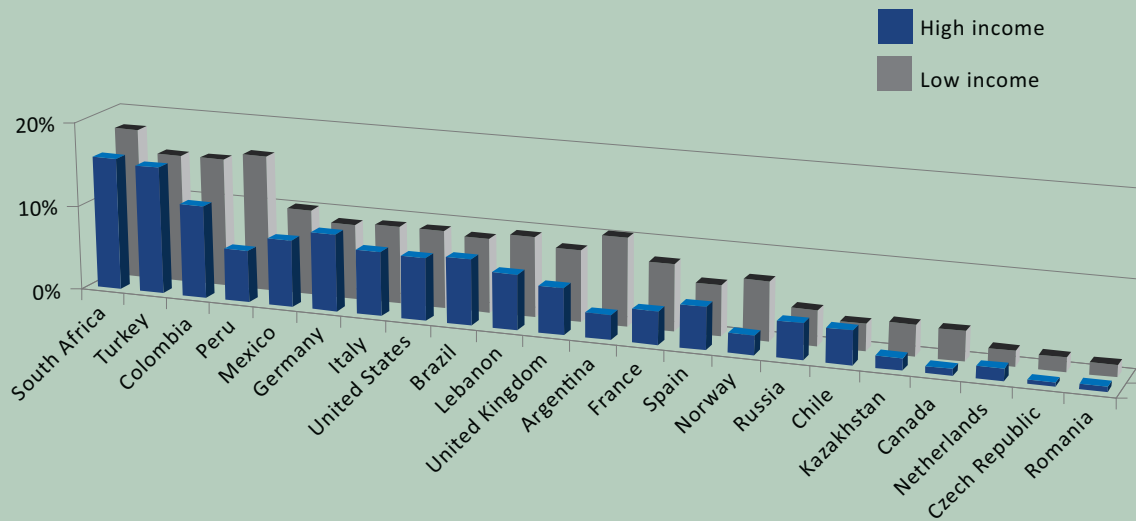
### Box 5: Equal protection of the law

According to Article 2 of the Universal Declaration of Human Rights, “everyone is entitled to all the rights and freedoms set forth in this Declaration, without distinction of any kind, such as race, color, sex, language, religion, political or other opinion, national or social origin, property, birth or other status.” In a rule of law society, laws shall be applied equally to all people – rich or poor, men or women. If laws do not apply equally to all, vulnerable groups are subject to abuses by government officials and powerful groups.

The uneven enforcement of the law across segments of society is one of the most important phenomena captured by the *WJP Rule of Law Index*. Variations among respondents to the General Population Poll in several countries support the notion that different groups receive different treatment by the authorities. As revealed by the figures below, in most countries the poor are more exposed to extortion and abuse at the hands of police and other officials.

**Figure 5: Differences in police abuse**

% of respondents in selected countries who were unfairly physically abused by the police in the last three years, grouped by household income level



Source: The WJP Rule of Law Index 2011 database

The *WJP Rule of Law Index*™ covers only three countries in this region in 2011: Bangladesh, India, and Pakistan.

**India** enjoys strong protections of free speech (ranking 24<sup>th</sup> out of 66), an independent judiciary (ranking 25<sup>th</sup>), a functioning system of checks and balances, and a relatively open government (ranking 1<sup>st</sup> among 16 lower-middle income countries and 25<sup>th</sup> globally). However, the unsatisfactory performance of public administrative bodies has a negative impact on the rule of law. The civil court system ranks poorly (48<sup>th</sup> out of 66) mainly because of deficiencies in access to justice, particularly in the areas of court congestion, enforcement, and delays in processing cases, where the country ranks third to last. Corruption remains significant (ranking 51<sup>st</sup>), and police discrimination and abuses are not unusual. Order and security - including crime, civil

conflict, and political violence - is also a source of concern.

**Bangladesh** faces multiple challenges to strengthening the rule of law. Government accountability remains low (ranking 47<sup>th</sup> globally, and 3<sup>rd</sup> among low-income countries), and administrative agencies and courts are extremely inefficient and corrupt. The civil justice system shares many of the same problems as other countries in the region, particularly with regard to the lengthy duration of cases and corruptive practices in lower level courts —where it ranks 62<sup>nd</sup> overall, and third to last among low-income countries. Human rights violations and police abuses are also a significant problem; however, unlike other countries in the region, Bangladesh is perceived as relatively safe from crime (ranking 13<sup>th</sup> globally), although mob justice is a persistent problem. Another relative

strength is the protection of labor rights, an area in which Bangladesh ranks first among low-income countries, although it still lags behind in comparison with more developed nations.

**Pakistan** shows weaknesses in most areas when compared to its regional and income group peers. Low levels of government accountability are compounded by the prevalence of corruption, a weak justice system, and a poor security situation, particularly related to terrorism and crime. Relatively strong areas include the courts' independence from improper government influence, and respect for due process in administrative proceedings.

## Eastern Europe and Central Asia

Country performances across the Eastern Europe and Central Asia region are highly uneven. While some countries outperform high-income countries on a number of indicators, other nations in the region find themselves ranking at the bottom of the sample. Estonia, Poland, and the Czech Republic, all of whom recently joined the European Union, are the strongest performers in the region.

**Estonia** leads the region in all but one category, owing to its well-functioning and open institutions. Administrative agencies and courts are accountable, effective, and free of corruption; and fundamental rights are strongly protected. However, crime rates in Estonia are higher than in other nations with similar levels of development included in the Index (ranking 32<sup>nd</sup> out of 66 countries). Judicial delays are also another area in need of attention (ranking 27<sup>th</sup> globally).

**Poland** and the **Czech Republic** stand out amongst the former centrally planned economies with good performances across all categories. **Poland's** public institutions rank 21<sup>st</sup> in absence of corruption, and 22<sup>nd</sup> in effectiveness of regulatory enforcement. The country has a good record in observing fundamental rights, though discrimination against disadvantaged groups remains an issue. Poland's lowest score comes in the area of access to civil justice (ranking 30<sup>th</sup> globally) mainly because of the lengthy resolution of

cases (ranking 50<sup>th</sup>), and difficulties enforcing court decisions (ranking 53<sup>rd</sup>).

**Czech Republic** trails closely behind Poland in most dimensions. The country has a relatively strong system of checks and balances (ranking 21<sup>st</sup>) and its administrative agencies are relatively effective (ranking 26<sup>th</sup>). Courts are independent, but very slow (ranking 58<sup>th</sup>). Other areas in need of attention are corruption among administrative officers (ranking 34<sup>th</sup>), and lack of effective sanctions for misconduct (ranking 33<sup>rd</sup>). Crime rates are also high compared to other high-income countries.

**Croatia** and **Romania** fall in the middle of the rankings in most categories. Despite recent progress, **Croatia's** institutions still lag behind those of other high-income countries. Its public administrative bodies, for example, are inefficient and the judicial system, while generally accessible, is still slow and subject to political influence and corruption. The country is safe from crime (ranking 6<sup>th</sup>), but further work is needed in terms of openness (ranking 33<sup>rd</sup>) and equal treatment of ethnic minorities.

**Romania** shows a mixed performance across the eight dimensions, with high marks in the areas of security and respect for fundamental rights (ranking 2<sup>nd</sup> among 19 upper-middle income countries in both areas), and in criminal justice (ranking 3<sup>rd</sup> among income peers and 28<sup>th</sup> globally). However, the country scores low in terms of the functioning of administrative bodies and efficiency of the judiciary. Effective enforcement of regulations is very weak (ranking 63<sup>rd</sup>), accountability for misconduct of government officers is deficient (ranking 53<sup>rd</sup>), and corruption persists. Harsh treatment of prisoners and detainees is an area of concern.

**Bulgaria** places in the bottom half of the upper-middle income countries, partly because of the weak enforcement of laws and regulations. Corruption is high and government accountability low—ranking 50<sup>th</sup> out of the 66 countries indexed—reflecting the poor performance of government agencies in investigating allegations of misconduct. The criminal justice system displays serious flaws, and discrimination against minorities is problematic. On the positive side, Bulgaria outperforms most upper-middle income countries in protecting the

security of its citizens from crime, and in respecting the freedoms of speech, religion, and assembly. The right to petition the government and citizen participation are also significant strengths (ranking 2<sup>nd</sup> in the region and 26<sup>th</sup> globally).

**Albania** is safe from crime, but its institutions have serious flaws that challenge advancements in other areas. The political mechanisms to hold the executive accountable are weak, and corruption among government officials is pervasive, placing the country last among lower-middle income nations. Rules and regulations are difficult to enforce, and the judiciary is plagued by corruption and political interference. Police abuses and harsh conditions in correctional facilities are also significant problems.

**Turkey** ranks in the middle in comparison to the other Eastern Europe and Central Asia nations. The country shows institutional strengths, particularly within the public administration bodies, and the civil justice system, where it ranks 27<sup>th</sup>. Nonetheless, Turkey receives low marks in the areas of government accountability (ranking 53<sup>rd</sup> out of 66 countries) and fundamental rights (ranking 58<sup>th</sup>), mainly because of deficiencies in the functioning of auditing mechanisms, political interference within the legislature and the judiciary, a poor record on freedom of expression, and arbitrary interference with privacy.

**Russia** shows serious deficiencies in checks and balances among the different branches of government (ranking 55<sup>th</sup>), leading to an institutional environment characterized by corruption, impunity, and political interference. Regulations are not always enforced (ranking 52<sup>nd</sup>), and civil courts, although accessible, are corrupt and inefficient. Crime rates in Russia are not as high as those in other middle-income countries (ranking 8<sup>th</sup> out of 19), and the criminal justice system is relatively effective (23<sup>rd</sup>). Violations against some fundamental rights, such as freedom of opinion, freedom of association, and arbitrary interference with privacy are areas of concern.

**Kazakhstan's** regulatory agencies are relatively effective (ranking 4<sup>th</sup> in the region and 34<sup>th</sup> globally) and civil courts are fairly accessible and relatively efficient, although still subject to undue

influence. The country is safe from crime and violence (ranking 27<sup>th</sup>). In spite of these strengths, the country still faces serious challenges in terms of accountability and constraints on the executive branch, where it ranks 58<sup>th</sup>. The situation in regard to the independence of the legislative and the judiciary, as well as the fairness of elections, remains a source of concern.

**Ukraine** and **Kyrgyzstan** rank in the bottom half of middle-income countries on most categories. Despite recent reforms, both countries still face many challenges to strengthening the rule of law. **Ukraine** ranks third to last in government accountability, with political interference, impunity, and corruption leading to manipulation in the application of the law. Regulatory agencies are ineffective and opaque (ranking 64<sup>th</sup>), and the courts are inefficient and corrupt. On the positive side, the country obtains relatively high marks in protecting basic liberties, such as freedom of religion, and it is relatively safe from violent crime (ranking 38<sup>th</sup>). Property rights are weak.

**Kyrgyzstan** ranks 57<sup>th</sup> in establishing effective limits on government power and 63<sup>rd</sup> in corruption. Despite the implementation of some reform measures, the performance of courts and public administration bodies is still poor (ranking 4<sup>th</sup> out of the eight low-income countries). In addition, following the political turmoil, the repressiveness of the state stands out as an important source of concern. The country ranks second to last in the region in protection of fundamental rights, with poor scores in the areas of due process, arbitrary interference of privacy, and discrimination. Property rights are weak.

## Middle East and North Africa

This report covers five countries in the Middle East and North Africa (MENA) region: Iran, Jordan, Lebanon, Morocco, and the United Arab Emirates (UAE). In most areas, the countries in this region display average scores. However, as confirmed by the political turmoil at the beginning of 2011 in other MENA region countries, these countries have serious weaknesses in the areas of accountability,

## Box 6. Regulatory compliance around the world

Public enforcement of government regulations is pervasive in modern societies as an instrument to induce behavior with the goal of guaranteeing that the public interest is not subordinated to those of regulated entities. Around the world, regulations vary widely due to differences in policies, institutional environments, and political choices. Whatever those choices may be, regulations are futile if they are not properly enforced by authorities. Ensuring compliance with the regulatory framework is thus a key feature of the rule of law. Besides enforcement, accountability is vital when it comes to regulating an activity. In addition, accountability, independence, and transparency of regulatory agencies are fundamental to ensure that regulatory institutions act within the limits authorized by law, as public enforcement may increase opportunities for rent-seeking, negligence, and abuse by officials pursuing their own interest.

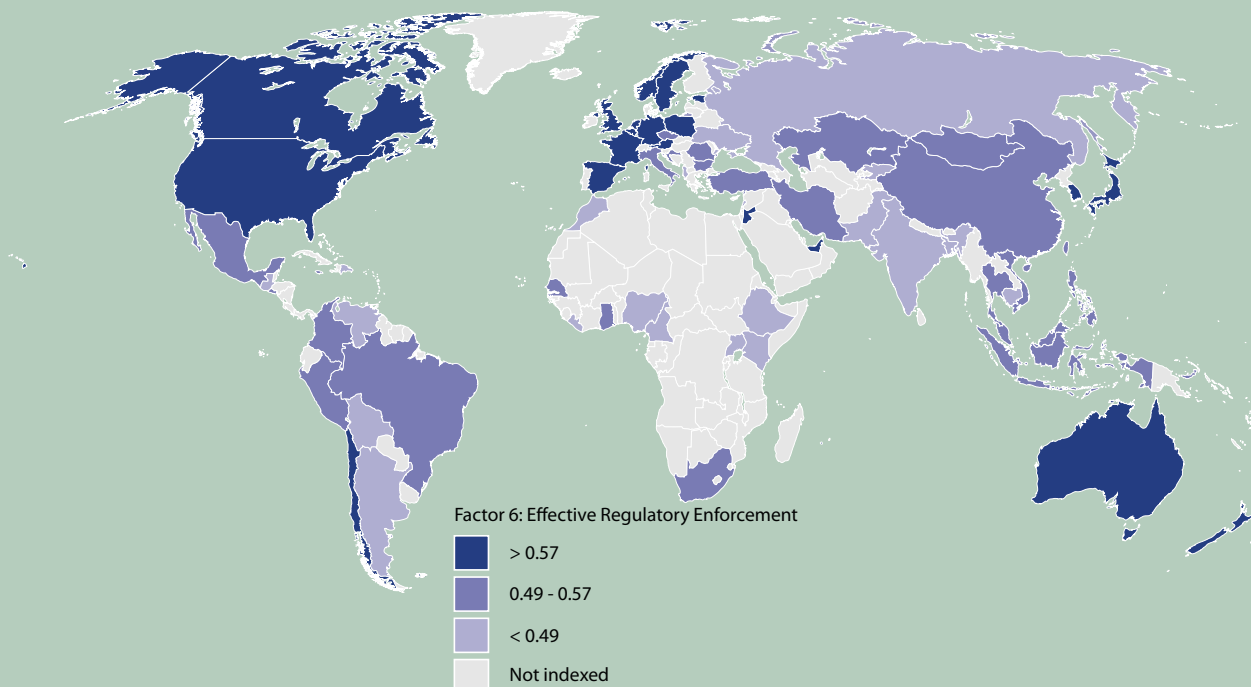
The WJP Rule of Law Index™ addresses regulatory enforcement in factor 6. This factor does not look at the level of regulation of activities; instead, it assesses the effectiveness of regulatory enforcement in practice; the absence of improper influence by public officials or private interests; the adherence to due process of law in administrative procedures; and the absence of government expropriation of private property without adequate compensation. Rather than analyzing specific statutes, the Index uses simple scenarios to explore the outcomes associated with activities that are regulated

in all jurisdictions, such as environmental regulations, public health requirements, workplace safety conditions, and permits and licenses, under the assumption that the performance of government agencies in those cases is a good proxy for their functioning in other more complex areas.

Shaped by their income, institutional environment and history, regulatory compliance varies greatly across countries (see figure 6). On a scale between 0 and 1, where 1 signifies higher adherence to the rule of law, the index of regulatory enforcement has an average value of 0.71 in high-income countries, 0.50 in upper-middle-income countries, 0.48 in lower-middle-income countries, and 0.39 in low-income countries. In general, as economies develop, they find more effective ways to implement existing regulations within the limits imposed by law, but this is not always the case. As countries engage in regulatory reforms, special efforts should be made to improve the mechanisms that are used to guarantee that such laws are implemented and enforced in an efficient, effective, and accountable manner.

**Figure 6: Regulatory enforcement around the world**

Countries grouped in tiers according to their factor 6 score



Source: The WJP Rule of Law Index 2011 database

checks and balances on the executive branch, openness, and respect for fundamental rights, especially discrimination, freedom of opinion, and freedom of belief and religion.

The **United Arab Emirates** has the highest scores of those countries in the region that were included in the sample in most dimensions. Public institutions in the country are relatively well developed and corrupt-free (ranking 13<sup>th</sup> out of 66 countries), and government officers are held accountable for misconduct. Similarly, the civil court system is very efficient and relatively independent, although it remains inaccessible for many people. In spite of these strengths, the formal system of checks and balances remains weak, and fundamental rights are curtailed (ranking 51<sup>st</sup>), including labor rights, freedom of assembly, freedom of religion, freedom from arbitrary interference with privacy, and freedom of opinion and expression.

**Jordan** is positioned in second place within the countries included in the MENA region. The country's efficient public institutions, along with a high level of security, remain its main areas of strength. It also obtains relatively high marks in the areas of civil and criminal justice, absence of corruption, and effective regulatory enforcement. Property rights are also well protected. In spite of these achievements, Jordan's record in the area of fundamental rights remains one of the worst in the world, particularly with regard to discrimination (ranking 55<sup>th</sup> out of 66 countries), and labor rights (ranking 63<sup>rd</sup>).

**Iran's** law enforcement is relatively strong, but often used as an instrument to perpetrate abuses. Government accountability is weak (ranking 59<sup>th</sup> globally and last within the region), and corruption is prevalent. Courts, although fairly efficient, are subject to corruption and political interference. Another area of serious concern is the situation of fundamental rights, where the country ranks last in the world.

**Lebanon** stands out in the region due to its efforts to guarantee civil rights and freedoms amongst its people (ranking 1<sup>st</sup> in the region and 26<sup>th</sup> globally). The country is relatively safe from crime, but public institutions are inefficient and corrupt. Of

particular concern is the case of the administration of justice, mainly because of corruption and political interference within the civil courts, delays, discrimination against marginalized groups, and absence of guarantees of due process of law in criminal cases.

**Morocco** obtains medium marks on most dimensions, but generally underperforms its regional peers. While Morocco performs well in the area of order and security, it lags behind in all other categories. Despite recent reform efforts, some weaknesses remain in the areas of government accountability, corruption, and regulatory enforcement. The assessment of the civil justice system remains average - ranking 46<sup>th</sup> overall, and 7<sup>th</sup> out of 16 lower-middle income group countries - and the criminal justice system displays flaws with regard to the due process of law. Other areas of concern are open government, where the country ranks 49<sup>th</sup> out of 66, and freedom of opinion and expression.

## Sub-Saharan Africa

The *WJP Rule of Law Index*™ 2011 report covers eight countries in Sub-Saharan Africa. The region exhibits a range of performance levels, with South Africa and Ghana as the regional leaders, and the rest of the countries positioned at the bottom of the global ranking.

**South Africa** has the best rule of law outcomes in Sub-Saharan Africa. The country ranks well in most dimensions, including government accountability, regulatory enforcement, and access to justice, particularly when compared with countries at similar stages of economic development. Judicial independence and fundamental rights are strong. The lack of security and the prevalence of crime, however, continue to be extremely worrisome (ranking 63<sup>rd</sup> overall). According to the general population poll of 1,000 people in Johannesburg, Cape Town, and Durban, six percent of respondents reported a murder in their household in the past five years, and 25 percent reported having experienced a burglary in the past three years. These rates are among the highest in the world. Other areas of concern in



## Box 7: Open government around the world

Open government is an essential aspect of the rule of law. It allows for a broader level of access, participation, and collaboration between the government and its citizens, and plays a crucial role in the promotion of accountability. Requesting information from public authorities is an important tool to empower citizens by giving them a way to voice their concerns and make their governments accountable.

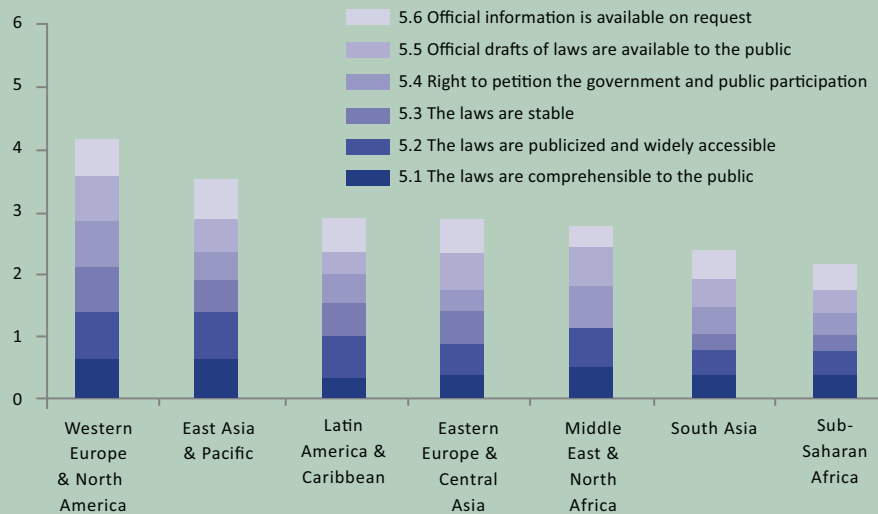
The WJP Rule of Law Index™ addresses open government in factor 5 and considers four basic elements: clear, publicized, and stable laws; right to petition and administrative proceedings that are open for public participation; official drafts of laws and regulations that are available to the public; and the availability of official

information. One way the Index documents government openness is by looking at common situations and hypothetical scenarios, such as public participation in the context of public works projects (for example, the construction of a train station in a residential neighborhood). In such a setting, the questionnaires probe whether residents can petition the government to make changes in the plan, or present objections prior to the initiation of construction.

Index results suggest that some governments are more open than others. Moreover, government openness seems to vary strongly across regions. The figure below highlights regional scores for factor 5, Open Government, by sub-factor.

**Figure 7: Open government around the world**

Regional factor 5 scores, where higher marks signify higher adherence to the rule of law



Source: The WJP Rule of Law Index 2011 database

South Africa are the high rate of vigilante justice, the relatively ineffective criminal justice system, and the poor condition of correctional facilities.

**Ghana** follows South Africa as the second-best performer in the region, and is the best performer among low-income countries. The country enjoys a good system of checks and balances (ranking 20<sup>th</sup> overall and first within the region). Public administration bodies are relatively effective and corruption levels are lower than in most other countries in the region. The civil justice system is relatively independent, but still inaccessible to most people. Security from crime (ranking 47<sup>th</sup>), vigilante justice, and deficiencies in the criminal investigation and adjudication systems, are areas that require attention.

Within its income group, **Senegal** is in the middle of the rankings in most dimensions. Although government accountability is weak, with particular concerns regarding the proper functioning of checks and balances on the executive branch (ranking 51<sup>st</sup> overall and 11<sup>th</sup> out of 19 lower-middle income countries). Another area where efforts are required is open government, where the country ranks 62<sup>nd</sup>. The country has a moderate record in protecting fundamental rights (ranking 35<sup>th</sup> overall and 3<sup>rd</sup> in Sub-Saharan Africa), although police abuses and harsh treatment of prisoners remain a source of concern.

**Cameroon** lags behind its regional and income peers in most categories. The country faces multiple challenges in terms of accountability and

functioning of public institutions. Effective checks and balances are poor (ranking 62<sup>nd</sup> overall and second to last within the region), and corruption remains widespread (ranking 64<sup>th</sup>). The civil court system is slow and subject to political influence, and fundamental rights are not always respected in practice. Restrictions to the freedoms of assembly, opinion, and expression, as well as violations of fundamental labor rights, are sources of concern. While Cameroon's most significant strength in comparison to other countries in the region is the low incidence of crime, police abuses, high incidence of mob and vigilante justice, and harsh conditions in correctional facilities, remain areas in need of attention.

**Nigeria** is among the bottom half of the lower-middle countries in most dimensions. Checks and balances on the executive branch function relatively better than in other Sub-Saharan African countries, although corruption is prevalent. The country is affected by civil conflict and political violence (ranking 63<sup>rd</sup>). Crime and vigilante justice remain serious problems (ranking 58<sup>th</sup>), which is in part explained by the shortcomings within the criminal justice system (ranking 53<sup>rd</sup> and third to last in the region).

**Ethiopia**, in comparison with other low-income nations, is in the middle of the rankings when it comes to incorporating principles of the rule of law. Accountability is very weak by regional standards (ranking 63<sup>rd</sup> globally and second to last among low-income nations) and corruption remains. Property rights are weak (ranking 64<sup>th</sup>). The performance of regulatory agencies and courts is poor, but comparable to other countries in the region. The country has a very poor record in the area of fundamental rights, ranking 63<sup>rd</sup> globally and last in the region. Of greatest concern are restrictions limiting fundamental freedoms, such as the freedom of assembly and the freedom of speech, as well as illegal detentions and due process violations.

In **Uganda** government accountability is low (ranking 54<sup>th</sup> globally and 4<sup>th</sup> among low-income countries), and administrative agencies are inefficient and corrupt. Protection of fundamental rights is weak (ranking 61<sup>st</sup> out of 66 countries), and civil conflict and political violence remain

significant challenges. Courts, although relatively independent, are under-resourced and inaccessible to most people.

**Kenya** occupies the 61<sup>st</sup> place in government accountability, which is partly attributable to the inability of the legislature and the judiciary to act as a check on the executive branch. Corruption remains widespread and regulatory enforcement is ineffective (ranking second to last in the region). Civil conflict and political violence remain significant challenges (ranking 62<sup>nd</sup>). Open government and lack of respect of fundamental rights are also other areas of concern.

**Liberia's** scores reflect the recent advances towards a functioning system of checks and balances on the executive branch. The country ranks relatively well in the area of government accountability (ranking 2<sup>nd</sup> among low-income countries), however, the lack of sanctions to punish misconduct raises concerns. Liberia outperforms its regional peers in protecting some basic liberties. However, the quality of public administrative bodies and the judiciary - positioned at the bottom of the rankings - are hampered by a lack of resources and pervasive corruption.





# Country Profiles

This section presents profiles for the 65 countries and one additional jurisdiction included in the 2011 administration of the Index.

## How to Read the Country Profiles

Each country profile presents the featured country's scores for each of the WJP Rule of Law Index's factors and sub-factors, and draws comparisons between the scores of the featured country and the scores of other indexed countries that share regional and income level similarities. All variables used to score each of the eight independent factors are coded and rescaled to range between 0 and 1, where 1 signifies the highest score and 0 signifies the lowest score. The average scores of the rescaled variables are later normalized using the Min-Max method. Individual variables tapping the same concept are averaged and then aggregated into factors and sub-factors using arithmetic averages. These scores are the basis for the final rankings.

## 1 Section 1— Scores for the Rule of Law Factors

The table in Section 1 displays the featured country's aggregate scores by factor and the country's rankings within its regional and income level groups. The table is organized as follows: the first column lists the first eight factors that make up the Index. The second column displays the country's aggregate score for each of the eight factors. The third column

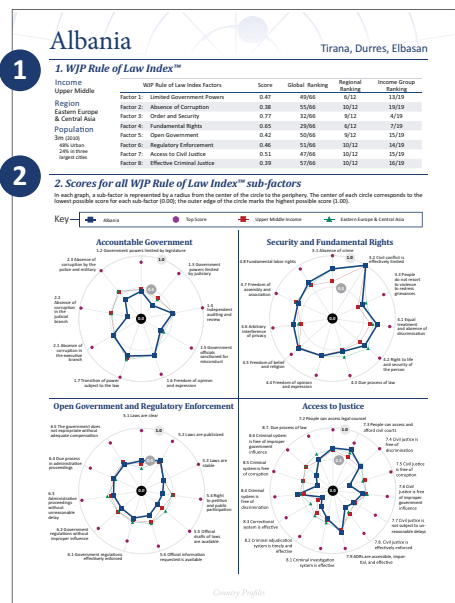
displays the country's global ranking for each factor. The fourth column shows the country's ranking within its region, and finally, the fifth column shows the country's ranking among countries with comparable per capita income levels.

## 2 Section 2— Disaggregated Scores

Section 2 displays four graphs that show the country's disaggregated scores for each of the sub-factors that compose the WJP Rule of Law Index. Each graph shows a circle that corresponds to one concept measured by the Index. Each sub-factor is represented by a radius running from the center of the circle to the periphery. The center of each circle corresponds to the lowest possible score for each sub-factor (0.00) and the outer edge of the circle marks the highest possible score for each sub-factor (1.00). Higher scores signify a higher adherence to the rule of law.

The country scores are shown in blue. The graphs also show the average scores of all countries indexed within the region (in green) and all countries indexed with comparable per capita income levels (in red). As a point of reference, the graphs also show the score achieved for each sub-factor by the top performer amongst all 66 countries indexed (in violet).

This version of the *WJP Rule of Law Index* does not include scores for the following sub-factors: Sub-factor 1.1 Government powers are defined in the fundamental law, Sub-factor 2.4 Government officials in the legislature do not use public office for private gain, and Sub-factor 7.1 People are aware of available remedies. We anticipate that all the above sub-factors will be included in the *WJP Rule of Law Index* Report 2012.



## 1. WJP Rule of Law Index™

Income  
Upper Middle

Region  
Eastern Europe  
& Central Asia

Population  
3m (2010)  
48% Urban  
24% in three  
largest cities

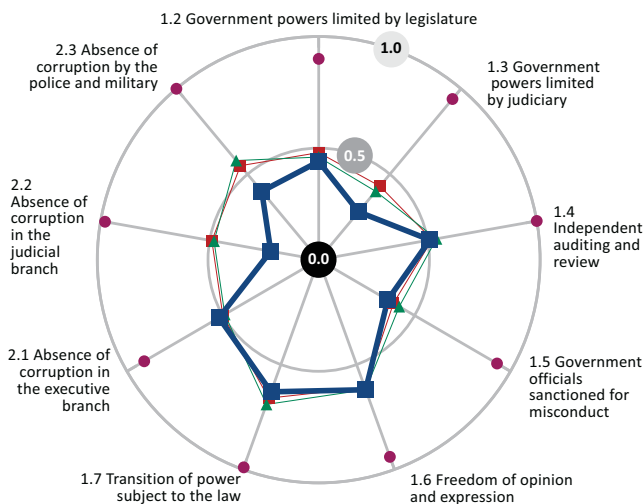
WJP Rule of Law Index Factors		Score	Global Ranking	Regional Ranking	Income Group Ranking
Factor 1:	Limited Government Powers	0.47	49/66	6/12	13/19
Factor 2:	Absence of Corruption	0.38	55/66	10/12	19/19
Factor 3:	Order and Security	0.77	32/66	9/12	4/19
Factor 4:	Fundamental Rights	0.65	29/66	6/12	7/19
Factor 5:	Open Government	0.42	50/66	9/12	15/19
Factor 6:	Regulatory Enforcement	0.46	51/66	10/12	14/19
Factor 7:	Access to Civil Justice	0.51	47/66	10/12	15/19
Factor 8:	Effective Criminal Justice	0.39	57/66	10/12	16/19

## 2. Scores for all WJP Rule of Law Index™ sub-factors

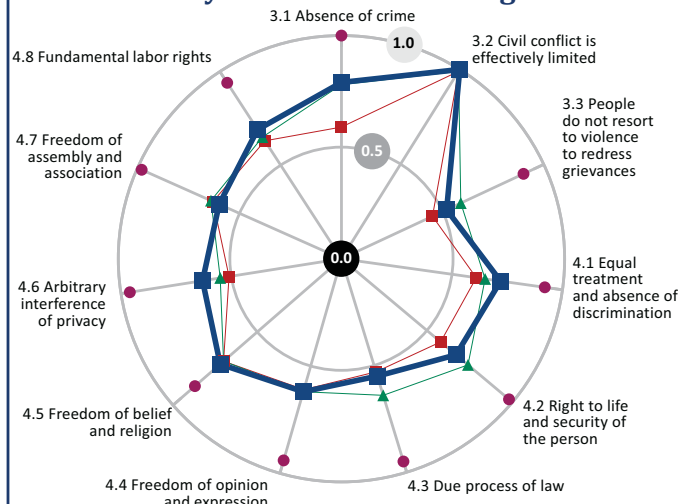
In each graph, a sub-factor is represented by a radius from the center of the circle to the periphery. The center of each circle corresponds to the lowest possible score for each sub-factor (0.00); the outer edge of the circle marks the highest possible score (1.00).

Key — ■ Albania ● Top Score ■ Upper Middle Income ▲ Eastern Europe & Central Asia

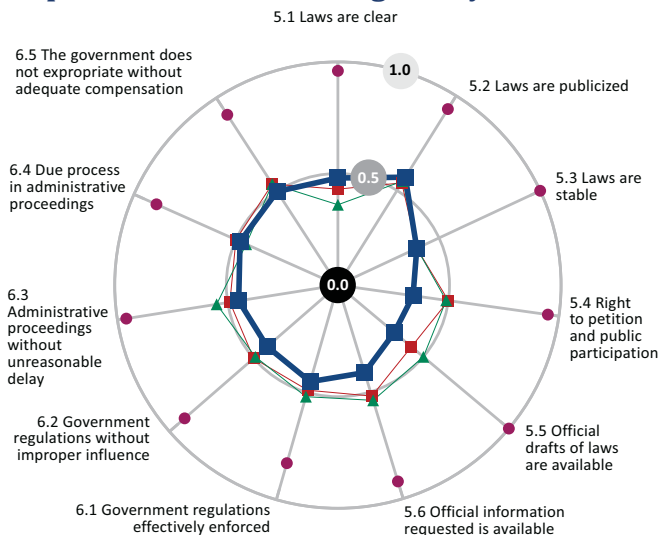
### Accountable Government



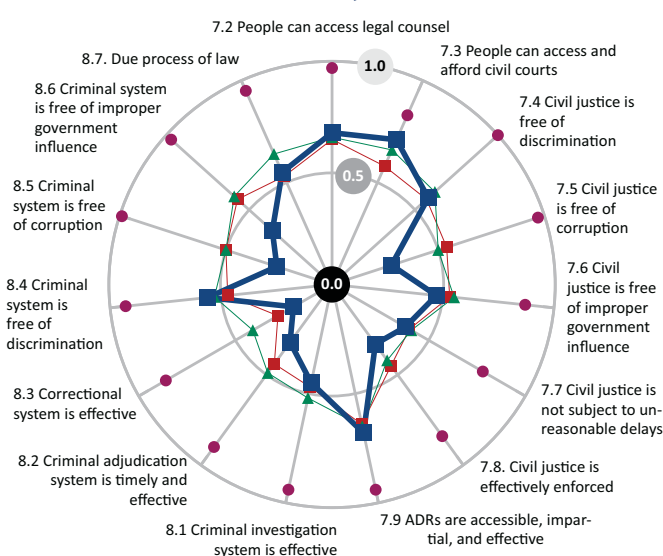
### Security and Fundamental Rights



### Open Government and Regulatory Enforcement



### Access to Justice



## 1. WJP Rule of Law Index™

Income  
Upper Middle

Region  
Latin America  
& Caribbean

Population  
41m (2010)  
92% Urban  
39% in three  
largest cities

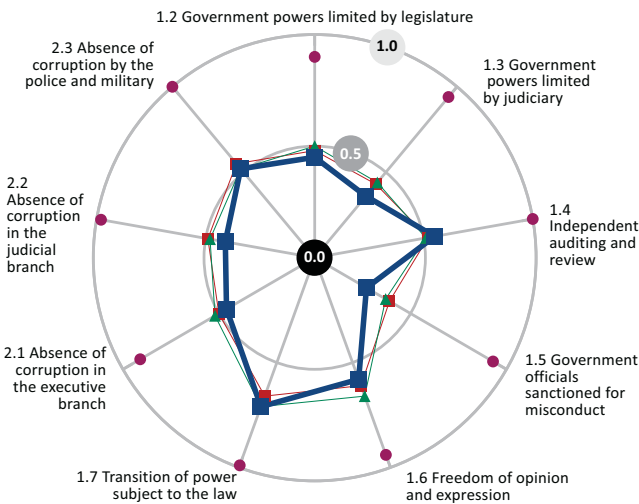
WJP Rule of Law Index Factors		Score	Global Ranking	Regional Ranking	Income Group Ranking
Factor 1:	Limited Government Powers	0.48	48/66	9/12	12/19
Factor 2:	Absence of Corruption	0.46	46/66	8/12	13/19
Factor 3:	Order and Security	0.57	59/66	9/12	15/19
Factor 4:	Fundamental Rights	0.63	33/66	5/12	9/19
Factor 5:	Open Government	0.43	44/66	9/12	13/19
Factor 6:	Regulatory Enforcement	0.43	57/66	11/12	17/19
Factor 7:	Access to Civil Justice	0.58	31/66	4/12	8/19
Factor 8:	Effective Criminal Justice	0.39	56/66	9/12	15/19

## 2. Scores for all WJP Rule of Law Index™ sub-factors

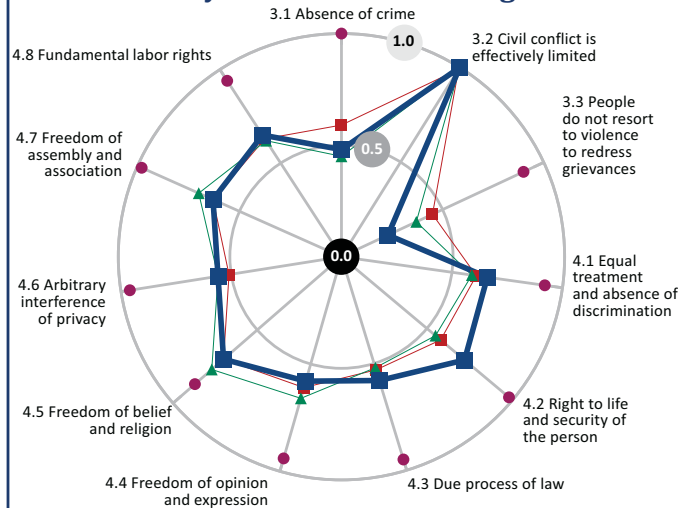
In each graph, a sub-factor is represented by a radius from the center of the circle to the periphery. The center of each circle corresponds to the lowest possible score for each sub-factor (0.00); the outer edge of the circle marks the highest possible score (1.00).

Key — ■ Argentina ● Top Score ■ Upper Middle Income ▲ Latin America & Caribbean

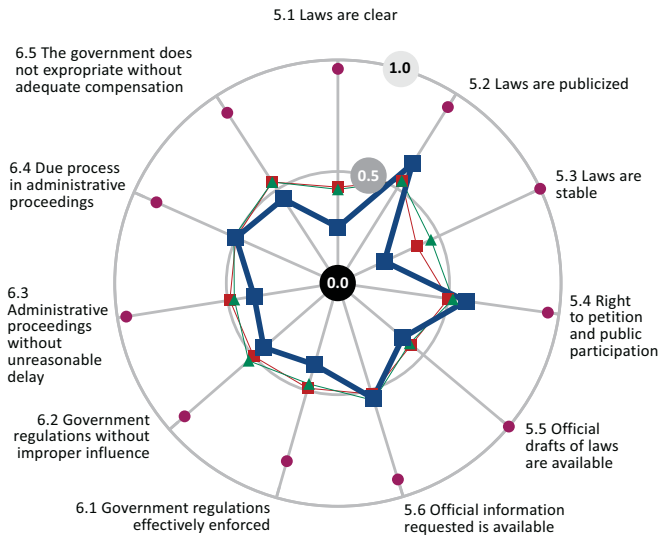
### Accountable Government



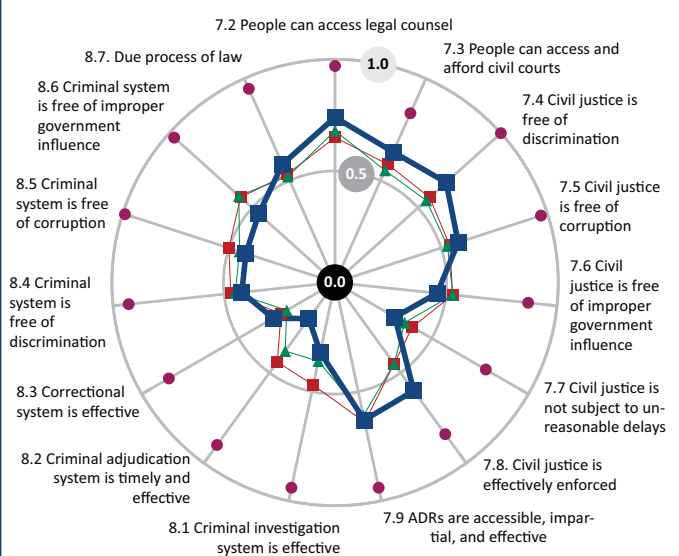
### Security and Fundamental Rights



### Open Government and Regulatory Enforcement



### Access to Justice



## 1. WJP Rule of Law Index™

Income  
High

Region  
East Asia & Pacific

Population  
22m (2010)  
89% Urban  
46% in three  
largest cities

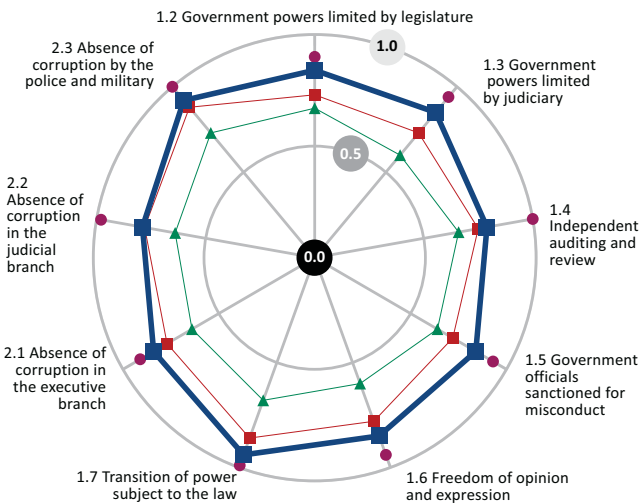
WJP Rule of Law Index Factors		Score	Global Ranking	Regional Ranking	Income Group Ranking
Factor 1:	Limited Government Powers	0.85	4/66	2/13	4/23
Factor 2:	Absence of Corruption	0.85	9/66	5/13	9/23
Factor 3:	Order and Security	0.87	10/66	4/13	10/23
Factor 4:	Fundamental Rights	0.83	8/66	2/13	8/23
Factor 5:	Open Government	0.76	9/66	4/13	9/23
Factor 6:	Regulatory Enforcement	0.76	8/66	3/13	8/23
Factor 7:	Access to Civil Justice	0.67	13/66	4/13	13/23
Factor 8:	Effective Criminal Justice	0.74	15/66	5/13	15/23

## 2. Scores for all WJP Rule of Law Index™ sub-factors

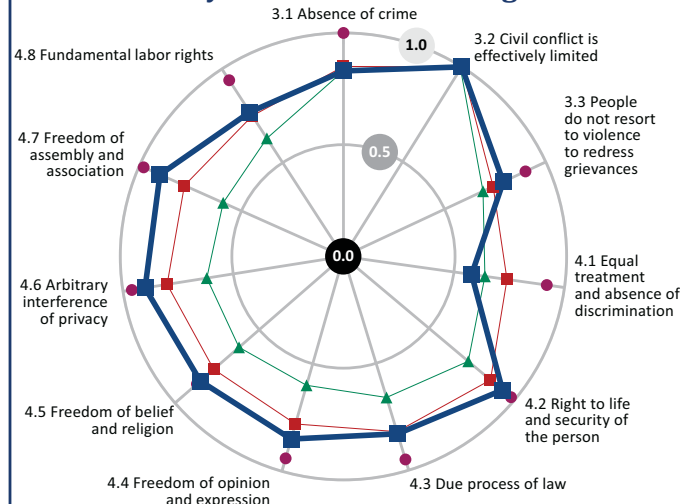
In each graph, a sub-factor is represented by a radius from the center of the circle to the periphery. The center of each circle corresponds to the lowest possible score for each sub-factor (0.00); the outer edge of the circle marks the highest possible score (1.00).

Key — ■ Australia ● Top Score ■ High Income ▲ East Asia & Pacific

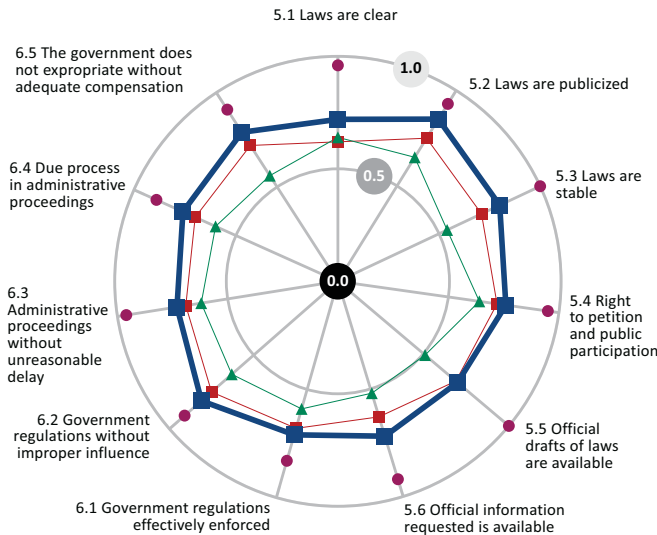
### Accountable Government



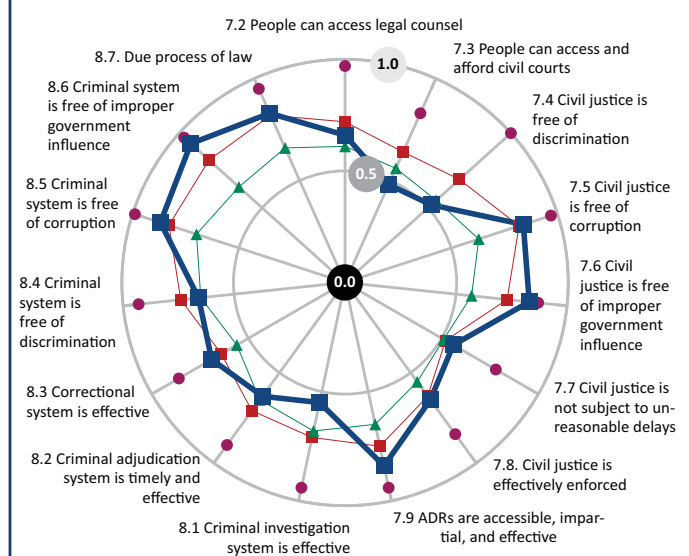
### Security and Fundamental Rights



### Open Government and Regulatory Enforcement



### Access to Justice





## 1. WJP Rule of Law Index™

Income  
High

Region  
Western Europe  
& North America

Population  
8m (2010)

68% Urban  
36% in three  
largest cities

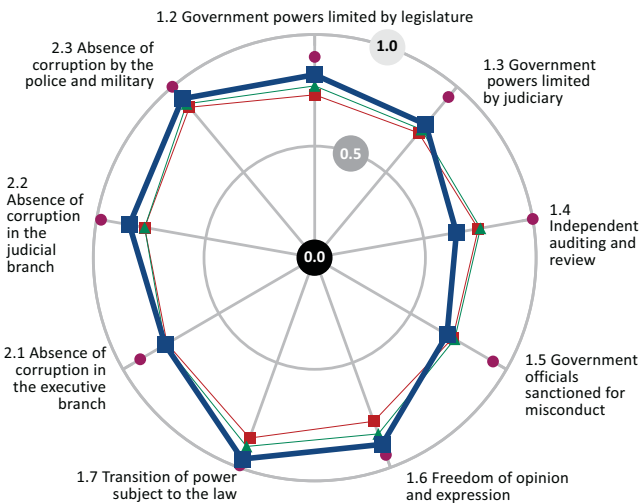
WJP Rule of Law Index Factors		Score	Global Ranking	Regional Ranking	Income Group Ranking
Factor 1:	Limited Government Powers	0.80	10/66	7/12	10/23
Factor 2:	Absence of Corruption	0.85	8/66	4/12	8/23
Factor 3:	Order and Security	0.88	8/66	4/12	8/23
Factor 4:	Fundamental Rights	0.85	5/66	4/12	5/23
Factor 5:	Open Government	0.76	8/66	5/12	8/23
Factor 6:	Regulatory Enforcement	0.74	12/66	6/12	12/23
Factor 7:	Access to Civil Justice	0.72	8/66	5/12	8/23
Factor 8:	Effective Criminal Justice	0.79	8/66	4/12	8/23

## 2. Scores for all WJP Rule of Law Index™ sub-factors

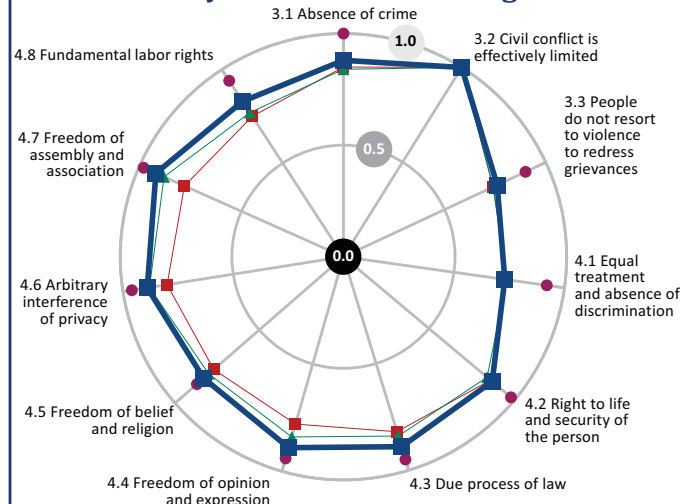
In each graph, a sub-factor is represented by a radius from the center of the circle to the periphery. The center of each circle corresponds to the lowest possible score for each sub-factor (0.00); the outer edge of the circle marks the highest possible score (1.00).

Key — ■ Austria ● Top Score ■ High Income ▲ Western Europe & North America

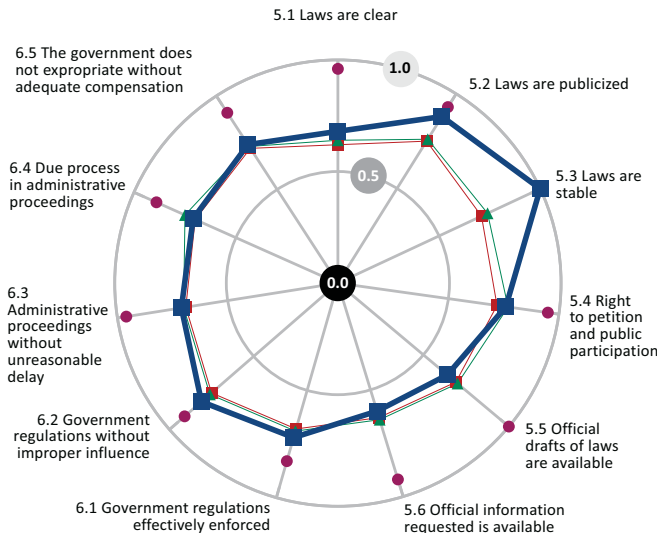
### Accountable Government



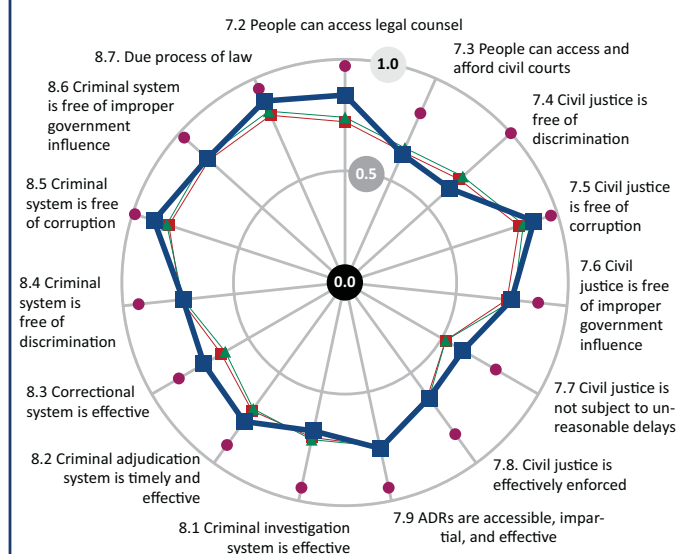
### Security and Fundamental Rights



### Open Government and Regulatory Enforcement



### Access to Justice



## 1. WJP Rule of Law Index™

Income  
Low

Region  
South Asia

Population  
164m (2010)  
28% Urban  
13% in three  
largest cities

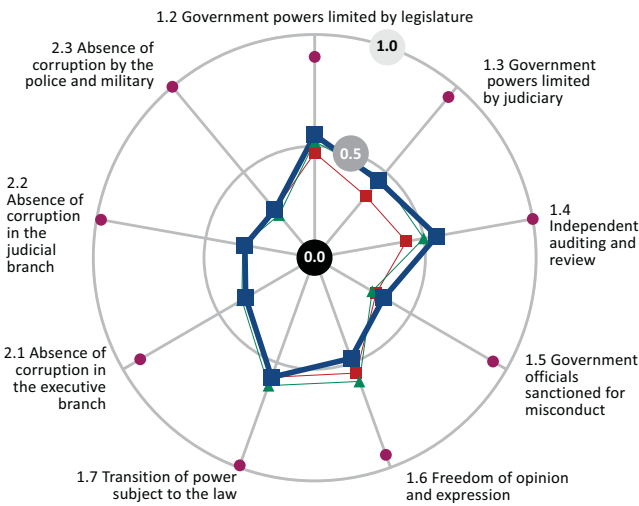
WJP Rule of Law Index Factors		Score	Global Ranking	Regional Ranking	Income Group Ranking
Factor 1:	Limited Government Powers	0.49	47/66	2/3	3/8
Factor 2:	Absence of Corruption	0.32	58/66	2/3	4/8
Factor 3:	Order and Security	0.69	44/66	1/3	3/8
Factor 4:	Fundamental Rights	0.55	48/66	2/3	3/8
Factor 5:	Open Government	0.37	54/66	2/3	3/8
Factor 6:	Regulatory Enforcement	0.41	58/66	2/3	4/8
Factor 7:	Access to Civil Justice	0.41	62/66	2/3	6/8
Factor 8:	Effective Criminal Justice	0.49	40/66	2/3	2/8

## 2. Scores for all WJP Rule of Law Index™ sub-factors

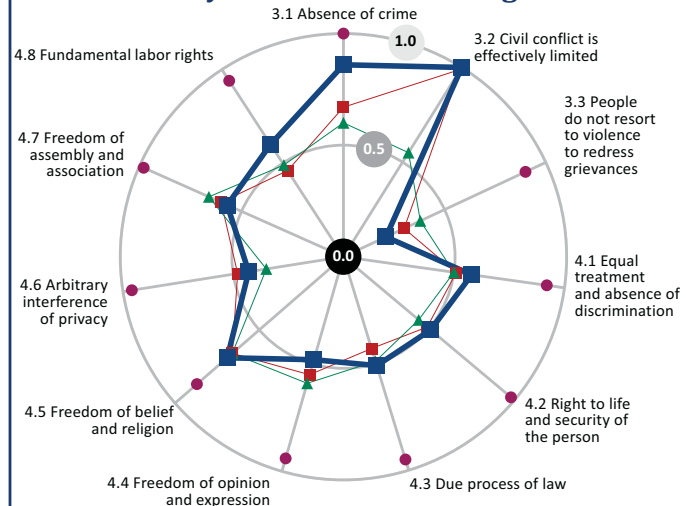
In each graph, a sub-factor is represented by a radius from the center of the circle to the periphery. The center of each circle corresponds to the lowest possible score for each sub-factor (0.00); the outer edge of the circle marks the highest possible score (1.00).

Key — ■ Bangladesh ● Top Score ■ Low Income ▲ South Asia

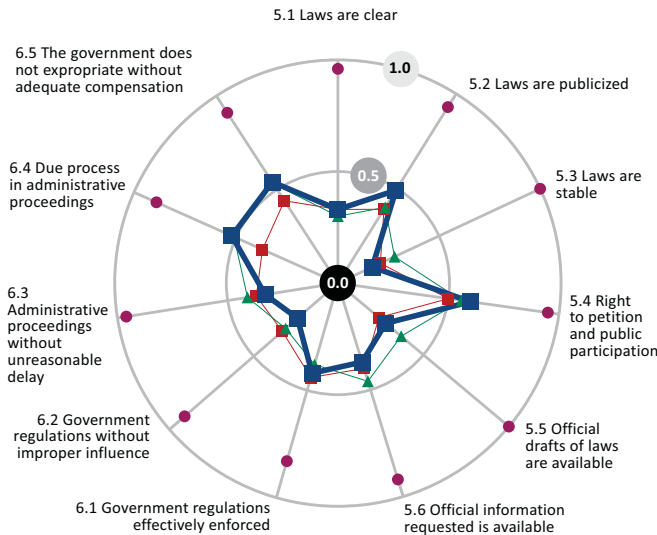
### Accountable Government



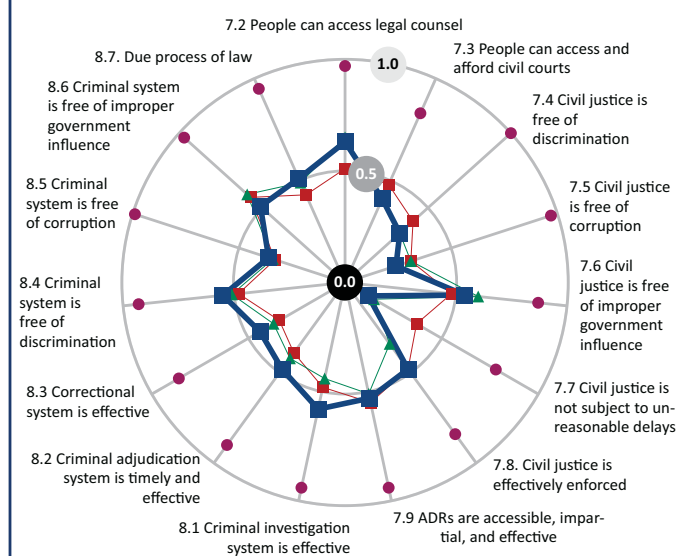
### Security and Fundamental Rights



### Open Government and Regulatory Enforcement



### Access to Justice



## 1. WJP Rule of Law Index™

Income  
High

Region  
Western Europe  
& North America

Population  
11m (2010)  
97% Urban  
28% in three  
largest cities

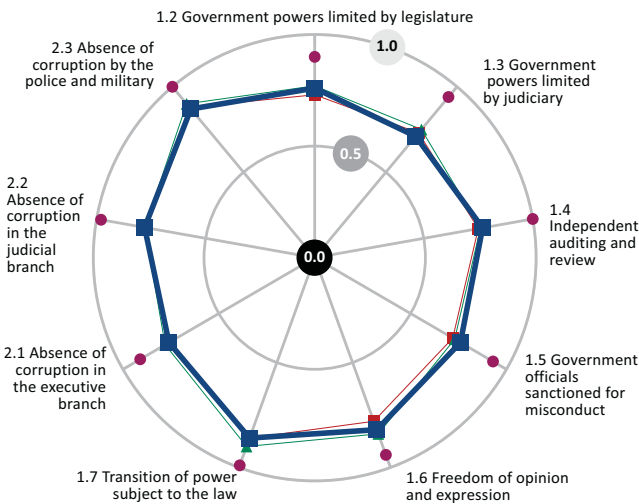
WJP Rule of Law Index Factors		Score	Global Ranking	Regional Ranking	Income Group Ranking
Factor 1:	Limited Government Powers	0.78	11/66	8/12	11/23
Factor 2:	Absence of Corruption	0.80	15/66	8/12	15/23
Factor 3:	Order and Security	0.85	15/66	8/12	14/23
Factor 4:	Fundamental Rights	0.81	10/66	6/12	10/23
Factor 5:	Open Government	0.66	15/66	9/12	15/23
Factor 6:	Regulatory Enforcement	0.65	17/66	10/12	17/23
Factor 7:	Access to Civil Justice	0.71	9/66	6/12	9/23
Factor 8:	Effective Criminal Justice	0.71	18/66	9/12	18/23

## 2. Scores for all WJP Rule of Law Index™ sub-factors

In each graph, a sub-factor is represented by a radius from the center of the circle to the periphery. The center of each circle corresponds to the lowest possible score for each sub-factor (0.00); the outer edge of the circle marks the highest possible score (1.00).

Key — ■ Belgium ● Top Score ■ High Income ▲ Western Europe & North America

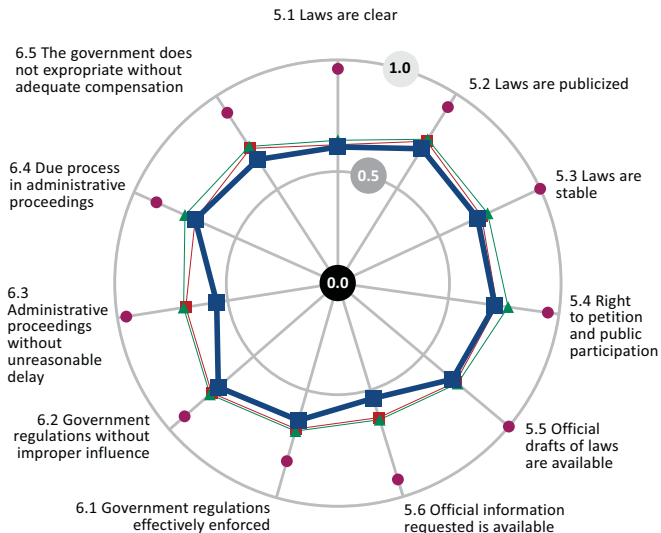
### Accountable Government



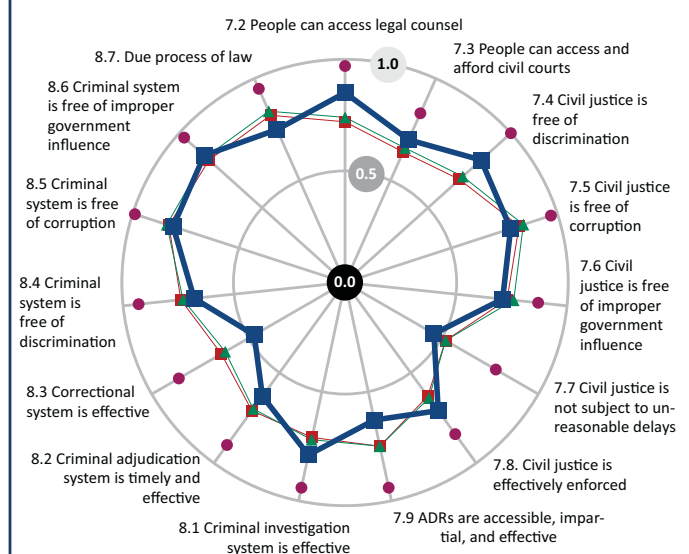
### Security and Fundamental Rights



### Open Government and Regulatory Enforcement



### Access to Justice



## 1. WJP Rule of Law Index™

Income  
Lower Middle

Region  
Latin America  
& Caribbean

Population  
10m (2010)  
67% Urban  
41% in three  
largest cities

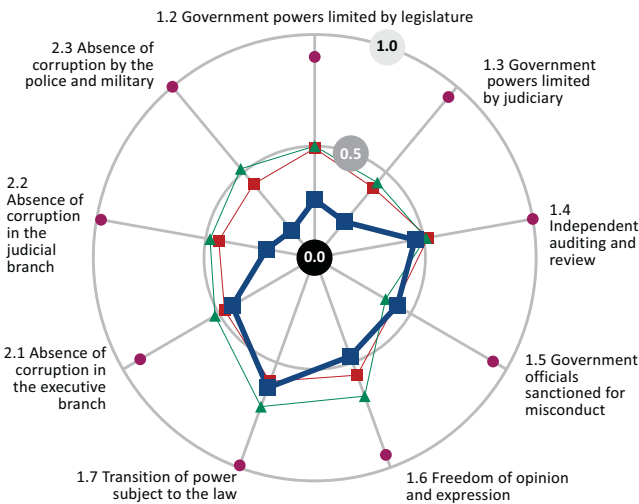
WJP Rule of Law Index Factors		Score	Global Ranking	Regional Ranking	Income Group Ranking
Factor 1:	Limited Government Powers	0.41	56/66	11/12	13/16
Factor 2:	Absence of Corruption	0.27	60/66	12/12	14/16
Factor 3:	Order and Security	0.64	50/66	4/12	12/16
Factor 4:	Fundamental Rights	0.54	50/66	11/12	9/16
Factor 5:	Open Government	0.47	34/66	6/12	5/16
Factor 6:	Regulatory Enforcement	0.44	55/66	10/12	13/16
Factor 7:	Access to Civil Justice	0.47	54/66	10/12	12/16
Factor 8:	Effective Criminal Justice	0.34	62/66	10/12	16/16

## 2. Scores for all WJP Rule of Law Index™ sub-factors

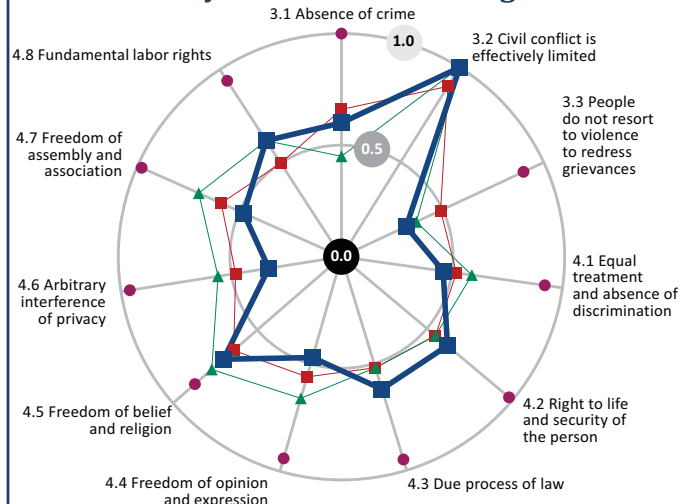
In each graph, a sub-factor is represented by a radius from the center of the circle to the periphery. The center of each circle corresponds to the lowest possible score for each sub-factor (0.00); the outer edge of the circle marks the highest possible score (1.00).

Key — ■ Bolivia ● Top Score ■ Lower Middle Income ▲ Latin America & Caribbean

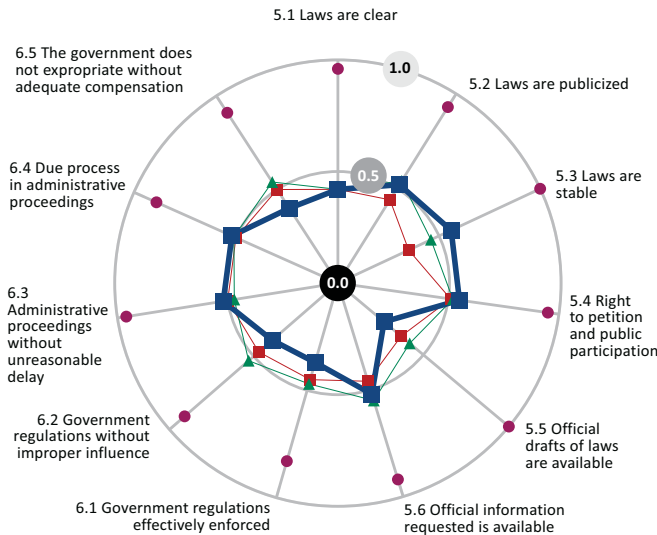
### Accountable Government



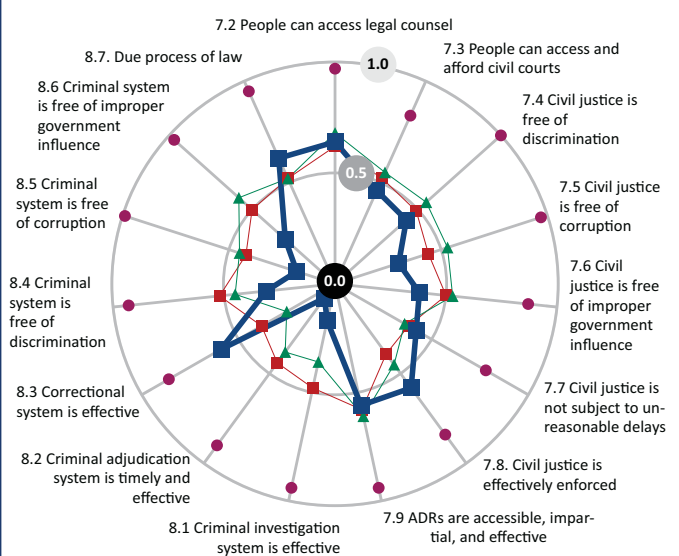
### Security and Fundamental Rights



### Open Government and Regulatory Enforcement



### Access to Justice



## 1. WJP Rule of Law Index™

Income  
Upper Middle

Region  
Latin America  
& Caribbean

Population  
193m (2010)  
87% Urban  
20% in three  
largest cities

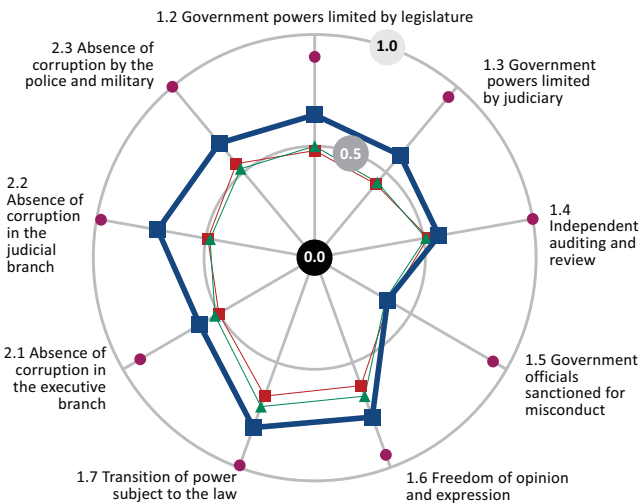
WJP Rule of Law Index Factors		Score	Global Ranking	Regional Ranking	Income Group Ranking
Factor 1:	Limited Government Powers	0.63	25/66	3/12	3/19
Factor 2:	Absence of Corruption	0.67	24/66	2/12	2/19
Factor 3:	Order and Security	0.62	52/66	5/12	12/19
Factor 4:	Fundamental Rights	0.68	25/66	3/12	4/19
Factor 5:	Open Government	0.51	30/66	5/12	6/19
Factor 6:	Regulatory Enforcement	0.56	27/66	3/12	5/19
Factor 7:	Access to Civil Justice	0.59	26/66	2/12	4/19
Factor 8:	Effective Criminal Justice	0.48	43/66	4/12	10/19

## 2. Scores for all WJP Rule of Law Index™ sub-factors

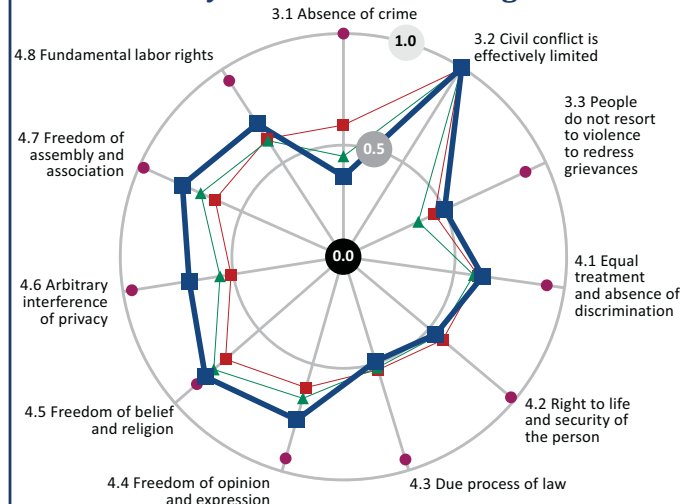
In each graph, a sub-factor is represented by a radius from the center of the circle to the periphery. The center of each circle corresponds to the lowest possible score for each sub-factor (0.00); the outer edge of the circle marks the highest possible score (1.00).

Key — ■ Brazil ● Top Score ■ Upper Middle Income ▲ Latin America & Caribbean

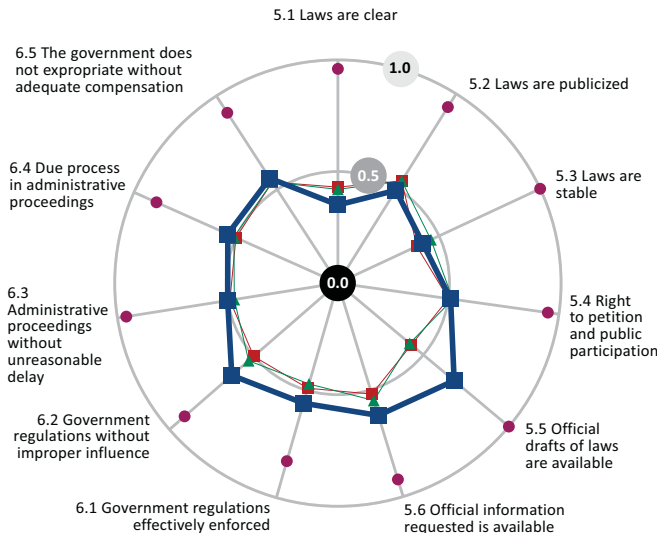
### Accountable Government



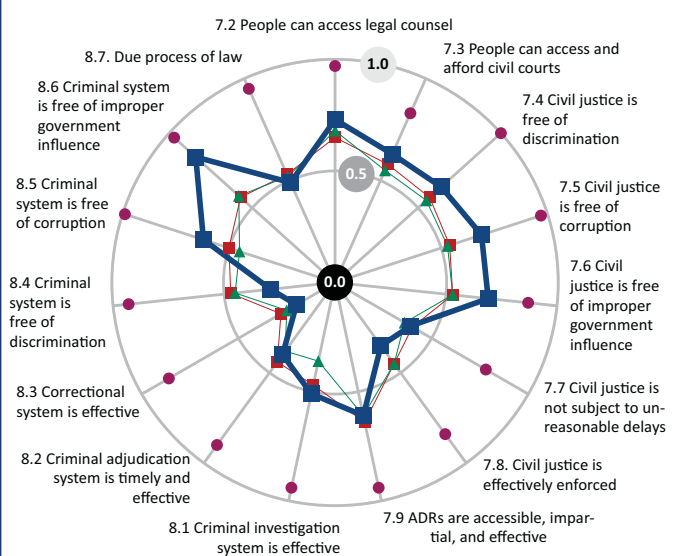
### Security and Fundamental Rights



### Open Government and Regulatory Enforcement



### Access to Justice



## 1. WJP Rule of Law Index™

Income  
Upper Middle

Region  
Eastern Europe  
& Central Asia

Population  
8m (2010)  
72% Urban  
25% in three  
largest cities

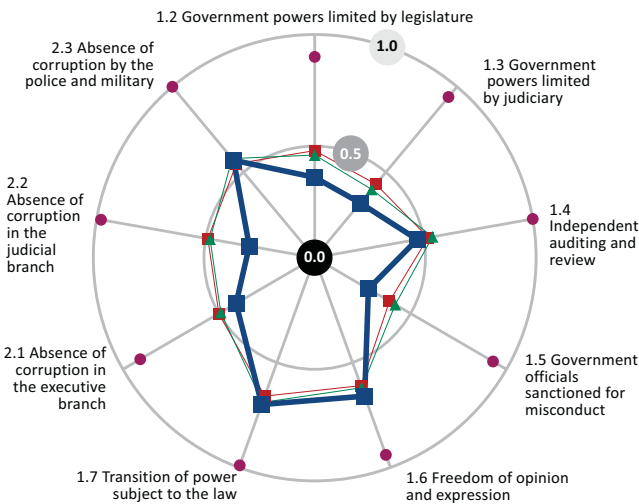
WJP Rule of Law Index Factors		Score	Global Ranking	Regional Ranking	Income Group Ranking
Factor 1:	Limited Government Powers	0.46	50/66	7/12	14/19
Factor 2:	Absence of Corruption	0.43	50/66	9/12	16/19
Factor 3:	Order and Security	0.75	34/66	11/12	6/19
Factor 4:	Fundamental Rights	0.63	38/66	7/12	11/19
Factor 5:	Open Government	0.46	37/66	6/12	8/19
Factor 6:	Regulatory Enforcement	0.49	44/66	8/12	13/19
Factor 7:	Access to Civil Justice	0.55	38/66	8/12	11/19
Factor 8:	Effective Criminal Justice	0.30	64/66	12/12	18/19

## 2. Scores for all WJP Rule of Law Index™ sub-factors

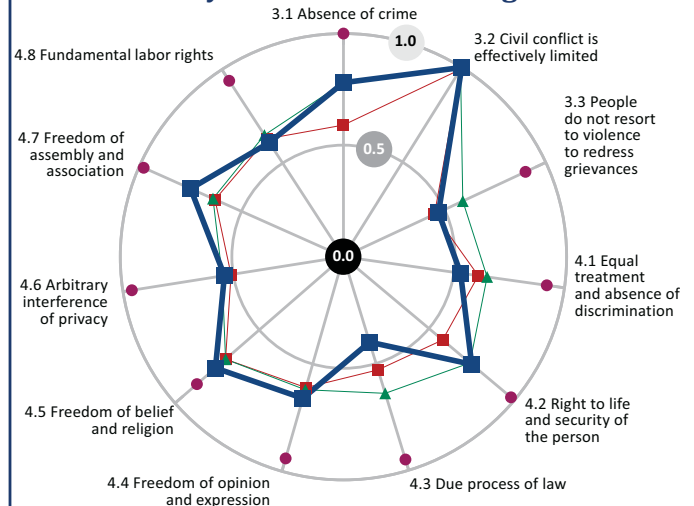
In each graph, a sub-factor is represented by a radius from the center of the circle to the periphery. The center of each circle corresponds to the lowest possible score for each sub-factor (0.00); the outer edge of the circle marks the highest possible score (1.00).

Key — ■ Bulgaria ● Top Score ■ Upper Middle Income ▲ Eastern Europe & Central Asia

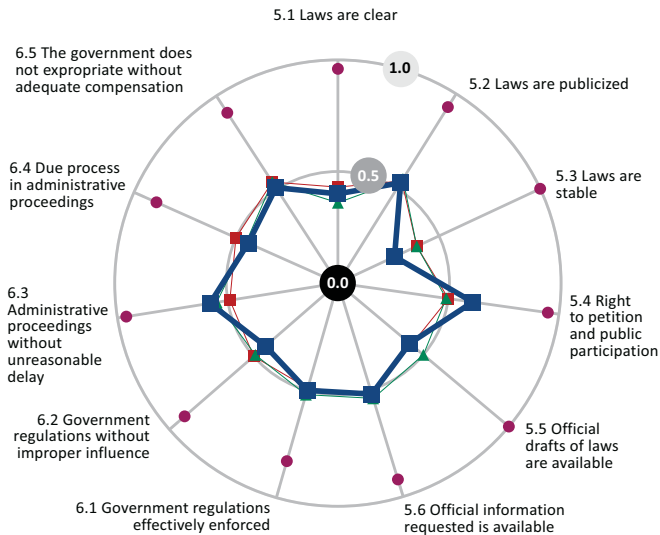
### Accountable Government



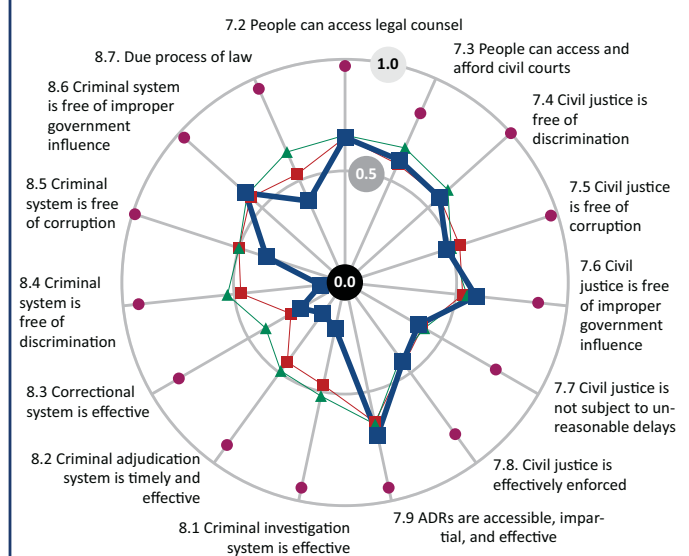
### Security and Fundamental Rights



### Open Government and Regulatory Enforcement



### Access to Justice



## 1. WJP Rule of Law Index™

Income  
Low

Region  
East Asia & Pacific

Population  
14m (2010)  
23% Urban  
13% in three  
largest cities

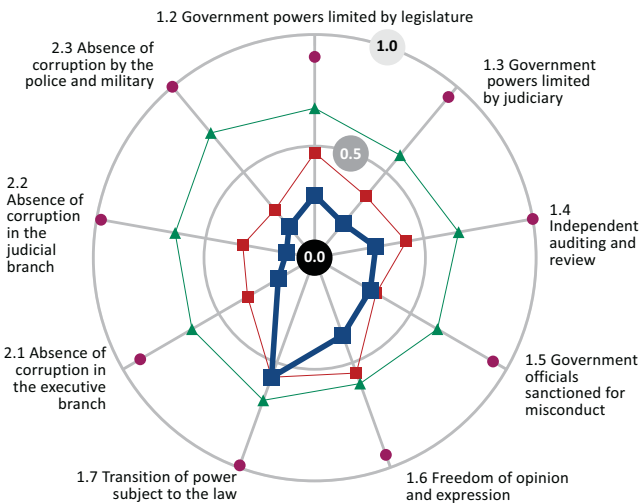
WJP Rule of Law Index Factors		Score	Global Ranking	Regional Ranking	Income Group Ranking
Factor 1:	Limited Government Powers	0.33	65/66	13/13	8/8
Factor 2:	Absence of Corruption	0.17	66/66	13/13	8/8
Factor 3:	Order and Security	0.70	43/66	13/13	2/8
Factor 4:	Fundamental Rights	0.42	62/66	12/13	7/8
Factor 5:	Open Government	0.34	61/66	13/13	6/8
Factor 6:	Regulatory Enforcement	0.27	65/66	13/13	7/8
Factor 7:	Access to Civil Justice	0.36	64/66	13/13	7/8
Factor 8:	Effective Criminal Justice	0.39	55/66	13/13	6/8

## 2. Scores for all WJP Rule of Law Index™ sub-factors

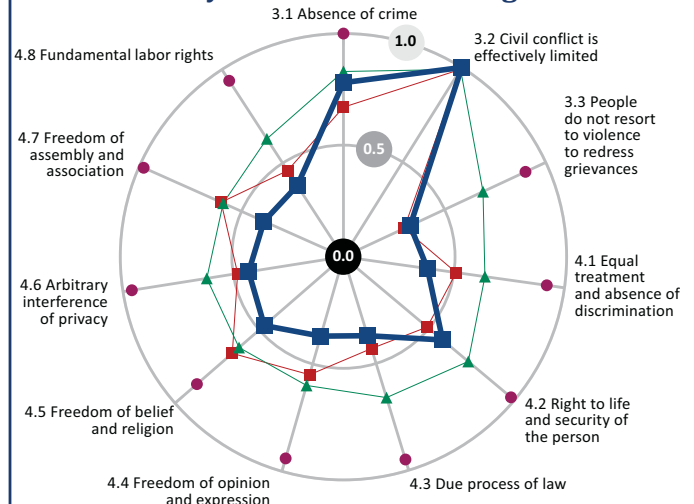
In each graph, a sub-factor is represented by a radius from the center of the circle to the periphery. The center of each circle corresponds to the lowest possible score for each sub-factor (0.00); the outer edge of the circle marks the highest possible score (1.00).

Key — ■ Cambodia ● Top Score ■ Low Income ▲ East Asia & Pacific

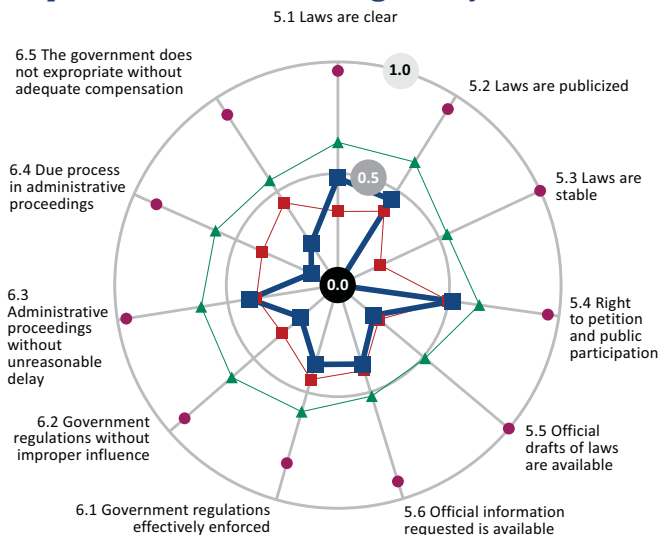
### Accountable Government



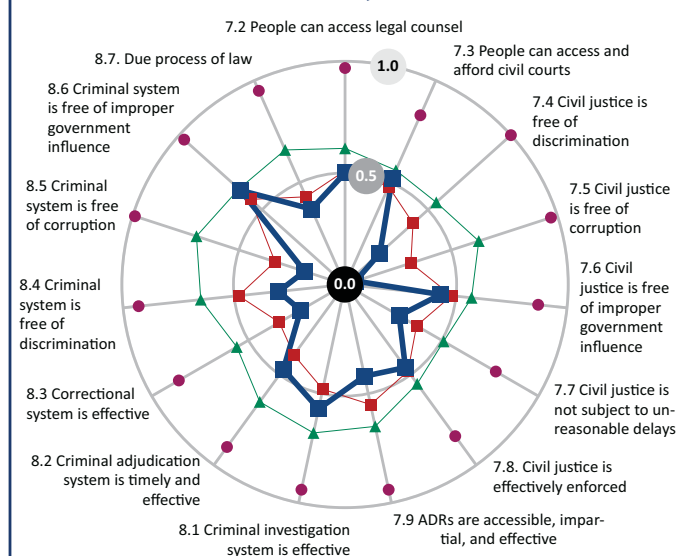
### Security and Fundamental Rights



### Open Government and Regulatory Enforcement



### Access to Justice



## 1. WJP Rule of Law Index™

Income  
Lower Middle

Region  
Sub-Saharan  
Africa

Population  
20m (2010)  
58% Urban  
20% in three  
largest cities

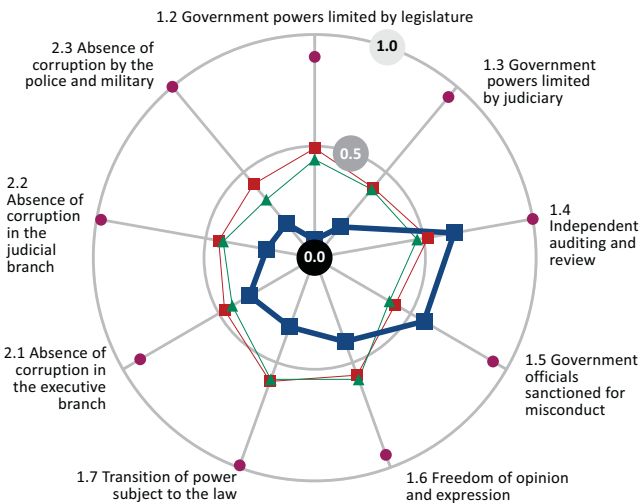
WJP Rule of Law Index Factors		Score	Global Ranking	Regional Ranking	Income Group Ranking
Factor 1:	Limited Government Powers	0.37	62/66	8/9	15/16
Factor 2:	Absence of Corruption	0.25	64/66	9/9	15/16
Factor 3:	Order and Security	0.66	46/66	2/9	10/16
Factor 4:	Fundamental Rights	0.48	56/66	7/9	12/16
Factor 5:	Open Government	0.31	63/66	7/9	15/16
Factor 6:	Regulatory Enforcement	0.44	56/66	6/9	14/16
Factor 7:	Access to Civil Justice	0.42	61/66	8/9	14/16
Factor 8:	Effective Criminal Justice	0.37	58/66	8/9	13/16

## 2. Scores for all WJP Rule of Law Index™ sub-factors

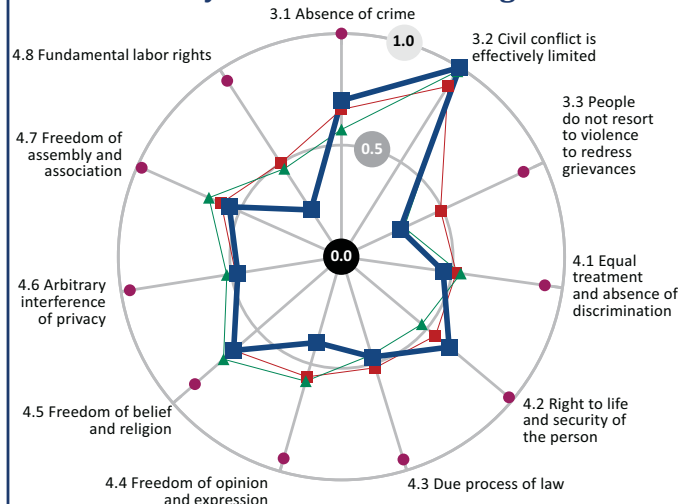
In each graph, a sub-factor is represented by a radius from the center of the circle to the periphery. The center of each circle corresponds to the lowest possible score for each sub-factor (0.00); the outer edge of the circle marks the highest possible score (1.00).

Key — ■ Cameroon ● Top Score ■ Lower Middle Income ▲ Sub-Saharan Africa

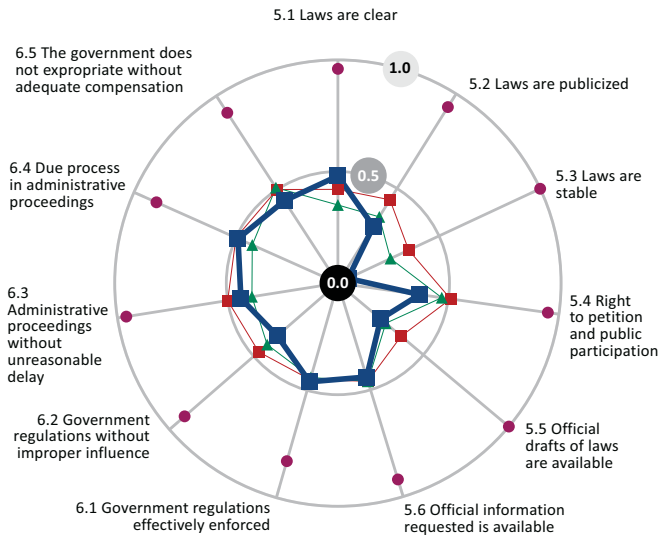
### Accountable Government



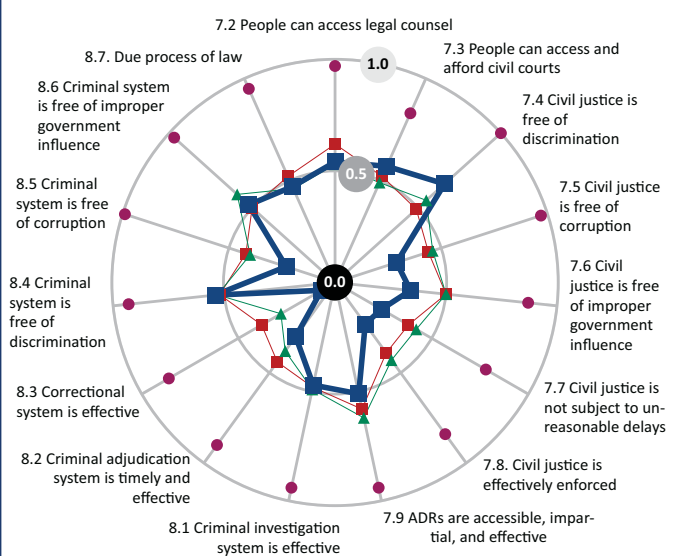
### Security and Fundamental Rights



### Open Government and Regulatory Enforcement



### Access to Justice





## 1. WJP Rule of Law Index™

Income  
High

Region  
Western Europe  
& North America

Population  
34m (2010)  
81% Urban  
34% in three  
largest cities

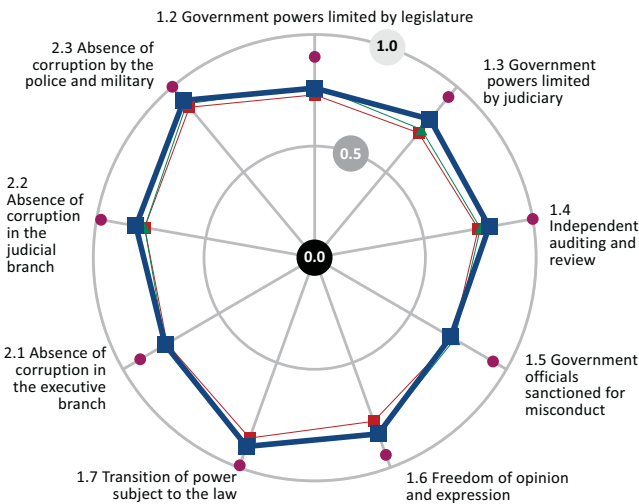
WJP Rule of Law Index Factors		Score	Global Ranking	Regional Ranking	Income Group Ranking
Factor 1:	Limited Government Powers	0.80	9/66	6/12	9/23
Factor 2:	Absence of Corruption	0.84	11/66	5/12	11/23
Factor 3:	Order and Security	0.90	7/66	3/12	7/23
Factor 4:	Fundamental Rights	0.79	14/66	9/12	14/23
Factor 5:	Open Government	0.77	6/66	4/12	6/23
Factor 6:	Regulatory Enforcement	0.72	13/66	7/12	13/23
Factor 7:	Access to Civil Justice	0.66	16/66	9/12	16/23
Factor 8:	Effective Criminal Justice	0.76	10/66	6/12	10/23

## 2. Scores for all WJP Rule of Law Index™ sub-factors

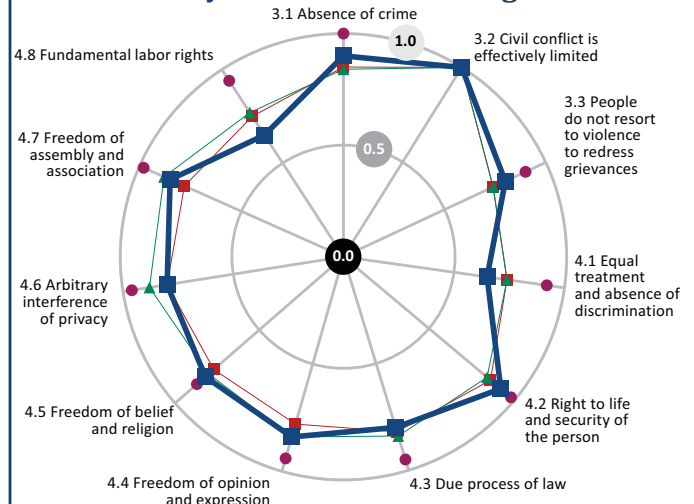
In each graph, a sub-factor is represented by a radius from the center of the circle to the periphery. The center of each circle corresponds to the lowest possible score for each sub-factor (0.00); the outer edge of the circle marks the highest possible score (1.00).

Key — ■ Canada ● Top Score ■ High Income ▲ Western Europe & North America

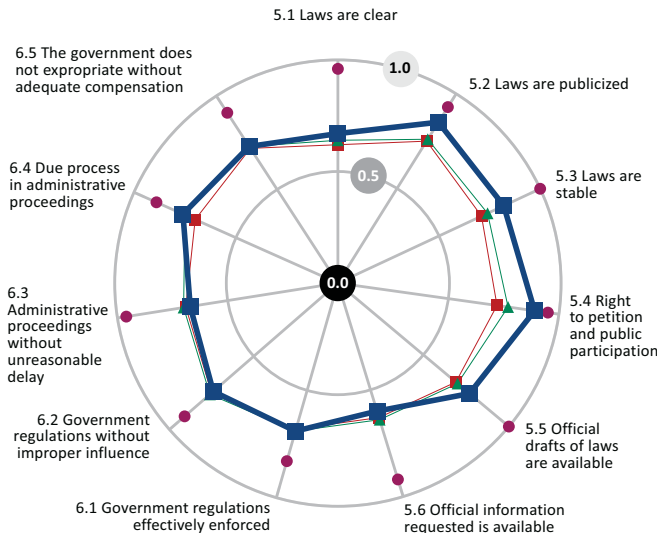
### Accountable Government



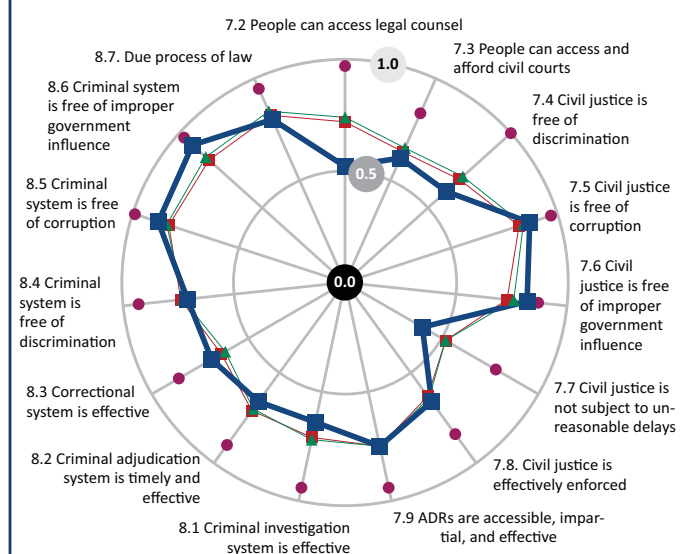
### Security and Fundamental Rights



### Open Government and Regulatory Enforcement



### Access to Justice



## 1. WJP Rule of Law Index™

Income  
Upper Middle

Region  
Latin America  
& Caribbean

Population  
17m (2010)  
89% Urban  
43% in three  
largest cities

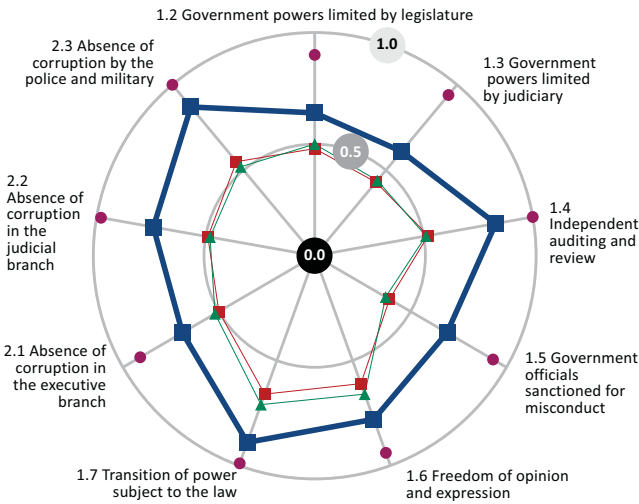
WJP Rule of Law Index Factors		Score	Global Ranking	Regional Ranking	Income Group Ranking
Factor 1:	Limited Government Powers	0.74	17/66	1/12	1/19
Factor 2:	Absence of Corruption	0.76	18/66	1/12	1/19
Factor 3:	Order and Security	0.67	45/66	1/12	10/19
Factor 4:	Fundamental Rights	0.75	18/66	1/12	1/19
Factor 5:	Open Government	0.63	16/66	1/12	1/19
Factor 6:	Regulatory Enforcement	0.63	20/66	1/12	1/19
Factor 7:	Access to Civil Justice	0.65	18/66	1/12	1/19
Factor 8:	Effective Criminal Justice	0.59	27/66	1/12	2/19

## 2. Scores for all WJP Rule of Law Index™ sub-factors

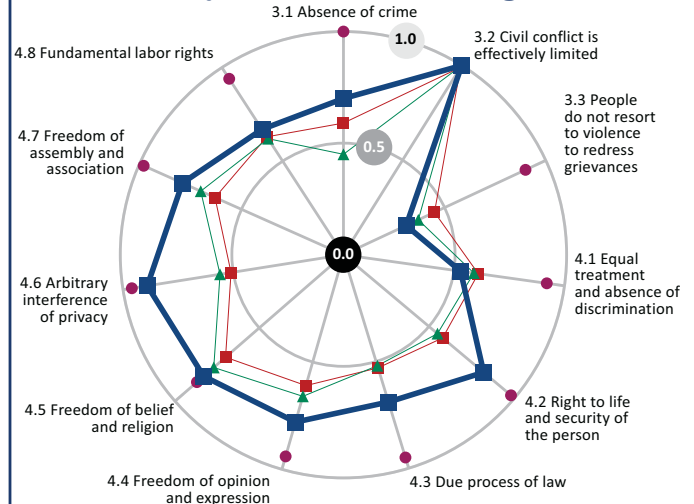
In each graph, a sub-factor is represented by a radius from the center of the circle to the periphery. The center of each circle corresponds to the lowest possible score for each sub-factor (0.00); the outer edge of the circle marks the highest possible score (1.00).

Key — ■ Chile ● Top Score ■ Upper Middle Income ▲ Latin America & Caribbean

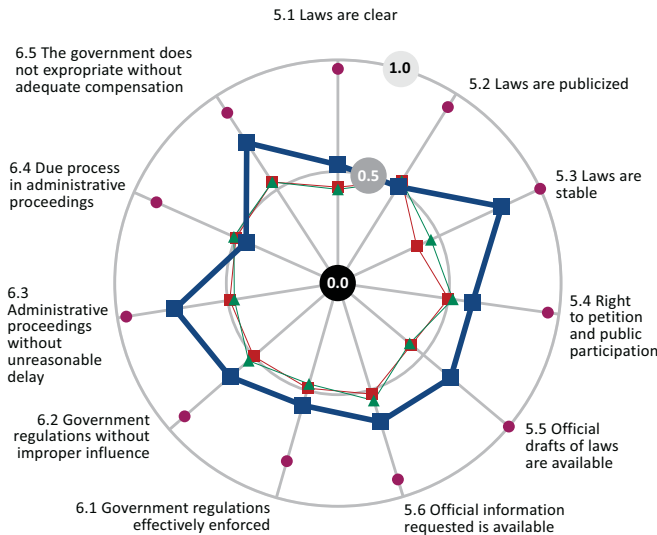
### Accountable Government



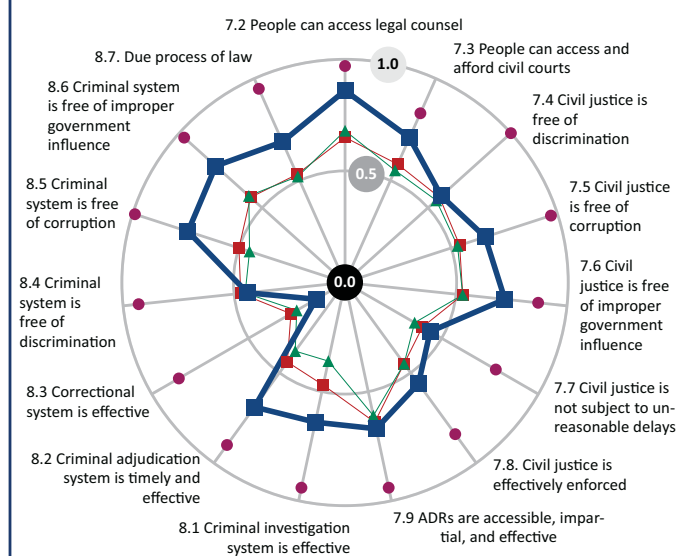
### Security and Fundamental Rights



### Open Government and Regulatory Enforcement



### Access to Justice



### 1. WJP Rule of Law Index™

Income  
Lower Middle

Region  
East Asia & Pacific

Population  
1,341m (2010)  
45% Urban  
3% in three largest cities

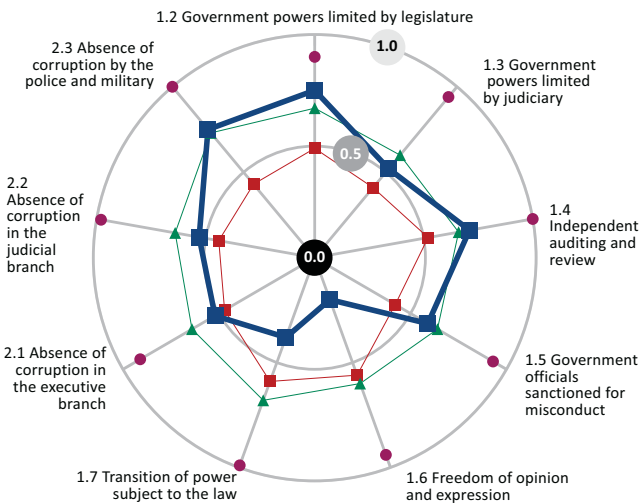
WJP Rule of Law Index Factors		Score	Global Ranking	Regional Ranking	Income Group Ranking
Factor 1:	Limited Government Powers	0.53	39/66	11/13	7/16
Factor 2:	Absence of Corruption	0.60	30/66	9/13	3/16
Factor 3:	Order and Security	0.82	23/66	9/13	2/16
Factor 4:	Fundamental Rights	0.40	64/66	13/13	15/16
Factor 5:	Open Government	0.55	26/66	7/13	2/16
Factor 6:	Regulatory Enforcement	0.51	37/66	10/13	6/16
Factor 7:	Access to Civil Justice	0.52	45/66	9/13	6/16
Factor 8:	Effective Criminal Justice	0.61	25/66	8/13	2/16

### 2. Scores for all WJP Rule of Law Index™ sub-factors

In each graph, a sub-factor is represented by a radius from the center of the circle to the periphery. The center of each circle corresponds to the lowest possible score for each sub-factor (0.00); the outer edge of the circle marks the highest possible score (1.00).

Key — ■ China ● Top Score ■ Lower Middle Income ▲ East Asia & Pacific

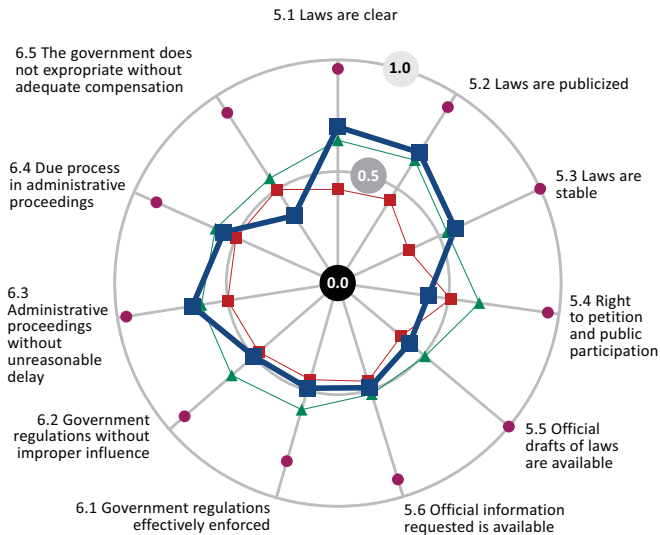
#### Accountable Government



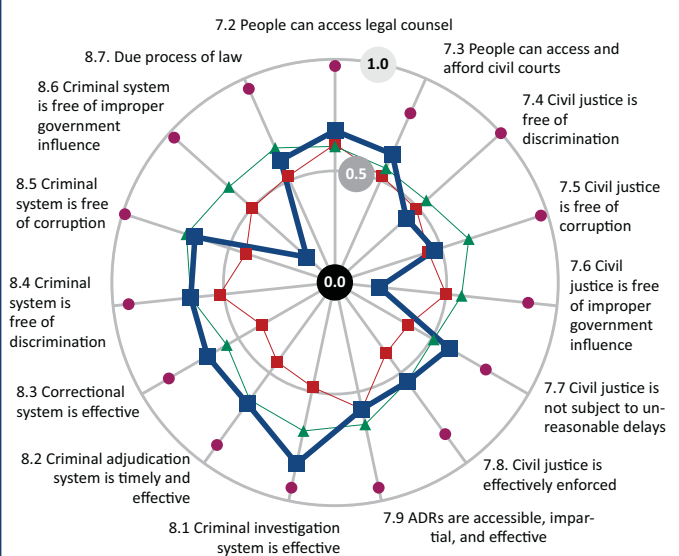
#### Security and Fundamental Rights



#### Open Government and Regulatory Enforcement



#### Access to Justice



## 1. WJP Rule of Law Index™

Income  
Upper Middle

Region  
Latin America  
& Caribbean

Population  
46m (2010)  
75% Urban  
31% in three  
largest cities

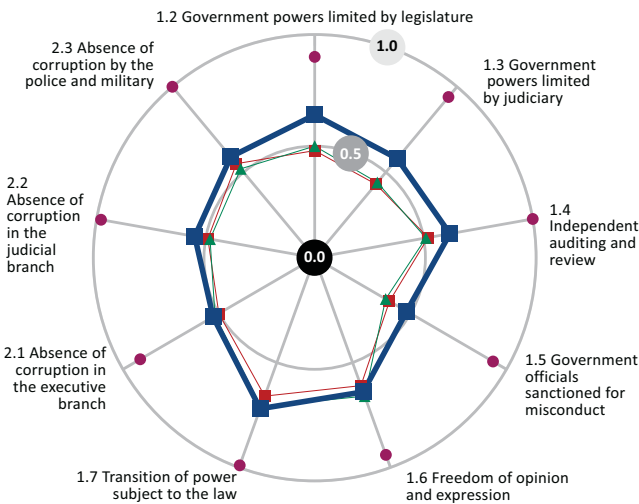
WJP Rule of Law Index Factors		Score	Global Ranking	Regional Ranking	Income Group Ranking
Factor 1:	Limited Government Powers	0.62	27/66	4/12	5/19
Factor 2:	Absence of Corruption	0.56	34/66	5/12	7/19
Factor 3:	Order and Security	0.55	62/66	11/12	17/19
Factor 4:	Fundamental Rights	0.59	42/66	8/12	12/19
Factor 5:	Open Government	0.59	18/66	2/12	2/19
Factor 6:	Regulatory Enforcement	0.56	24/66	2/12	3/19
Factor 7:	Access to Civil Justice	0.58	29/66	3/12	7/19
Factor 8:	Effective Criminal Justice	0.43	49/66	6/12	14/19

## 2. Scores for all WJP Rule of Law Index™ sub-factors

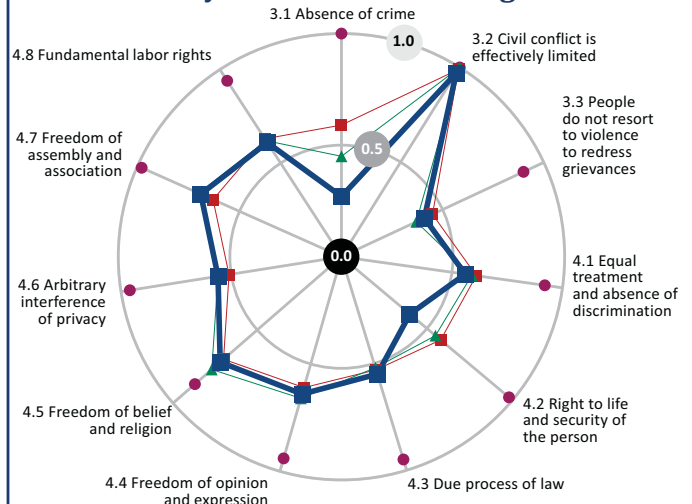
In each graph, a sub-factor is represented by a radius from the center of the circle to the periphery. The center of each circle corresponds to the lowest possible score for each sub-factor (0.00); the outer edge of the circle marks the highest possible score (1.00).

Key — ■ Colombia ● Top Score ■ Upper Middle Income ▲ Latin America & Caribbean

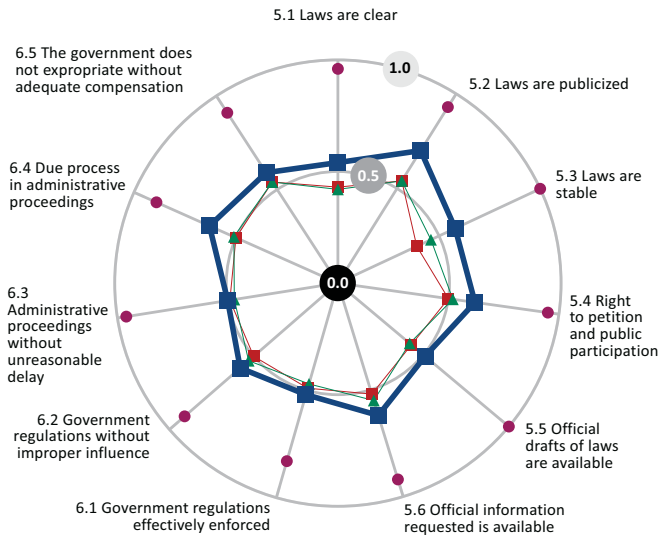
### Accountable Government



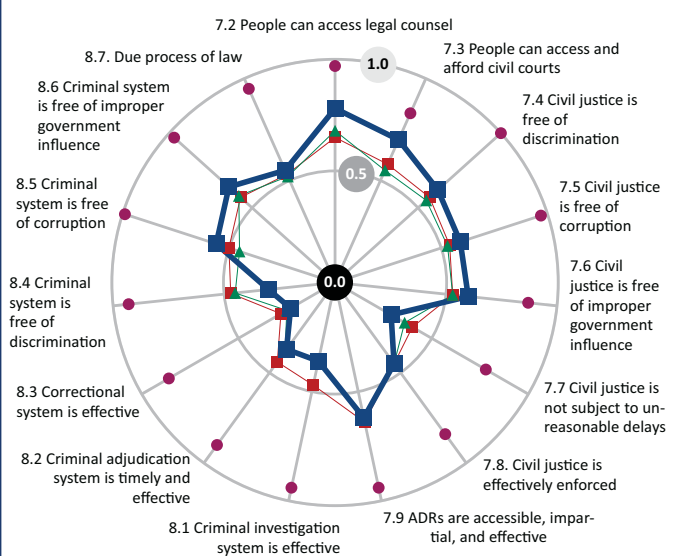
### Security and Fundamental Rights



### Open Government and Regulatory Enforcement



### Access to Justice



## 1. WJP Rule of Law Index™

Income  
High

Region  
Eastern Europe  
& Central Asia

Population  
4m (2010)  
58% Urban  
23% in three  
largest cities

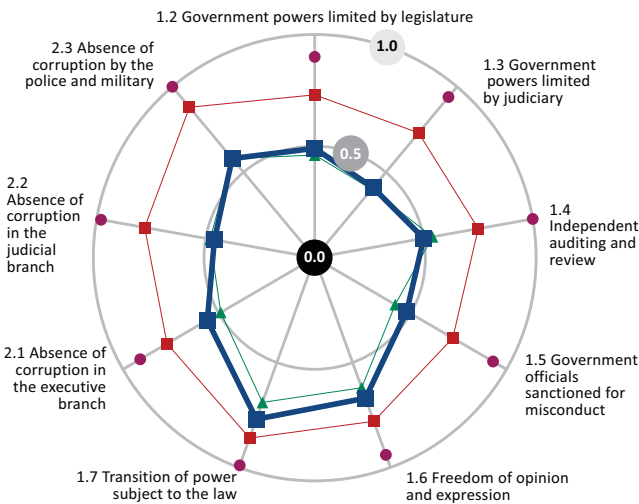
WJP Rule of Law Index Factors		Score	Global Ranking	Regional Ranking	Income Group Ranking
Factor 1:	Limited Government Powers	0.55	33/66	4/12	23/23
Factor 2:	Absence of Corruption	0.54	35/66	5/12	23/23
Factor 3:	Order and Security	0.78	29/66	7/12	22/23
Factor 4:	Fundamental Rights	0.67	27/66	5/12	21/23
Factor 5:	Open Government	0.48	33/66	4/12	22/23
Factor 6:	Regulatory Enforcement	0.51	38/66	6/12	23/23
Factor 7:	Access to Civil Justice	0.57	33/66	6/12	22/23
Factor 8:	Effective Criminal Justice	0.50	37/66	6/12	23/23

## 2. Scores for all WJP Rule of Law Index™ sub-factors

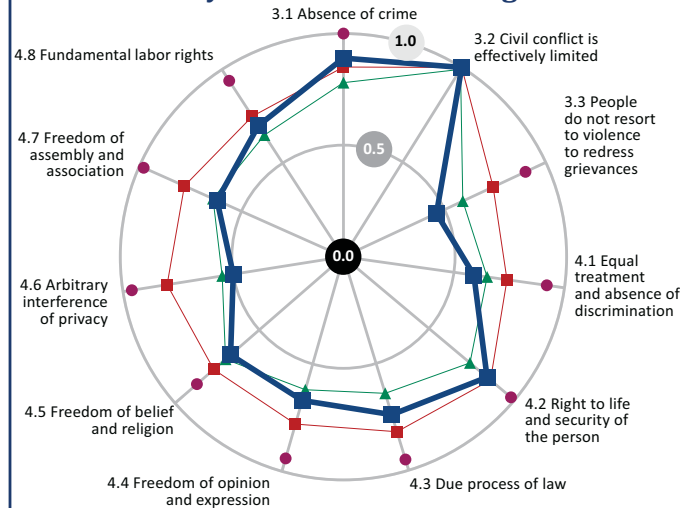
In each graph, a sub-factor is represented by a radius from the center of the circle to the periphery. The center of each circle corresponds to the lowest possible score for each sub-factor (0.00); the outer edge of the circle marks the highest possible score (1.00).

Key — ■ Croatia ● Top Score ■ High Income ▲ Eastern Europe & Central Asia

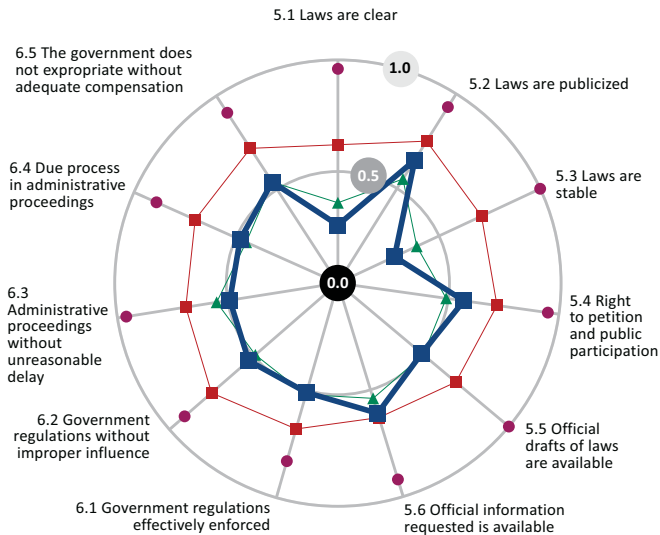
### Accountable Government



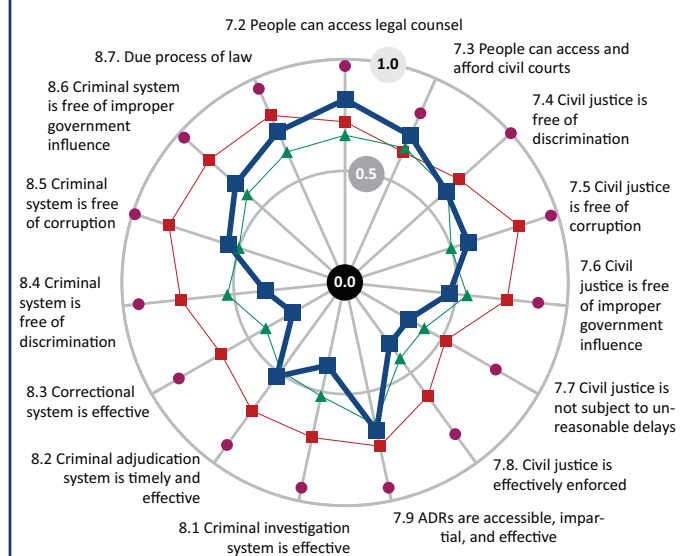
### Security and Fundamental Rights



### Open Government and Regulatory Enforcement



### Access to Justice



## 1. WJP Rule of Law Index™

Income  
High

Region  
Eastern Europe  
& Central Asia

Population  
11m (2010)  
74% Urban  
17% in three  
largest cities

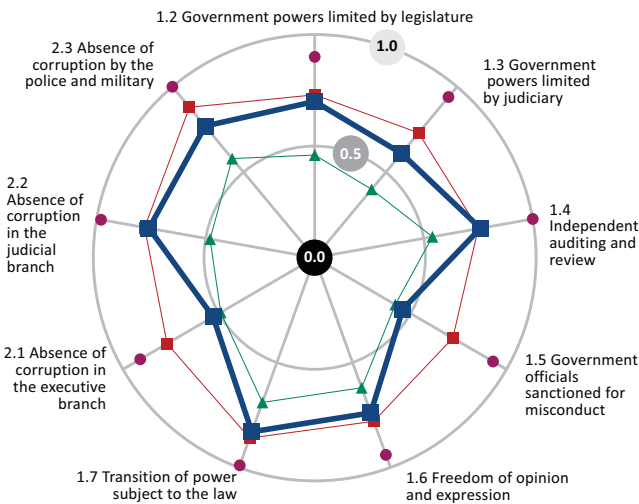
WJP Rule of Law Index Factors		Score	Global Ranking	Regional Ranking	Income Group Ranking
Factor 1:	Limited Government Powers	0.68	21/66	3/12	19/23
Factor 2:	Absence of Corruption	0.68	23/66	3/12	22/23
Factor 3:	Order and Security	0.81	24/66	4/12	20/23
Factor 4:	Fundamental Rights	0.82	9/66	2/12	9/23
Factor 5:	Open Government	0.53	28/66	3/12	21/23
Factor 6:	Regulatory Enforcement	0.56	26/66	3/12	21/23
Factor 7:	Access to Civil Justice	0.64	20/66	2/12	19/23
Factor 8:	Effective Criminal Justice	0.76	12/66	1/12	12/23

## 2. Scores for all WJP Rule of Law Index™ sub-factors

In each graph, a sub-factor is represented by a radius from the center of the circle to the periphery. The center of each circle corresponds to the lowest possible score for each sub-factor (0.00); the outer edge of the circle marks the highest possible score (1.00).

Key — ■ Czech Republic ● Top Score ■ High Income ▲ Eastern Europe & Central Asia

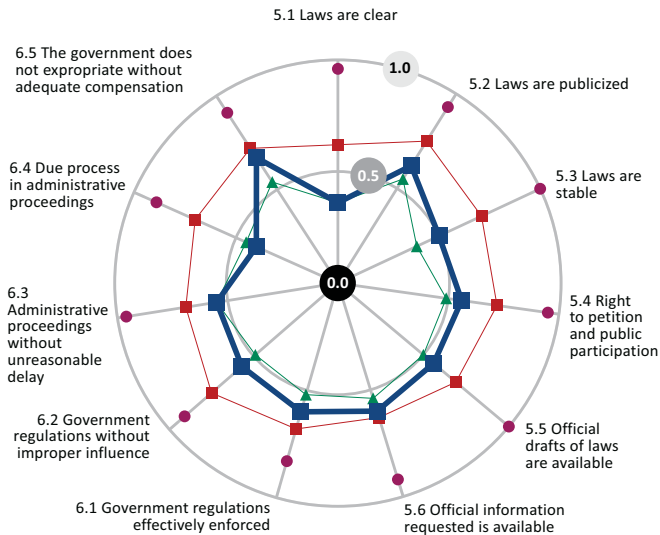
### Accountable Government



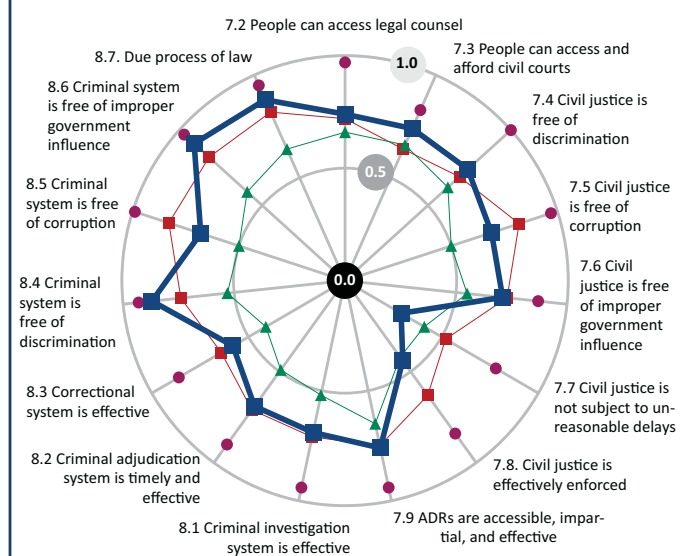
### Security and Fundamental Rights



### Open Government and Regulatory Enforcement



### Access to Justice



## 1. WJP Rule of Law Index™

Income  
Upper Middle

Region  
Latin America & Caribbean

Population  
10m (2010)  
71% Urban  
31% in three largest cities

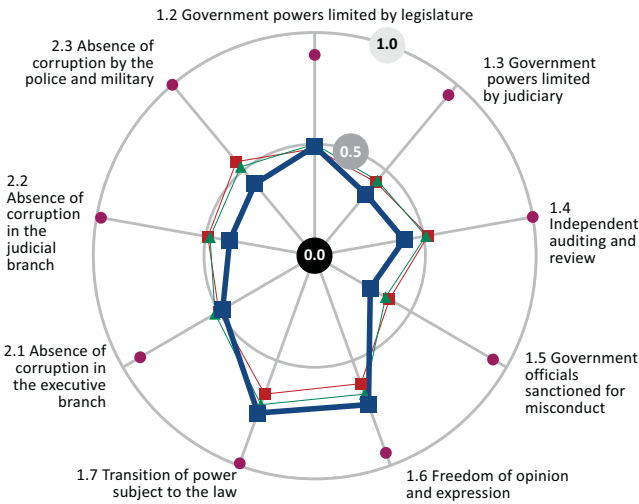
WJP Rule of Law Index Factors		Score	Global Ranking	Regional Ranking	Income Group Ranking
Factor 1:	Limited Government Powers	0.50	46/66	8/12	11/19
Factor 2:	Absence of Corruption	0.43	49/66	9/12	15/19
Factor 3:	Order and Security	0.57	60/66	10/12	16/19
Factor 4:	Fundamental Rights	0.63	36/66	7/12	10/19
Factor 5:	Open Government	0.46	38/66	7/12	9/19
Factor 6:	Regulatory Enforcement	0.44	54/66	9/12	16/19
Factor 7:	Access to Civil Justice	0.55	39/66	7/12	12/19
Factor 8:	Effective Criminal Justice	0.48	44/66	5/12	11/19

## 2. Scores for all WJP Rule of Law Index™ sub-factors

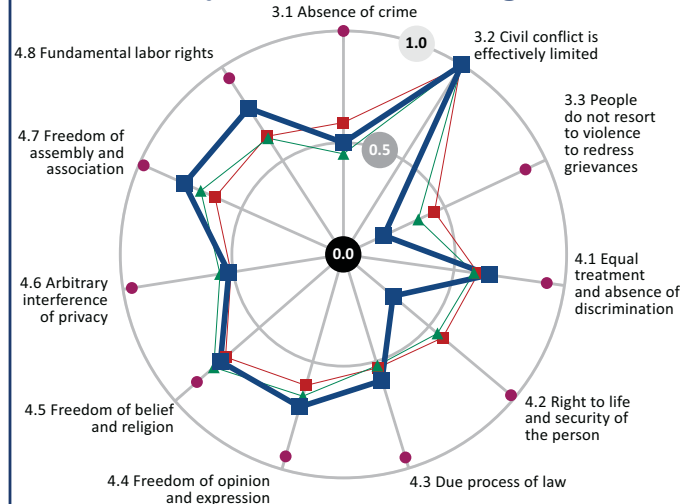
In each graph, a sub-factor is represented by a radius from the center of the circle to the periphery. The center of each circle corresponds to the lowest possible score for each sub-factor (0.00); the outer edge of the circle marks the highest possible score (1.00).

Key — ■ Dominican Republic ● Top Score ■ Upper Middle Income ▲ Latin America & Caribbean

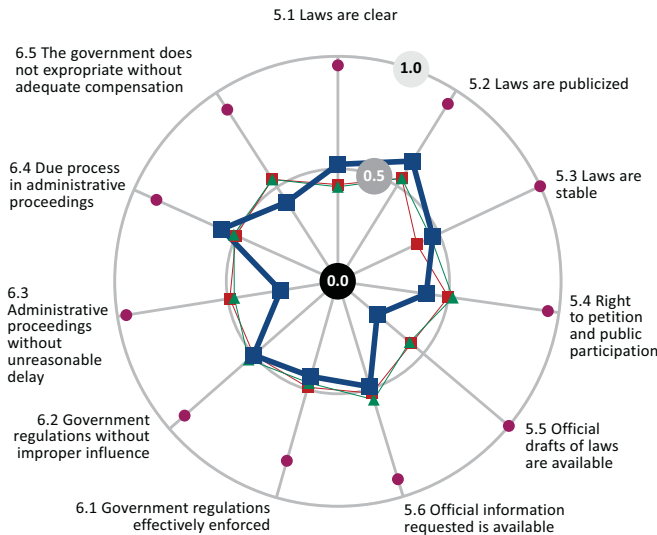
### Accountable Government



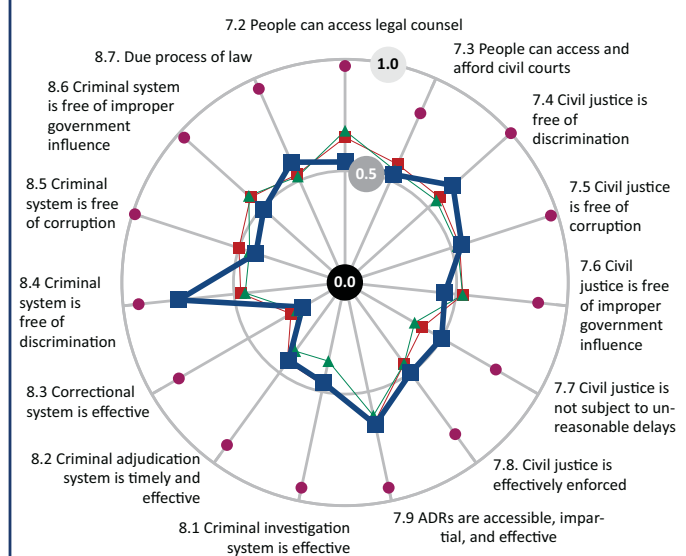
### Security and Fundamental Rights



### Open Government and Regulatory Enforcement



### Access to Justice



## 1. WJP Rule of Law Index™

Income  
Lower Middle

Region  
Latin America  
& Caribbean

Population  
6m (2010)  
61% Urban  
34% in three  
largest cities

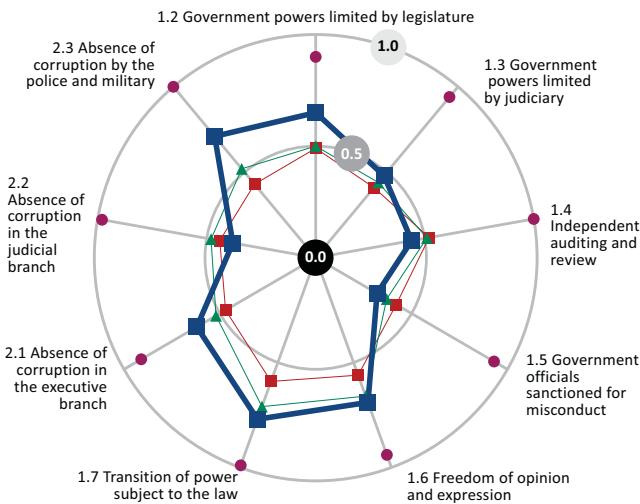
WJP Rule of Law Index Factors		Score	Global Ranking	Regional Ranking	Income Group Ranking
Factor 1:	Limited Government Powers	0.56	32/66	5/12	4/16
Factor 2:	Absence of Corruption	0.57	33/66	4/12	5/16
Factor 3:	Order and Security	0.64	49/66	3/12	11/16
Factor 4:	Fundamental Rights	0.63	34/66	6/12	3/16
Factor 5:	Open Government	0.43	46/66	10/12	9/16
Factor 6:	Regulatory Enforcement	0.55	28/66	4/12	2/16
Factor 7:	Access to Civil Justice	0.55	37/66	6/12	3/16
Factor 8:	Effective Criminal Justice	0.40	54/66	8/12	12/16

## 2. Scores for all WJP Rule of Law Index™ sub-factors

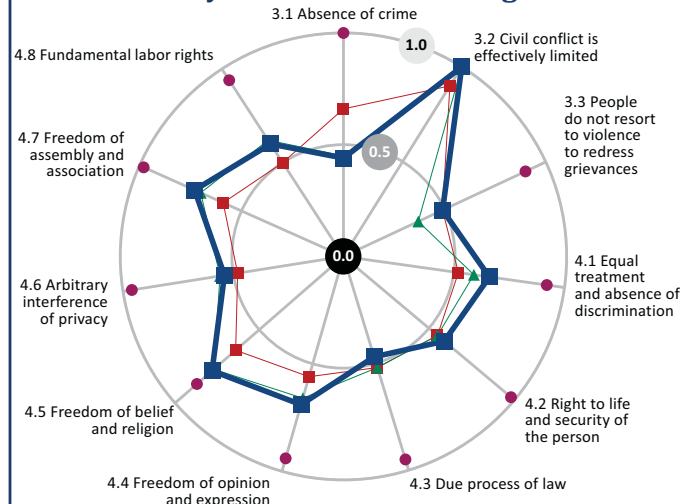
In each graph, a sub-factor is represented by a radius from the center of the circle to the periphery. The center of each circle corresponds to the lowest possible score for each sub-factor (0.00); the outer edge of the circle marks the highest possible score (1.00).

Key — ■ El Salvador ● Top Score ■ Lower Middle Income ▲ Latin America & Caribbean

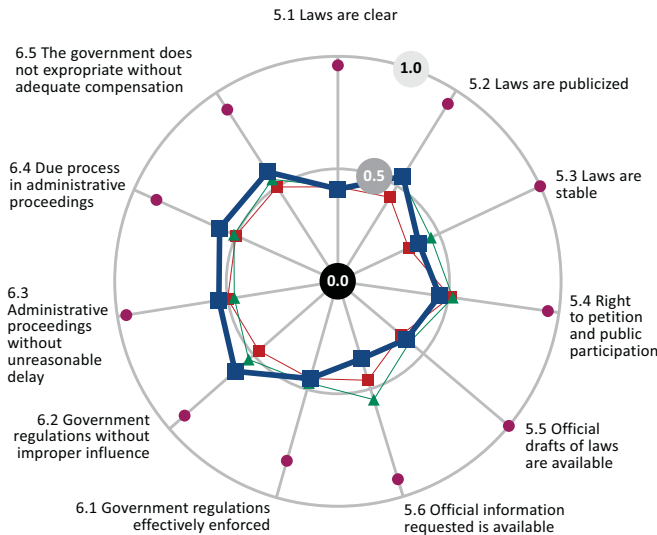
### Accountable Government



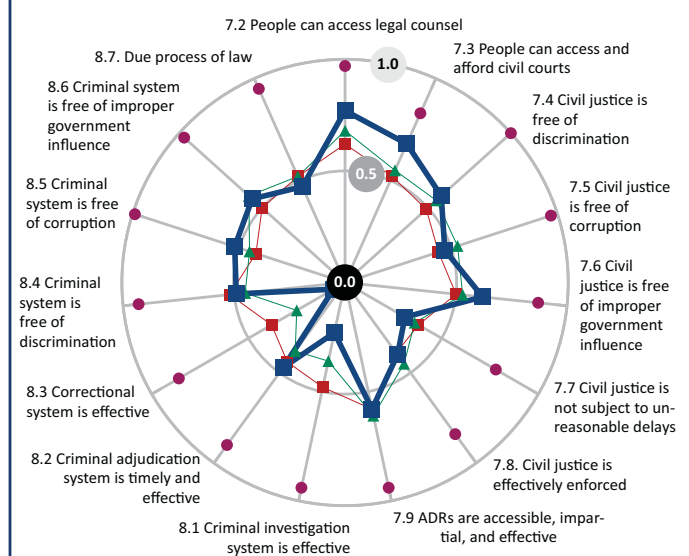
### Security and Fundamental Rights



### Open Government and Regulatory Enforcement



### Access to Justice





## 1. WJP Rule of Law Index™

Income  
High

Region  
Eastern Europe  
& Central Asia

Population  
1m (2010)  
70% Urban  
43% in three  
largest cities

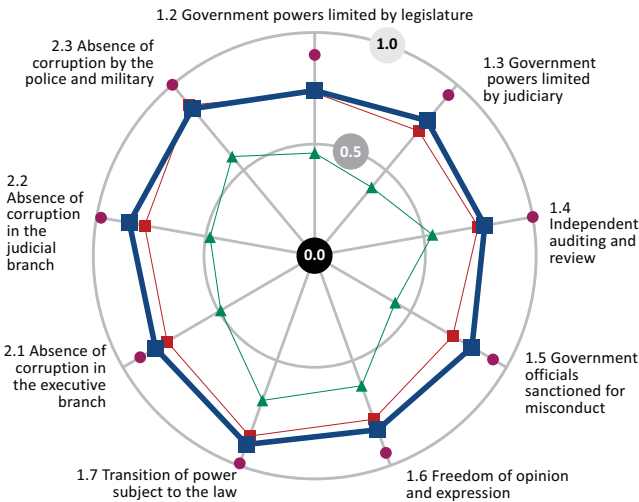
WJP Rule of Law Index Factors		Score	Global Ranking	Regional Ranking	Income Group Ranking
Factor 1:	Limited Government Powers	0.81	8/66	1/12	8/23
Factor 2:	Absence of Corruption	0.85	10/66	1/12	10/23
Factor 3:	Order and Security	0.84	17/66	1/12	16/23
Factor 4:	Fundamental Rights	0.83	7/66	1/12	7/23
Factor 5:	Open Government	0.72	12/66	1/12	12/23
Factor 6:	Regulatory Enforcement	0.76	9/66	1/12	9/23
Factor 7:	Access to Civil Justice	0.73	6/66	1/12	6/23
Factor 8:	Effective Criminal Justice	0.75	14/66	2/12	14/23

## 2. Scores for all WJP Rule of Law Index™ sub-factors

In each graph, a sub-factor is represented by a radius from the center of the circle to the periphery. The center of each circle corresponds to the lowest possible score for each sub-factor (0.00); the outer edge of the circle marks the highest possible score (1.00).

Key — ■ Estonia ● Top Score ■ High Income ▲ Eastern Europe & Central Asia

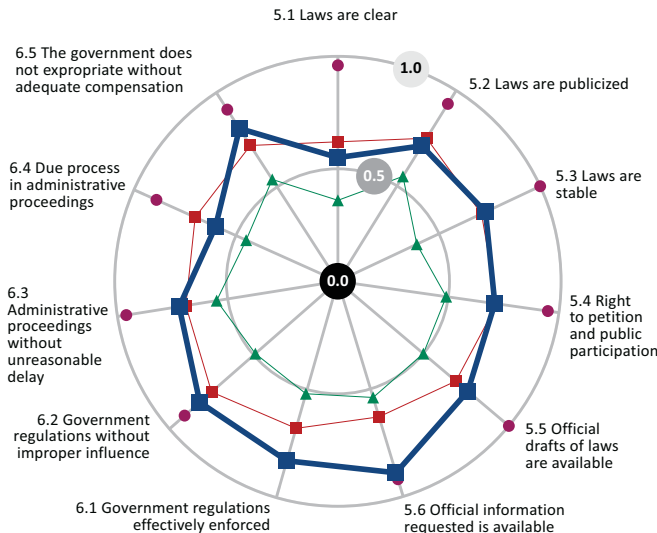
### Accountable Government



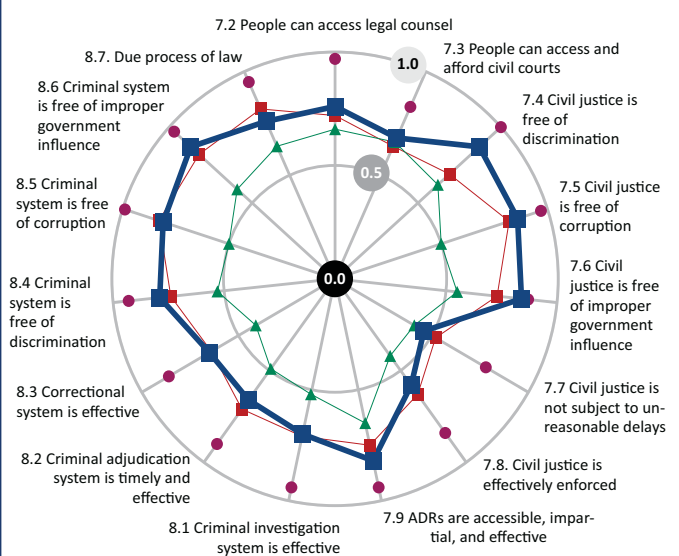
### Security and Fundamental Rights



### Open Government and Regulatory Enforcement



### Access to Justice



## 1. WJP Rule of Law Index™

Income  
Low

Region  
Sub-Saharan  
Africa

Population  
85m (2010)  
18% Urban  
5% in three  
largest cities

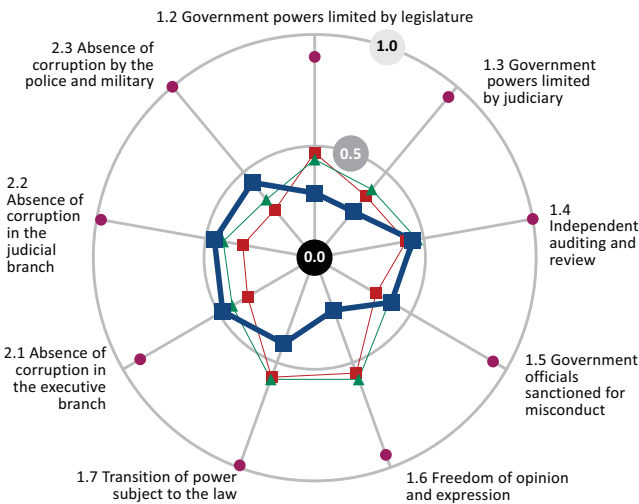
WJP Rule of Law Index Factors		Score	Global Ranking	Regional Ranking	Income Group Ranking
Factor 1:	Limited Government Powers	0.35	63/66	9/9	7/8
Factor 2:	Absence of Corruption	0.46	43/66	4/9	2/8
Factor 3:	Order and Security	0.63	51/66	4/9	5/8
Factor 4:	Fundamental Rights	0.40	63/66	9/9	8/8
Factor 5:	Open Government	0.34	60/66	5/9	5/8
Factor 6:	Regulatory Enforcement	0.39	62/66	7/9	5/8
Factor 7:	Access to Civil Justice	0.52	42/66	4/9	2/8
Factor 8:	Effective Criminal Justice	0.42	52/66	6/9	5/8

## 2. Scores for all WJP Rule of Law Index™ sub-factors

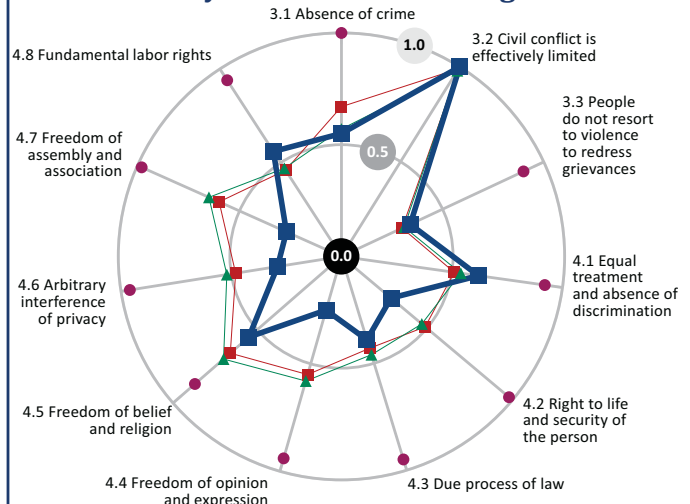
In each graph, a sub-factor is represented by a radius from the center of the circle to the periphery. The center of each circle corresponds to the lowest possible score for each sub-factor (0.00); the outer edge of the circle marks the highest possible score (1.00).

Key — ■ Ethiopia ● Top Score ■ Low Income ▲ Sub-Saharan Africa

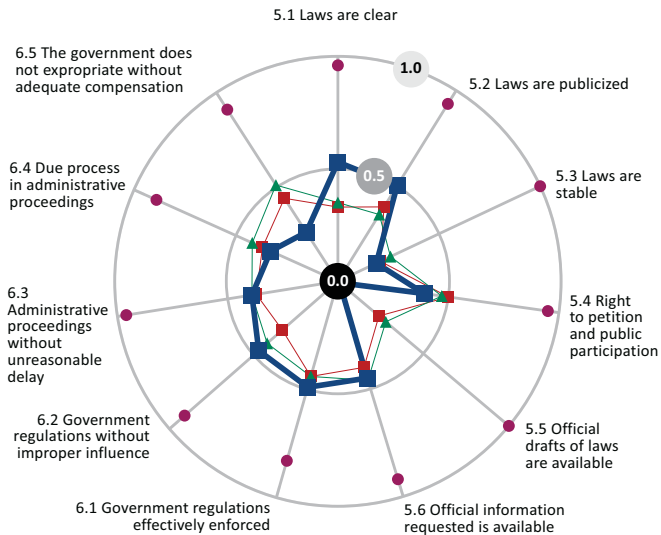
### Accountable Government



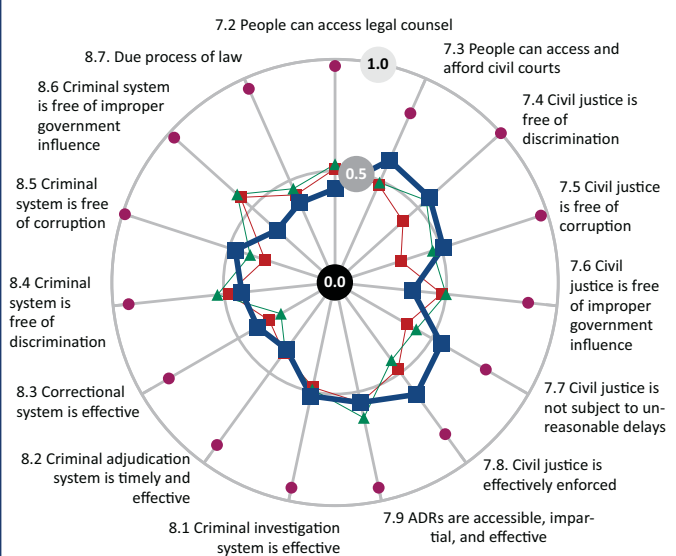
### Security and Fundamental Rights



### Open Government and Regulatory Enforcement



### Access to Justice



## 1. WJP Rule of Law Index™

Income  
High

Region  
Western Europe  
& North America

Population  
63m (2010)  
78% Urban  
20% in three  
largest cities

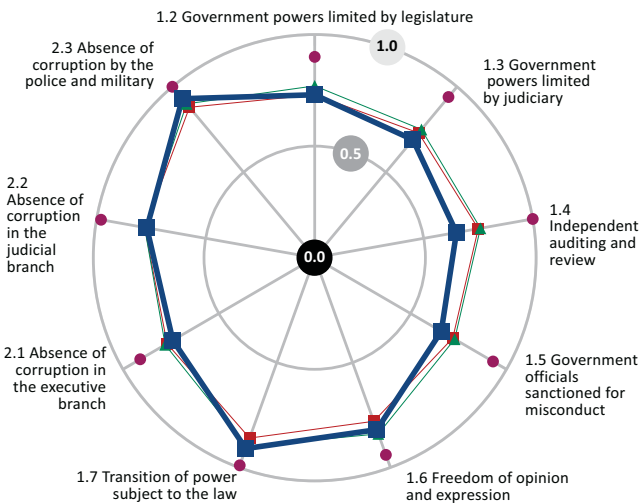
WJP Rule of Law Index Factors		Score	Global Ranking	Regional Ranking	Income Group Ranking
Factor 1:	Limited Government Powers	0.74	16/66	10/12	16/23
Factor 2:	Absence of Corruption	0.82	14/66	7/12	14/23
Factor 3:	Order and Security	0.84	16/66	9/12	15/23
Factor 4:	Fundamental Rights	0.79	15/66	10/12	15/23
Factor 5:	Open Government	0.61	17/66	10/12	16/23
Factor 6:	Regulatory Enforcement	0.71	14/66	8/12	14/23
Factor 7:	Access to Civil Justice	0.67	15/66	8/12	15/23
Factor 8:	Effective Criminal Justice	0.67	22/66	12/12	22/23

## 2. Scores for all WJP Rule of Law Index™ sub-factors

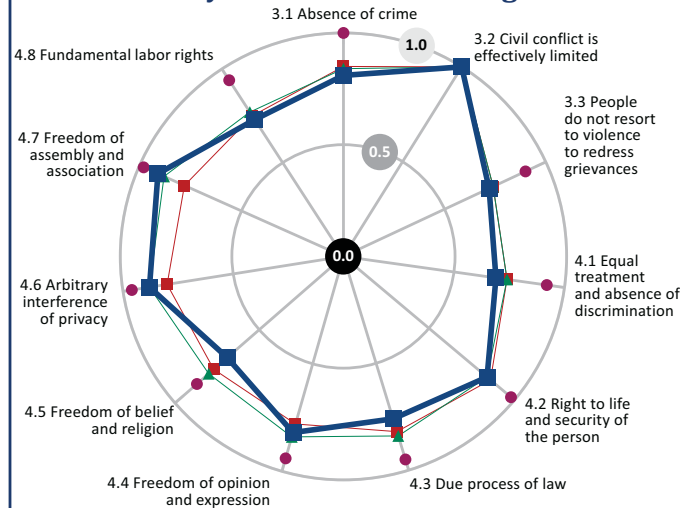
In each graph, a sub-factor is represented by a radius from the center of the circle to the periphery. The center of each circle corresponds to the lowest possible score for each sub-factor (0.00); the outer edge of the circle marks the highest possible score (1.00).

Key — ■ France ● Top Score ■ High Income ▲ Western Europe & North America

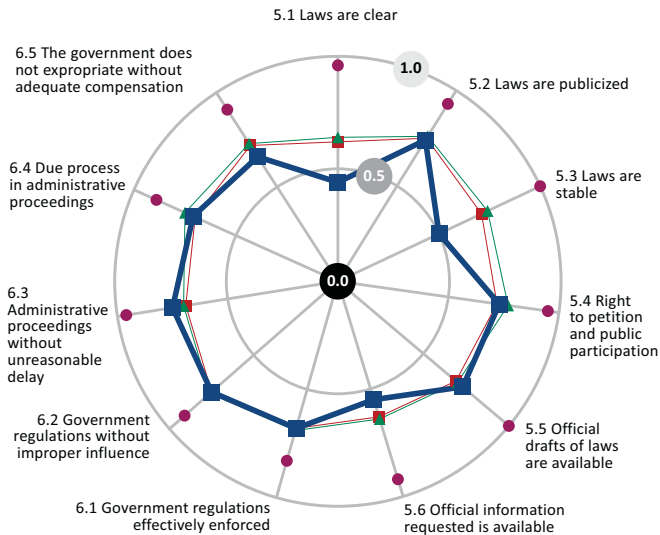
### Accountable Government



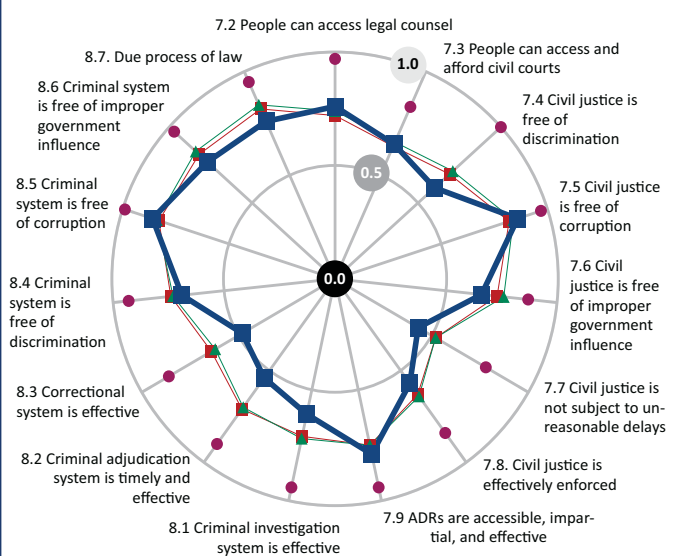
### Security and Fundamental Rights



### Open Government and Regulatory Enforcement



### Access to Justice



## 1. WJP Rule of Law Index™

Income  
High

Region  
Western Europe  
& North America

Population  
82m (2010)  
74% Urban  
8% in three  
largest cities

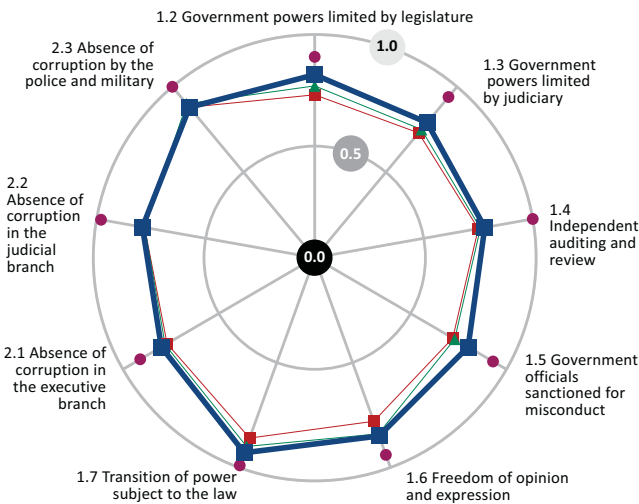
WJP Rule of Law Index Factors		Score	Global Ranking	Regional Ranking	Income Group Ranking
Factor 1:	Limited Government Powers	0.83	5/66	3/12	5/23
Factor 2:	Absence of Corruption	0.82	12/66	6/12	12/23
Factor 3:	Order and Security	0.88	9/66	5/12	9/23
Factor 4:	Fundamental Rights	0.85	6/66	5/12	6/23
Factor 5:	Open Government	0.74	11/66	7/12	11/23
Factor 6:	Regulatory Enforcement	0.76	7/66	5/12	7/23
Factor 7:	Access to Civil Justice	0.79	2/66	2/12	2/23
Factor 8:	Effective Criminal Justice	0.78	9/66	5/12	9/23

## 2. Scores for all WJP Rule of Law Index™ sub-factors

In each graph, a sub-factor is represented by a radius from the center of the circle to the periphery. The center of each circle corresponds to the lowest possible score for each sub-factor (0.00); the outer edge of the circle marks the highest possible score (1.00).

Key — ■ Germany ● Top Score ■ High Income ▲ Western Europe & North America

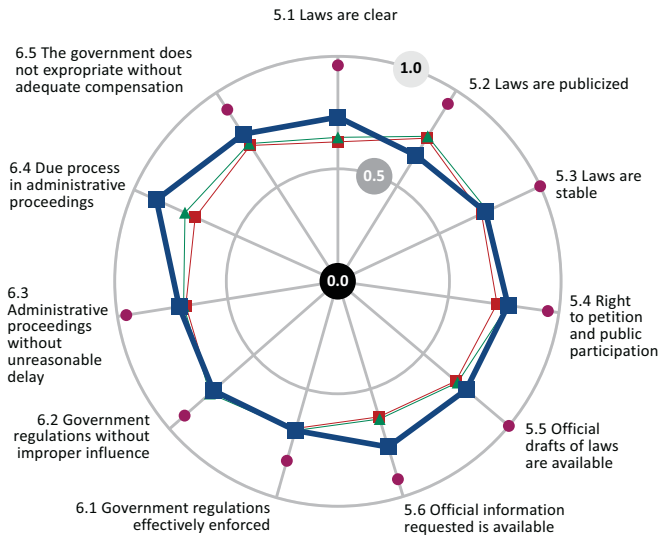
### Accountable Government



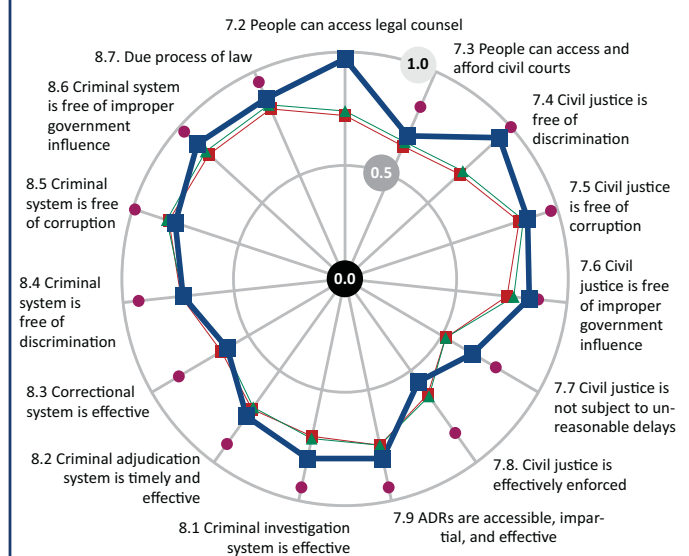
### Security and Fundamental Rights



### Open Government and Regulatory Enforcement



### Access to Justice



## 1. WJP Rule of Law Index™

Income  
Low

Region  
Sub-Saharan  
Africa

Population  
24m (2010)  
52% Urban  
18% in three  
largest cities

WJP Rule of Law Index Factors		Score	Global Ranking	Regional Ranking	Income Group Ranking
Factor 1:	Limited Government Powers	0.71	20/66	1/9	1/8
Factor 2:	Absence of Corruption	0.48	41/66	3/9	1/8
Factor 3:	Order and Security	0.65	47/66	3/9	4/8
Factor 4:	Fundamental Rights	0.72	23/66	1/9	1/8
Factor 5:	Open Government	0.49	31/66	2/9	1/8
Factor 6:	Regulatory Enforcement	0.49	43/66	2/9	1/8
Factor 7:	Access to Civil Justice	0.59	24/66	2/9	1/8
Factor 8:	Effective Criminal Justice	0.55	31/66	2/9	1/8

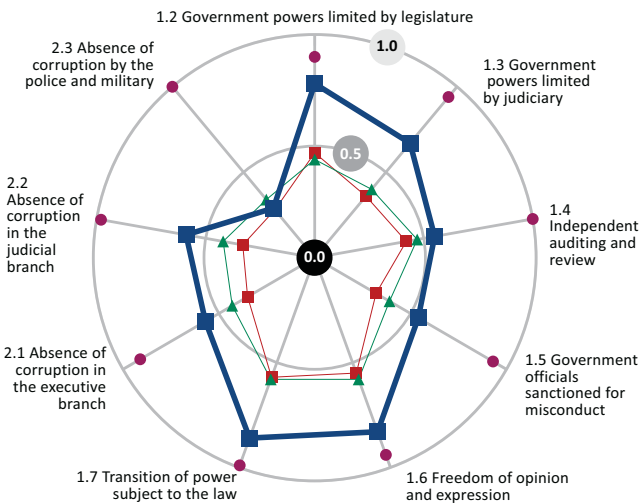
## 2. Scores for all WJP Rule of Law Index™ sub-factors

In each graph, a sub-factor is represented by a radius from the center of the circle to the periphery. The center of each circle corresponds to the lowest possible score for each sub-factor (0.00); the outer edge of the circle marks the highest possible score (1.00).

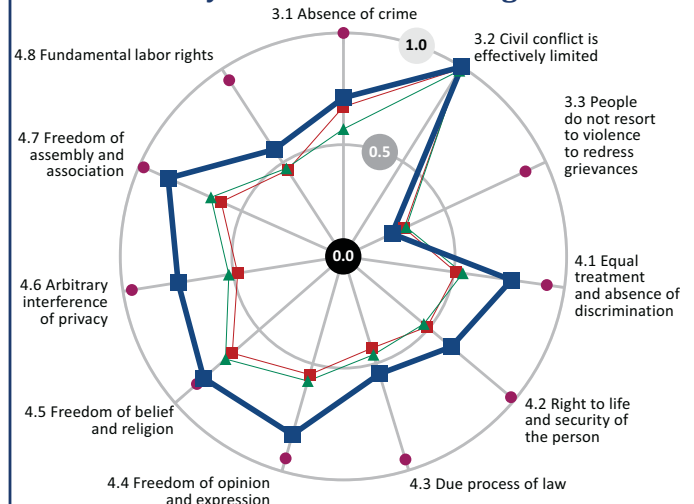
Key



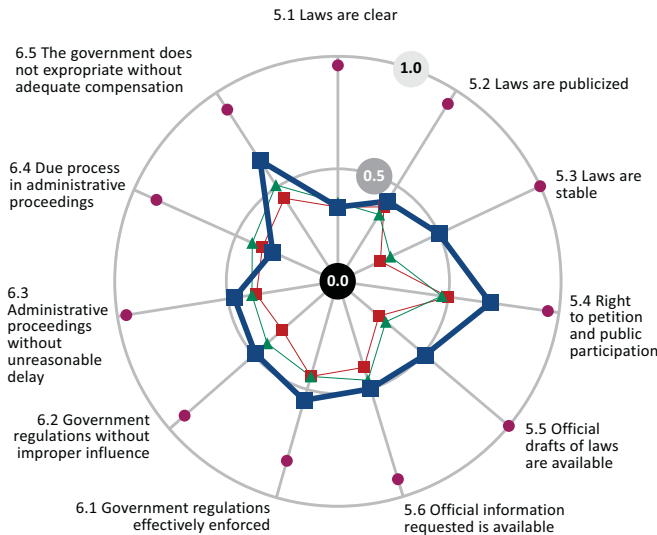
### Accountable Government



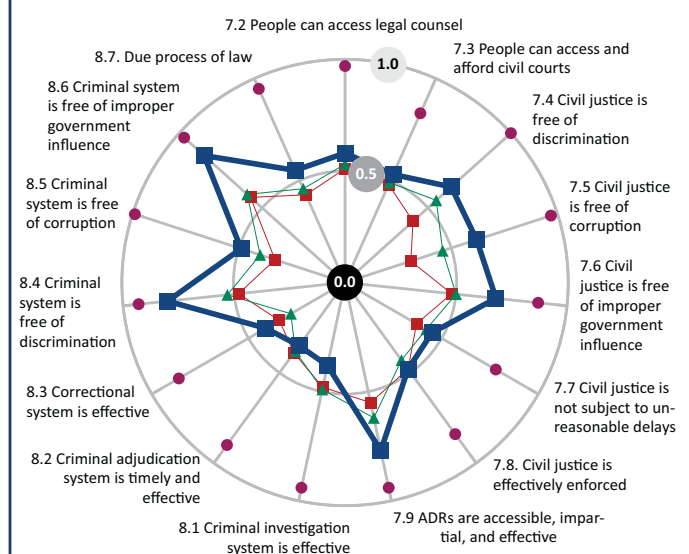
### Security and Fundamental Rights



### Open Government and Regulatory Enforcement



### Access to Justice



## 1. WJP Rule of Law Index™

Income  
Lower Middle

Region  
Latin America  
& Caribbean

Population  
14m (2010)  
50% Urban  
12% in three  
largest cities

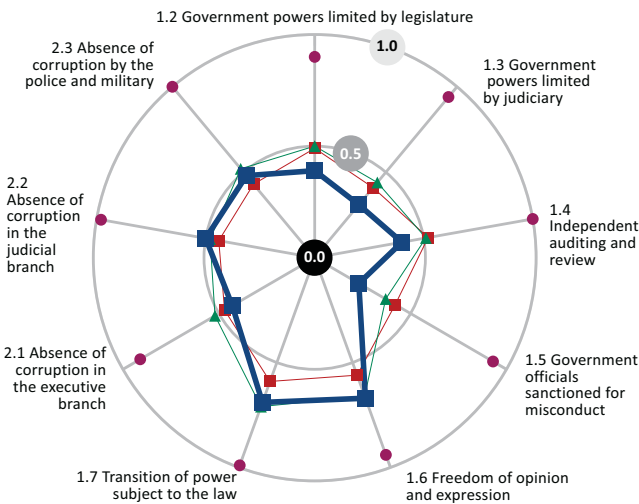
WJP Rule of Law Index Factors		Score	Global Ranking	Regional Ranking	Income Group Ranking
Factor 1:	Limited Government Powers	0.45	52/66	10/12	12/16
Factor 2:	Absence of Corruption	0.47	42/66	6/12	8/16
Factor 3:	Order and Security	0.62	53/66	6/12	13/16
Factor 4:	Fundamental Rights	0.59	43/66	9/12	7/16
Factor 5:	Open Government	0.45	39/66	8/12	6/16
Factor 6:	Regulatory Enforcement	0.48	46/66	8/12	9/16
Factor 7:	Access to Civil Justice	0.48	51/66	9/12	10/16
Factor 8:	Effective Criminal Justice	0.42	50/66	7/12	9/16

## 2. Scores for all WJP Rule of Law Index™ sub-factors

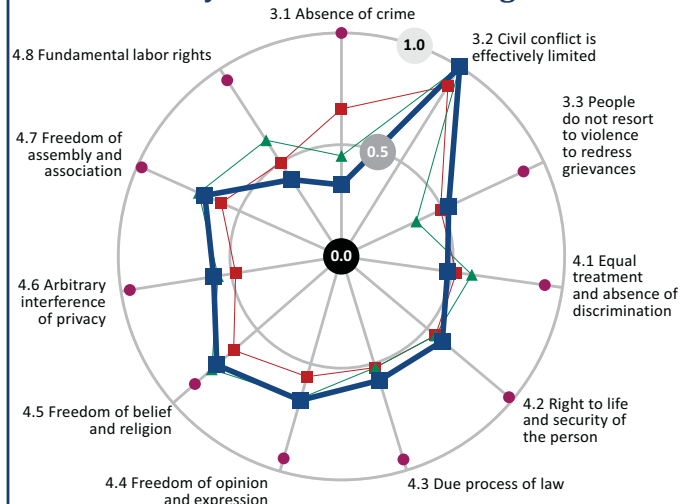
In each graph, a sub-factor is represented by a radius from the center of the circle to the periphery. The center of each circle corresponds to the lowest possible score for each sub-factor (0.00); the outer edge of the circle marks the highest possible score (1.00).

Key — ■ Guatemala ● Top Score ■ Lower Middle Income ▲ Latin America & Caribbean

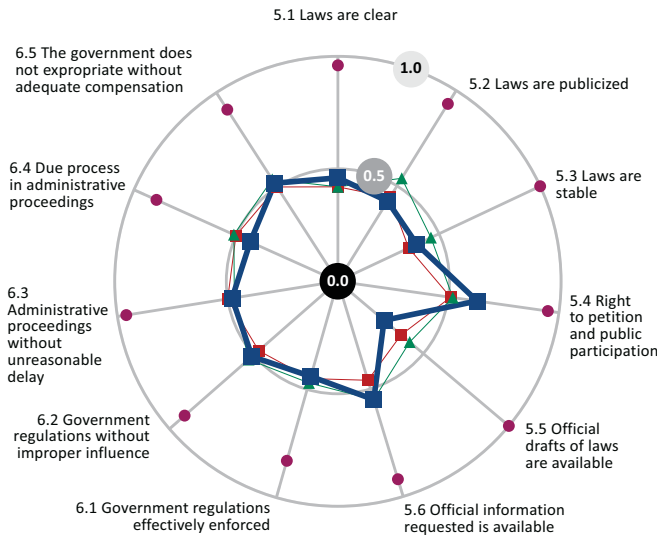
### Accountable Government



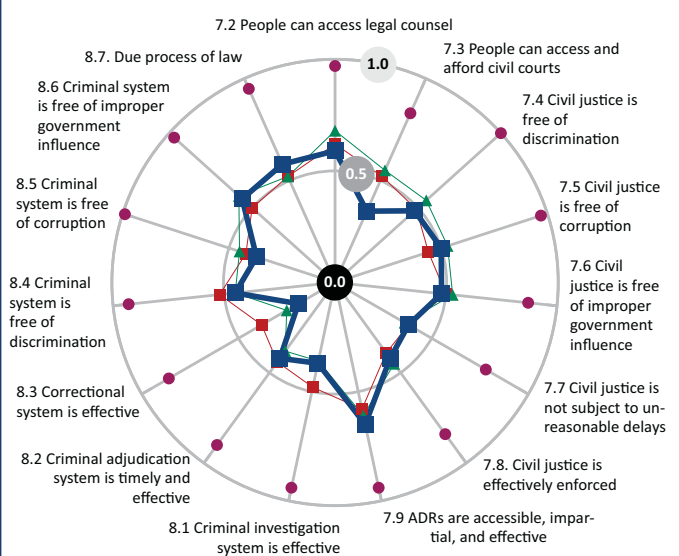
### Security and Fundamental Rights



### Open Government and Regulatory Enforcement



### Access to Justice



## 1. WJP Rule of Law Index™

Income  
High

Region  
East Asia & Pacific

Population  
7m (2010)  
100% Urban  
100% in three  
largest cities

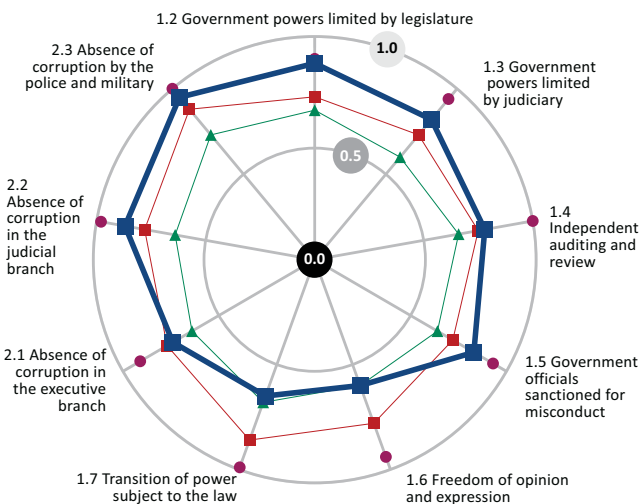
WJP Rule of Law Index Factors		Score	Global Ranking	Regional Ranking	Income Group Ranking
Factor 1:	Limited Government Powers	0.76	13/66	4/13	13/23
Factor 2:	Absence of Corruption	0.86	7/66	4/13	7/23
Factor 3:	Order and Security	0.95	1/66	1/13	1/23
Factor 4:	Fundamental Rights	0.73	21/66	5/13	20/23
Factor 5:	Open Government	0.77	5/66	2/13	5/23
Factor 6:	Regulatory Enforcement	0.64	19/66	6/13	18/23
Factor 7:	Access to Civil Justice	0.68	12/66	3/13	12/23
Factor 8:	Effective Criminal Justice	0.84	2/66	1/13	2/23

## 2. Scores for all WJP Rule of Law Index™ sub-factors

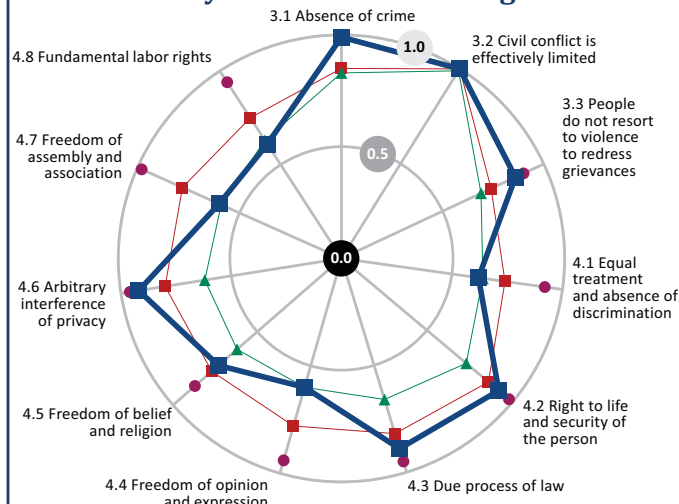
In each graph, a sub-factor is represented by a radius from the center of the circle to the periphery. The center of each circle corresponds to the lowest possible score for each sub-factor (0.00); the outer edge of the circle marks the highest possible score (1.00).

Key — ■ Hong Kong SAR, China    ● Top Score    ■ High Income    ▲ East Asia & Pacific

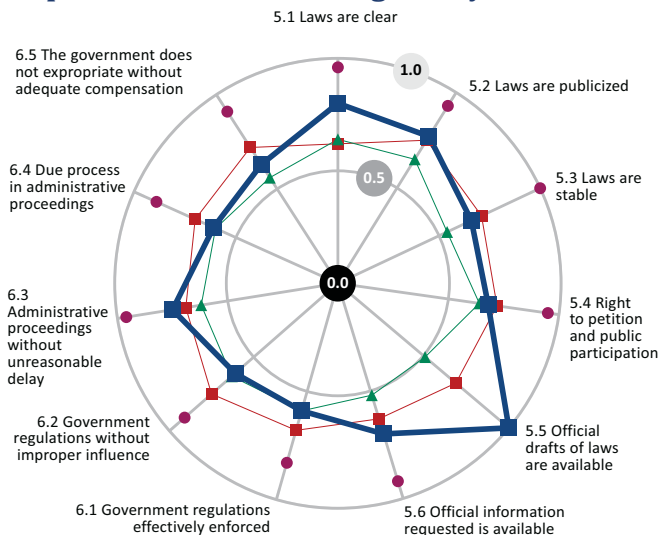
### Accountable Government



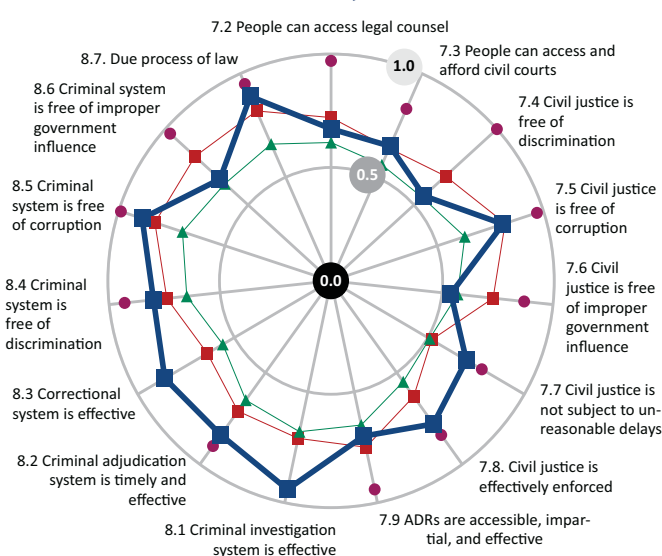
### Security and Fundamental Rights



### Open Government and Regulatory Enforcement



### Access to Justice



## 1. WJP Rule of Law Index™

Income  
Lower Middle

Region  
South Asia

Population  
1,216m (2010)  
30% Urban  
4% in three largest cities

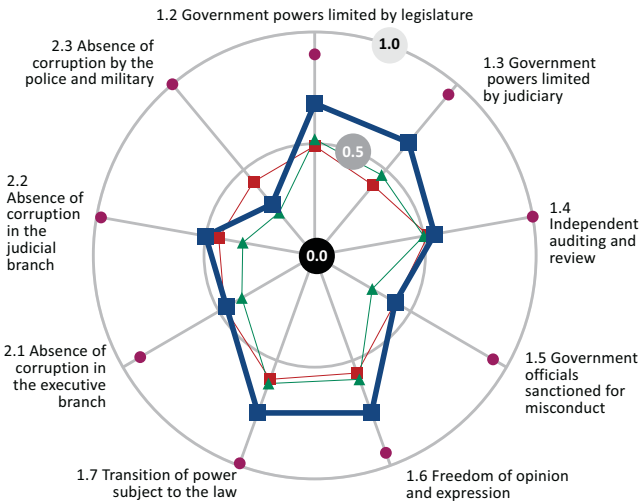
WJP Rule of Law Index Factors		Score	Global Ranking	Regional Ranking	Income Group Ranking
Factor 1:	Limited Government Powers	0.63	24/66	1/3	2/16
Factor 2:	Absence of Corruption	0.42	51/66	1/3	10/16
Factor 3:	Order and Security	0.50	65/66	2/3	15/16
Factor 4:	Fundamental Rights	0.63	37/66	1/3	5/16
Factor 5:	Open Government	0.56	25/66	1/3	1/16
Factor 6:	Regulatory Enforcement	0.46	50/66	1/3	11/16
Factor 7:	Access to Civil Justice	0.51	48/66	1/3	8/16
Factor 8:	Effective Criminal Justice	0.51	35/66	1/3	6/16

## 2. Scores for all WJP Rule of Law Index™ sub-factors

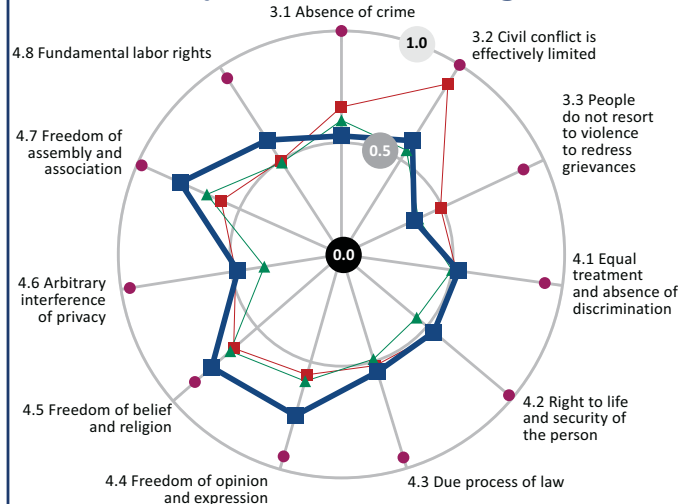
In each graph, a sub-factor is represented by a radius from the center of the circle to the periphery. The center of each circle corresponds to the lowest possible score for each sub-factor (0.00); the outer edge of the circle marks the highest possible score (1.00).

Key — ■ India ● Top Score ■ Lower Middle Income ▲ South Asia

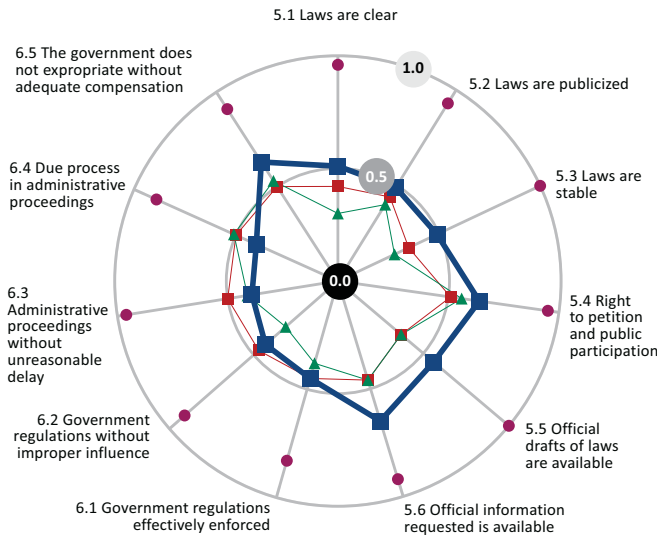
### Accountable Government



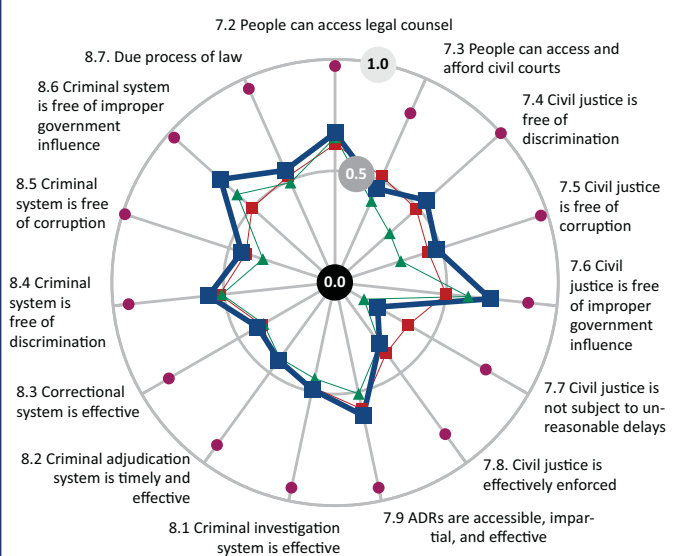
### Security and Fundamental Rights



### Open Government and Regulatory Enforcement



### Access to Justice





## 1. WJP Rule of Law Index™

Income  
Lower Middle

Region  
East Asia & Pacific

Population  
234m (2010)  
54% Urban  
7% in three largest cities

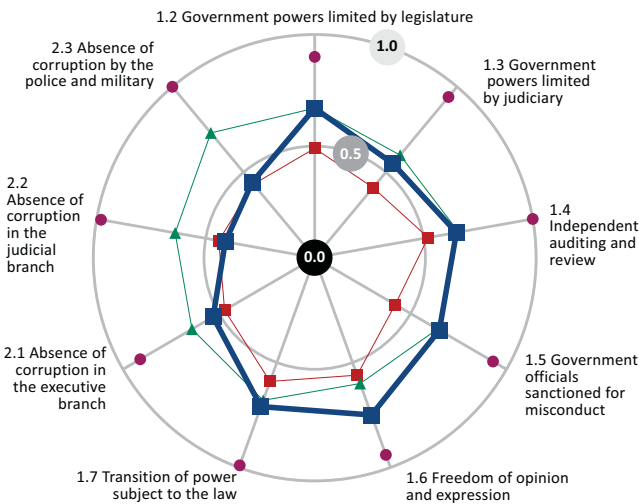
WJP Rule of Law Index Factors		Score	Global Ranking	Regional Ranking	Income Group Ranking
Factor 1:	Limited Government Powers	0.66	22/66	6/13	1/16
Factor 2:	Absence of Corruption	0.46	47/66	12/13	9/16
Factor 3:	Order and Security	0.73	42/66	12/13	9/16
Factor 4:	Fundamental Rights	0.65	30/66	6/13	1/16
Factor 5:	Open Government	0.52	29/66	8/13	3/16
Factor 6:	Regulatory Enforcement	0.54	31/66	7/13	3/16
Factor 7:	Access to Civil Justice	0.54	41/66	7/13	4/16
Factor 8:	Effective Criminal Justice	0.60	26/66	9/13	3/16

## 2. Scores for all WJP Rule of Law Index™ sub-factors

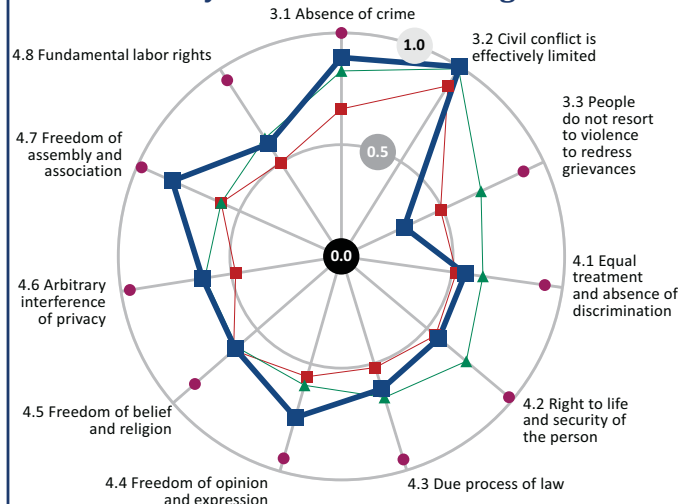
In each graph, a sub-factor is represented by a radius from the center of the circle to the periphery. The center of each circle corresponds to the lowest possible score for each sub-factor (0.00); the outer edge of the circle marks the highest possible score (1.00).

Key — ■ Indonesia ● Top Score ■ Lower Middle Income ▲ East Asia & Pacific

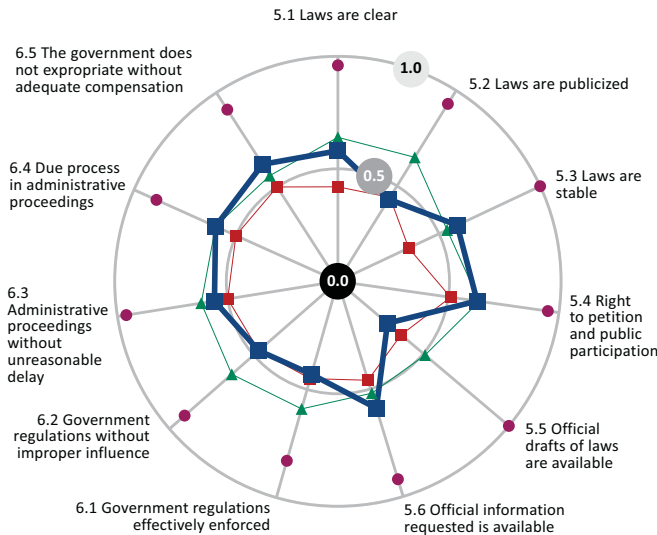
### Accountable Government



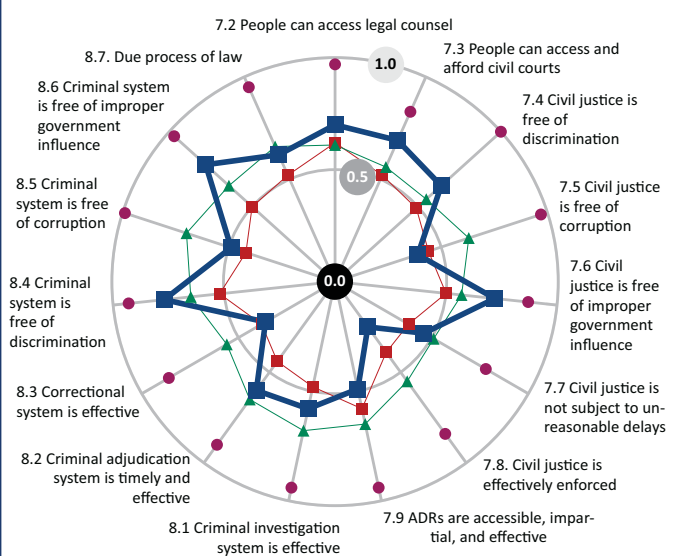
### Security and Fundamental Rights



### Open Government and Regulatory Enforcement



### Access to Justice



## 1. WJP Rule of Law Index™

Income  
Upper Middle

Region  
Middle East & North Africa

Population  
75m (2010)  
70% Urban  
17% in three largest cities

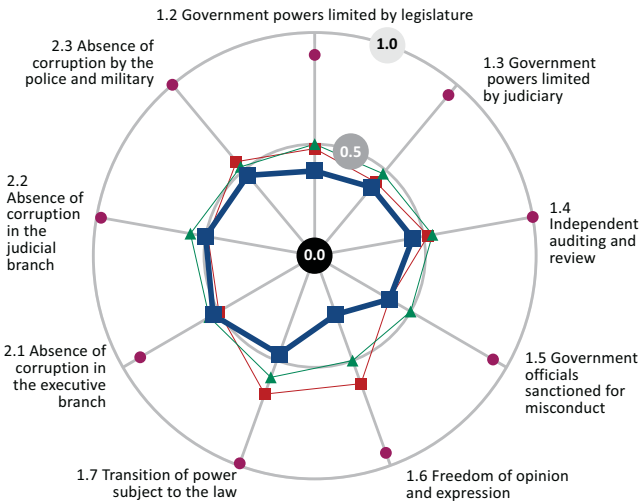
WJP Rule of Law Index Factors		Score	Global Ranking	Regional Ranking	Income Group Ranking
Factor 1:	Limited Government Powers	0.39	59/66	5/5	18/19
Factor 2:	Absence of Corruption	0.50	37/66	3/5	8/19
Factor 3:	Order and Security	0.73	41/66	5/5	9/19
Factor 4:	Fundamental Rights	0.32	66/66	5/5	19/19
Factor 5:	Open Government	0.44	41/66	3/5	10/19
Factor 6:	Regulatory Enforcement	0.56	25/66	3/5	4/19
Factor 7:	Access to Civil Justice	0.58	28/66	3/5	6/19
Factor 8:	Effective Criminal Justice	0.49	38/66	3/5	8/19

## 2. Scores for all WJP Rule of Law Index™ sub-factors

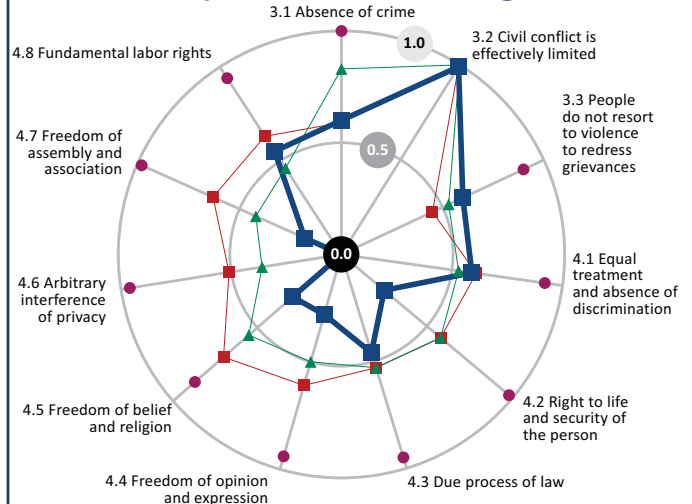
In each graph, a sub-factor is represented by a radius from the center of the circle to the periphery. The center of each circle corresponds to the lowest possible score for each sub-factor (0.00); the outer edge of the circle marks the highest possible score (1.00).

Key — ■ Iran ● Top Score ■ Upper Middle Income ▲ Middle East & North Africa

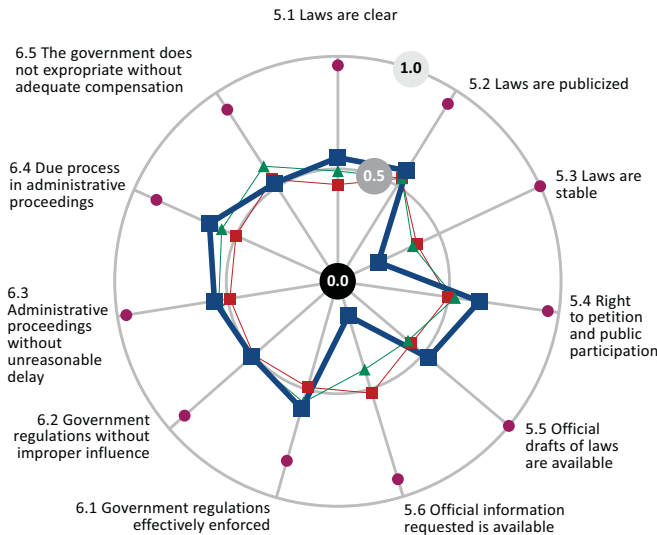
### Accountable Government



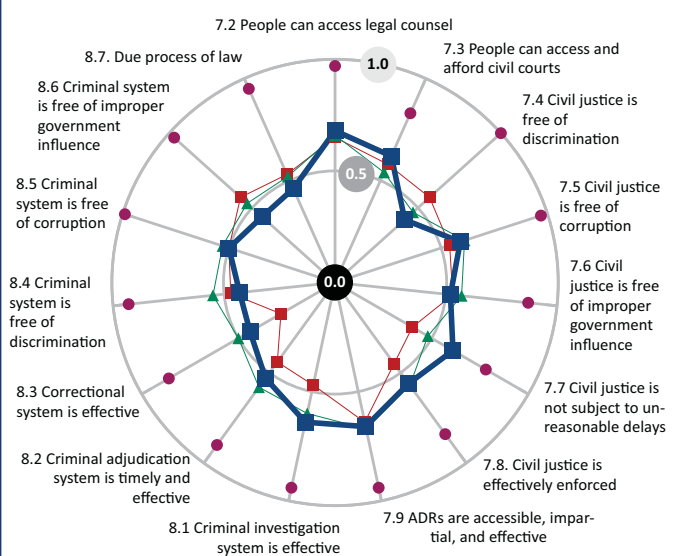
### Security and Fundamental Rights



### Open Government and Regulatory Enforcement



### Access to Justice



## 1. WJP Rule of Law Index™

Income  
High

Region  
Western Europe  
& North America

Population  
60m (2010)  
68% Urban  
14% in three  
largest cities

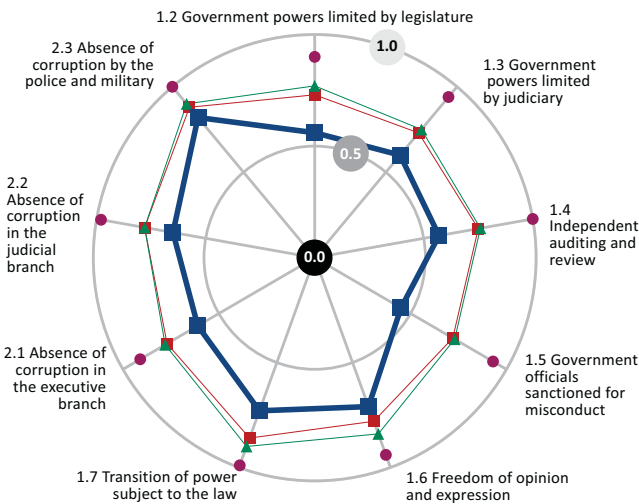
WJP Rule of Law Index Factors		Score	Global Ranking	Regional Ranking	Income Group Ranking
Factor 1:	Limited Government Powers	0.61	29/66	12/12	21/23
Factor 2:	Absence of Corruption	0.70	22/66	12/12	21/23
Factor 3:	Order and Security	0.75	35/66	12/12	23/23
Factor 4:	Fundamental Rights	0.74	20/66	12/12	19/23
Factor 5:	Open Government	0.47	35/66	12/12	23/23
Factor 6:	Regulatory Enforcement	0.54	30/66	12/12	22/23
Factor 7:	Access to Civil Justice	0.57	34/66	12/12	23/23
Factor 8:	Effective Criminal Justice	0.73	16/66	8/12	16/23

## 2. Scores for all WJP Rule of Law Index™ sub-factors

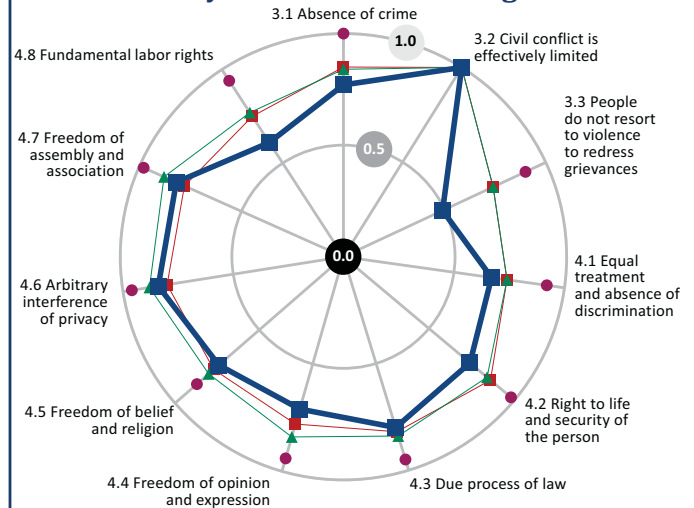
In each graph, a sub-factor is represented by a radius from the center of the circle to the periphery. The center of each circle corresponds to the lowest possible score for each sub-factor (0.00); the outer edge of the circle marks the highest possible score (1.00).

Key — ■ Italy ● Top Score ■ High Income ▲ Western Europe & North America

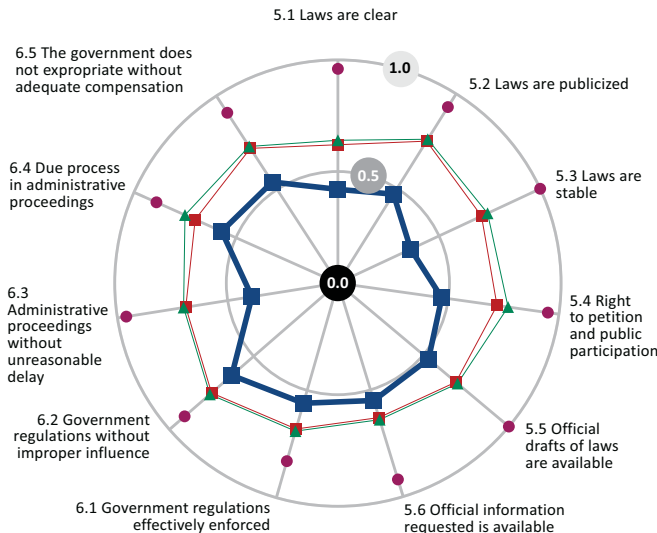
### Accountable Government



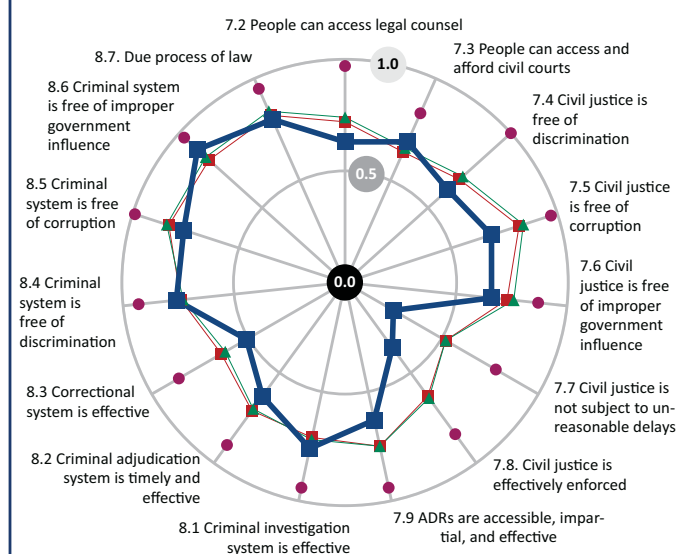
### Security and Fundamental Rights



### Open Government and Regulatory Enforcement



### Access to Justice



## 1. WJP Rule of Law Index™

Income  
Upper Middle

Region  
Latin America  
& Caribbean

Population  
3m (2010)  
54% Urban  
32% in three  
largest cities

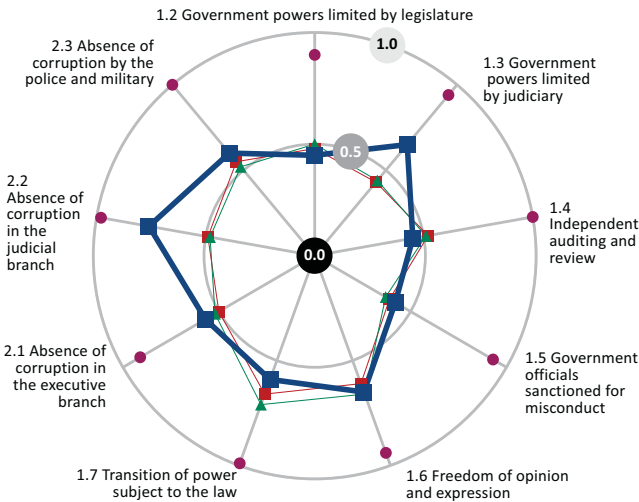
WJP Rule of Law Index Factors		Score	Global Ranking	Regional Ranking	Income Group Ranking
Factor 1:	Limited Government Powers	0.53	36/66	6/12	7/19
Factor 2:	Absence of Corruption	0.64	27/66	3/12	4/19
Factor 3:	Order and Security	0.58	57/66	8/12	14/19
Factor 4:	Fundamental Rights	0.65	28/66	4/12	6/19
Factor 5:	Open Government	0.35	59/66	12/12	19/19
Factor 6:	Regulatory Enforcement	0.50	40/66	7/12	11/19
Factor 7:	Access to Civil Justice	0.55	36/66	5/12	10/19
Factor 8:	Effective Criminal Justice	0.52	34/66	2/12	6/19

## 2. Scores for all WJP Rule of Law Index™ sub-factors

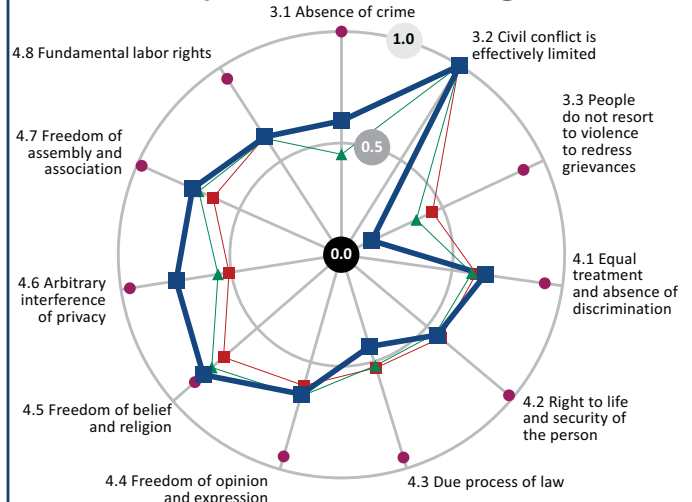
In each graph, a sub-factor is represented by a radius from the center of the circle to the periphery. The center of each circle corresponds to the lowest possible score for each sub-factor (0.00); the outer edge of the circle marks the highest possible score (1.00).

Key — ■ Jamaica ● Top Score ■ Upper Middle Income ▲ Latin America & Caribbean

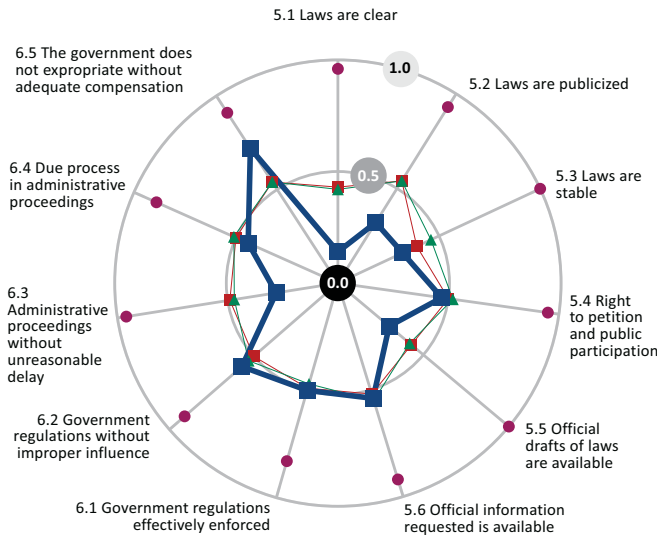
### Accountable Government



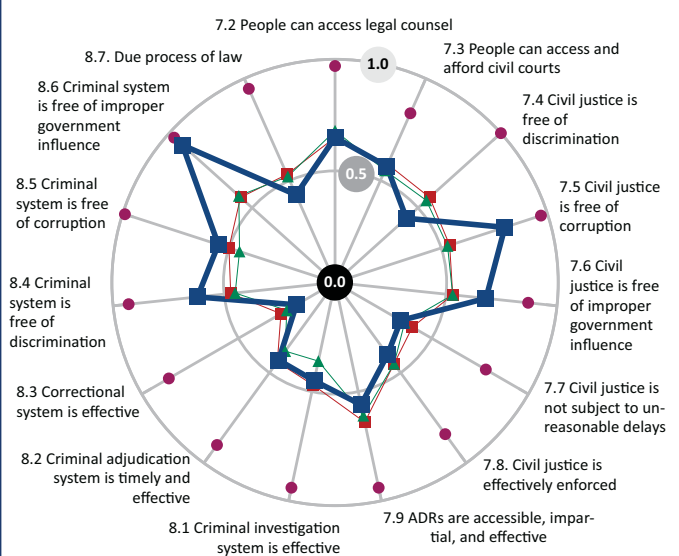
### Security and Fundamental Rights



### Open Government and Regulatory Enforcement



### Access to Justice



## 1. WJP Rule of Law Index™

Income  
High

Region  
East Asia & Pacific

Population  
127m (2010)  
67% Urban  
40% in three  
largest cities

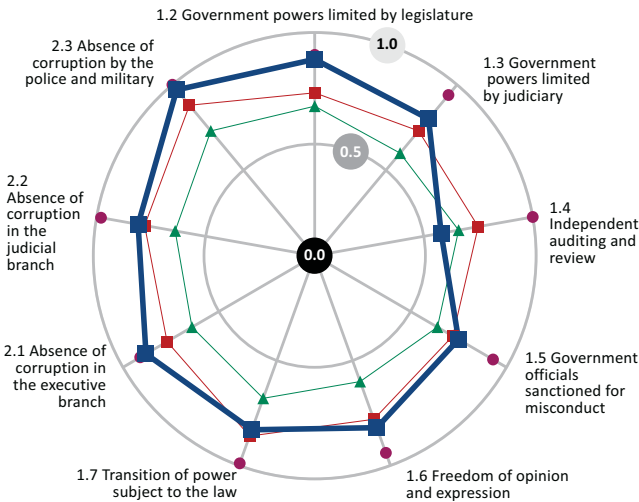
WJP Rule of Law Index Factors	Score	Global Ranking	Regional Ranking	Income Group Ranking
Factor 1: Limited Government Powers	0.78	12/66	3/13	12/23
Factor 2: Absence of Corruption	0.89	5/66	3/13	5/23
Factor 3: Order and Security	0.92	4/66	3/13	4/23
Factor 4: Fundamental Rights	0.78	16/66	3/13	16/23
Factor 5: Open Government	0.76	7/66	3/13	7/23
Factor 6: Regulatory Enforcement	0.80	4/66	2/13	4/23
Factor 7: Access to Civil Justice	0.72	7/66	2/13	7/23
Factor 8: Effective Criminal Justice	0.76	11/66	4/13	11/23

## 2. Scores for all WJP Rule of Law Index™ sub-factors

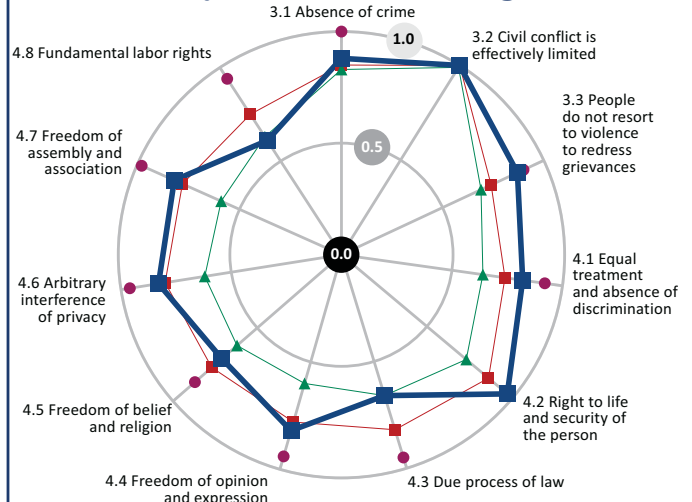
In each graph, a sub-factor is represented by a radius from the center of the circle to the periphery. The center of each circle corresponds to the lowest possible score for each sub-factor (0.00); the outer edge of the circle marks the highest possible score (1.00).

Key — ■ Japan ● Top Score ■ High Income ▲ East Asia & Pacific

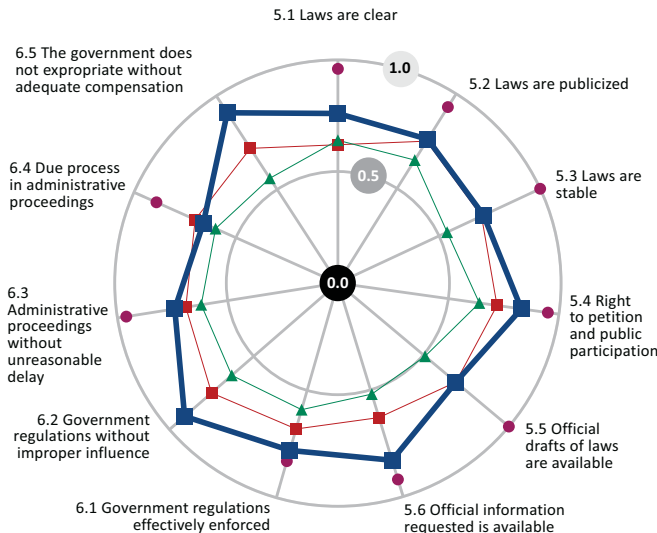
### Accountable Government



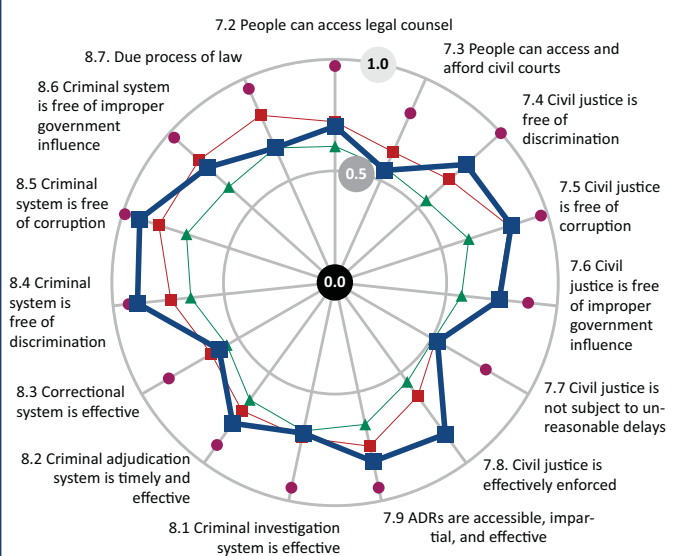
### Security and Fundamental Rights



### Open Government and Regulatory Enforcement



### Access to Justice



## 1. WJP Rule of Law Index™

Income  
Lower Middle

Region  
Middle East & North Africa

Population  
6m (2010)  
79% Urban  
29% in three largest cities

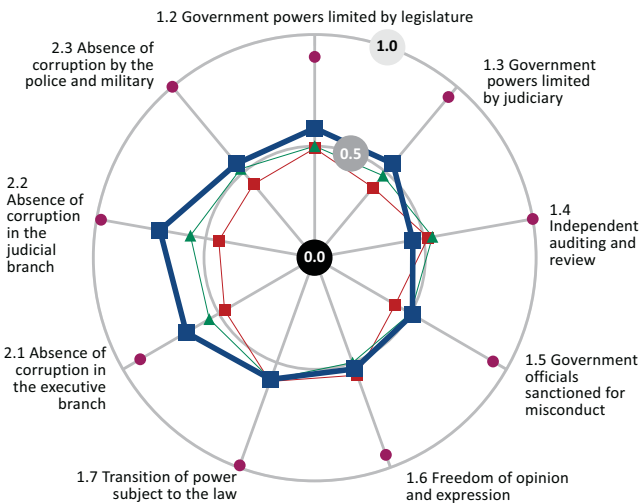
WJP Rule of Law Index Factors		Score	Global Ranking	Regional Ranking	Income Group Ranking
Factor 1:	Limited Government Powers	0.53	37/66	2/5	6/16
Factor 2:	Absence of Corruption	0.64	26/66	2/5	1/16
Factor 3:	Order and Security	0.80	26/66	2/5	3/16
Factor 4:	Fundamental Rights	0.48	57/66	3/5	13/16
Factor 5:	Open Government	0.48	32/66	2/5	4/16
Factor 6:	Regulatory Enforcement	0.64	18/66	2/5	1/16
Factor 7:	Access to Civil Justice	0.60	22/66	2/5	1/16
Factor 8:	Effective Criminal Justice	0.55	30/66	2/5	4/16

## 2. Scores for all WJP Rule of Law Index™ sub-factors

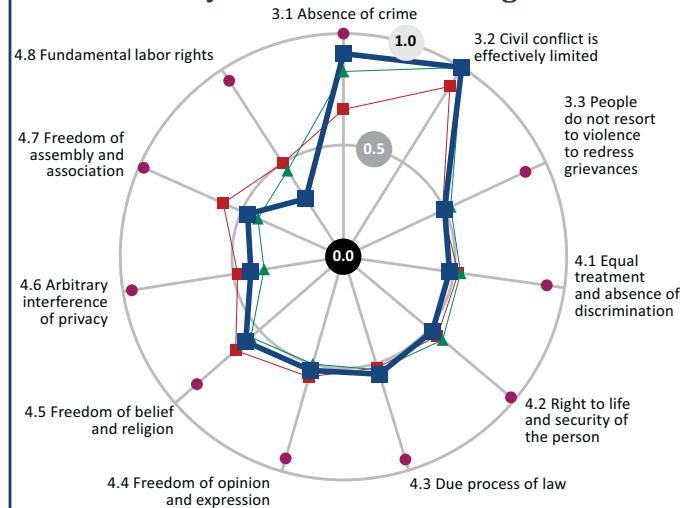
In each graph, a sub-factor is represented by a radius from the center of the circle to the periphery. The center of each circle corresponds to the lowest possible score for each sub-factor (0.00); the outer edge of the circle marks the highest possible score (1.00).

Key — ■ Jordan ● Top Score ■ Lower Middle Income ▲ Middle East & North Africa

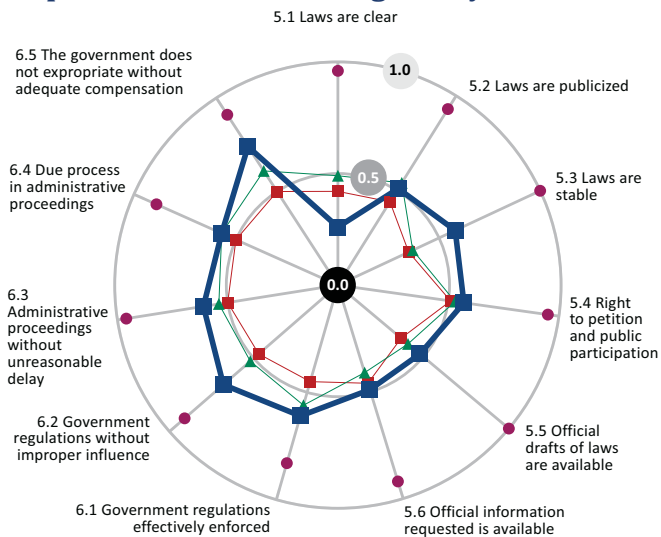
### Accountable Government



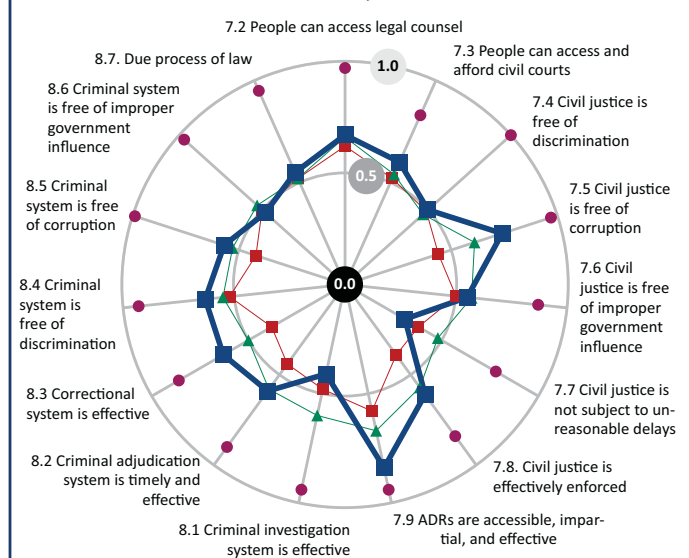
### Security and Fundamental Rights



### Open Government and Regulatory Enforcement



### Access to Justice



## 1. WJP Rule of Law Index™

Income  
Upper Middle

Region  
Eastern Europe  
& Central Asia

Population  
16m (2010)  
59% Urban  
16% in three  
largest cities

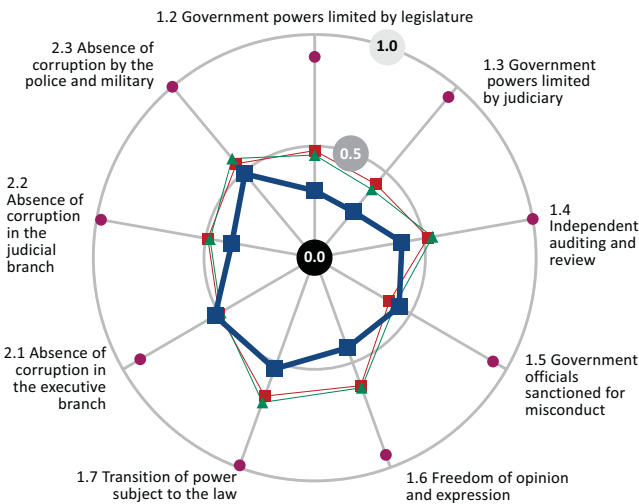
WJP Rule of Law Index Factors		Score	Global Ranking	Regional Ranking	Income Group Ranking
Factor 1:	Limited Government Powers	0.39	58/66	11/12	17/19
Factor 2:	Absence of Corruption	0.46	45/66	8/12	12/19
Factor 3:	Order and Security	0.80	27/66	5/12	3/19
Factor 4:	Fundamental Rights	0.55	45/66	9/12	13/19
Factor 5:	Open Government	0.44	43/66	7/12	12/19
Factor 6:	Regulatory Enforcement	0.52	34/66	4/12	7/19
Factor 7:	Access to Civil Justice	0.59	25/66	3/12	3/19
Factor 8:	Effective Criminal Justice	0.49	39/66	7/12	9/19

## 2. Scores for all WJP Rule of Law Index™ sub-factors

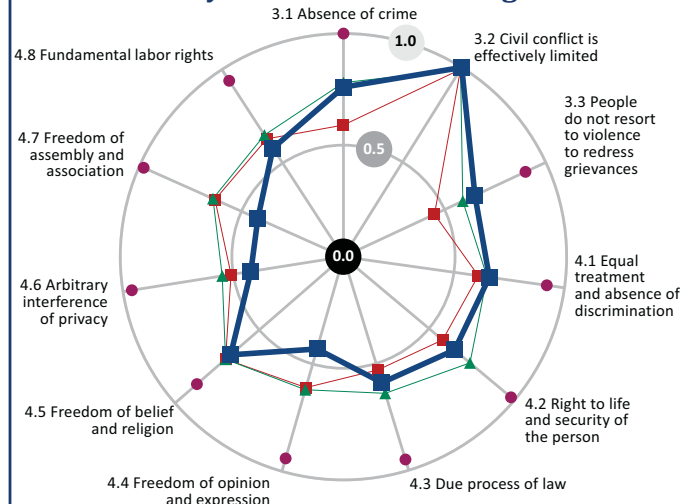
In each graph, a sub-factor is represented by a radius from the center of the circle to the periphery. The center of each circle corresponds to the lowest possible score for each sub-factor (0.00); the outer edge of the circle marks the highest possible score (1.00).

Key — ■ Kazakhstan ● Top Score ■ Upper Middle Income ▲ Eastern Europe & Central Asia

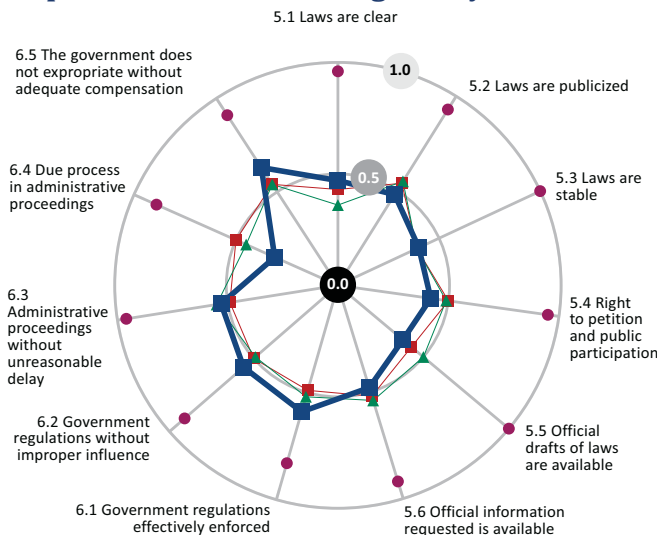
### Accountable Government



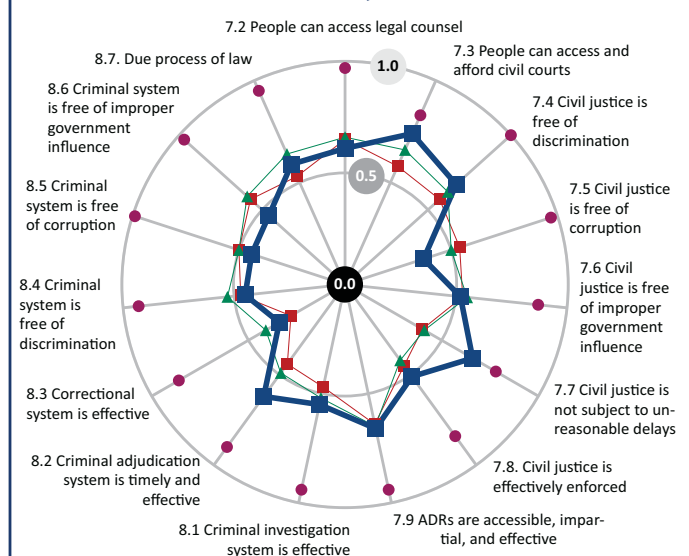
### Security and Fundamental Rights



### Open Government and Regulatory Enforcement



### Access to Justice



## 1. WJP Rule of Law Index™

Income  
Low

Region  
Sub-Saharan  
Africa

Population  
40m (2010)  
22% Urban  
11% in three  
largest cities

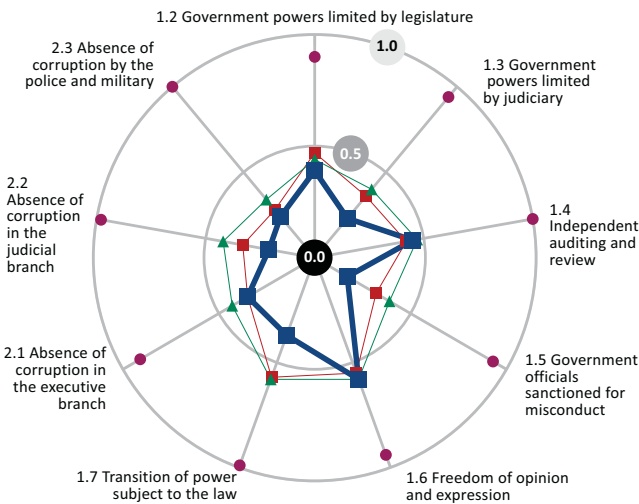
WJP Rule of Law Index Factors		Score	Global Ranking	Regional Ranking	Income Group Ranking
Factor 1:	Limited Government Powers	0.37	61/66	7/9	6/8
Factor 2:	Absence of Corruption	0.27	61/66	7/9	5/8
Factor 3:	Order and Security	0.59	56/66	6/9	7/8
Factor 4:	Fundamental Rights	0.52	52/66	5/9	5/8
Factor 5:	Open Government	0.29	64/66	8/9	7/8
Factor 6:	Regulatory Enforcement	0.38	63/66	8/9	6/8
Factor 7:	Access to Civil Justice	0.44	59/66	7/9	5/8
Factor 8:	Effective Criminal Justice	0.48	41/66	3/9	3/8

## 2. Scores for all WJP Rule of Law Index™ sub-factors

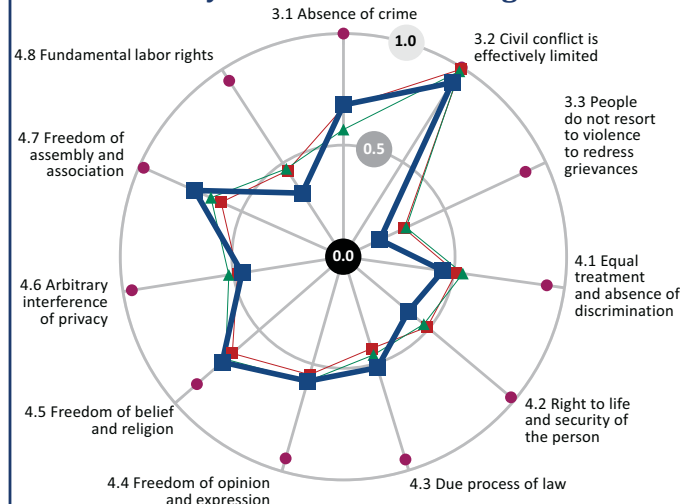
In each graph, a sub-factor is represented by a radius from the center of the circle to the periphery. The center of each circle corresponds to the lowest possible score for each sub-factor (0.00); the outer edge of the circle marks the highest possible score (1.00).

Key — ■ Kenya ● Top Score ■ Low Income ▲ Sub-Saharan Africa

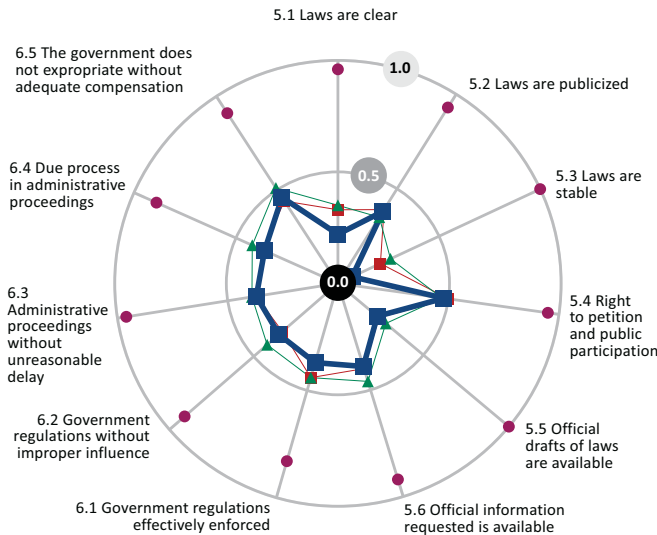
### Accountable Government



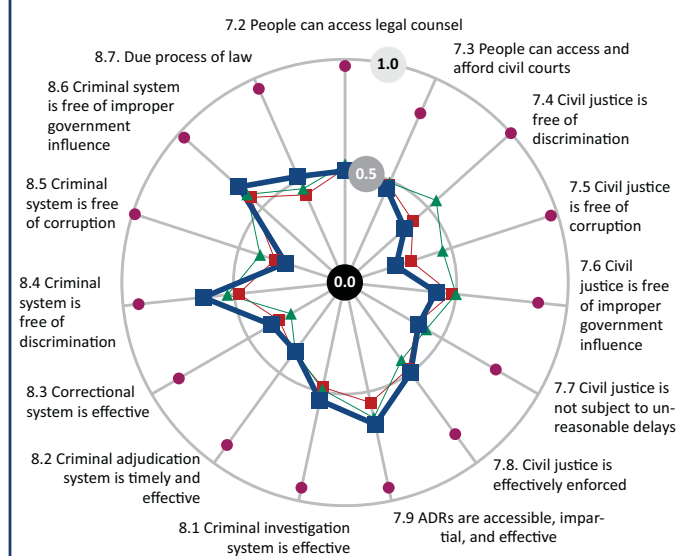
### Security and Fundamental Rights



### Open Government and Regulatory Enforcement



### Access to Justice





## 1. WJP Rule of Law Index™

Income  
Low

Region  
Eastern Europe  
& Central Asia

Population  
5m (2010)  
37% Urban  
22% in three  
largest cities

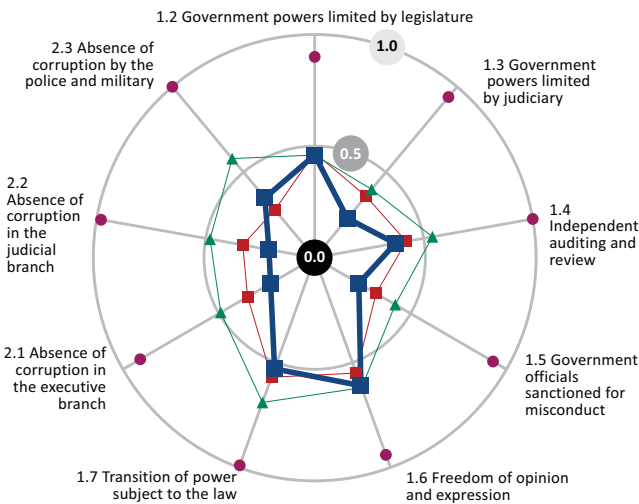
WJP Rule of Law Index Factors		Score	Global Ranking	Regional Ranking	Income Group Ranking
Factor 1:	Limited Government Powers	0.40	57/66	10/12	5/8
Factor 2:	Absence of Corruption	0.26	63/66	12/12	7/8
Factor 3:	Order and Security	0.77	30/66	8/12	1/8
Factor 4:	Fundamental Rights	0.54	49/66	11/12	4/8
Factor 5:	Open Government	0.36	56/66	12/12	4/8
Factor 6:	Regulatory Enforcement	0.46	49/66	9/12	3/8
Factor 7:	Access to Civil Justice	0.44	58/66	11/12	4/8
Factor 8:	Effective Criminal Justice	0.36	60/66	11/12	7/8

## 2. Scores for all WJP Rule of Law Index™ sub-factors

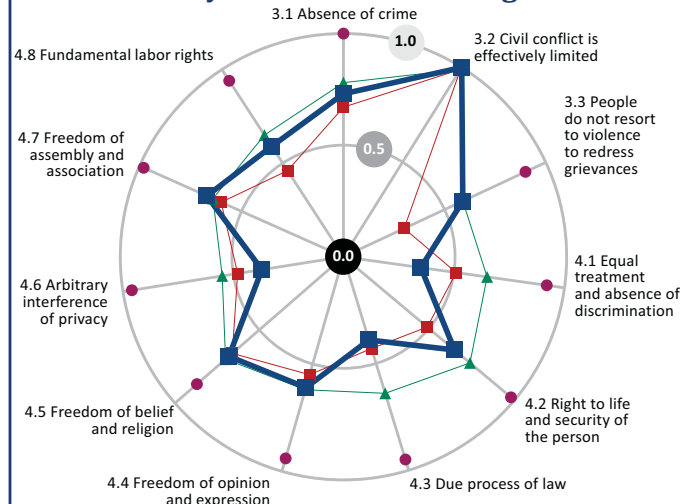
In each graph, a sub-factor is represented by a radius from the center of the circle to the periphery. The center of each circle corresponds to the lowest possible score for each sub-factor (0.00); the outer edge of the circle marks the highest possible score (1.00).

Key — ■ Kyrgyzstan ● Top Score ■ Low Income ▲ Eastern Europe & Central Asia

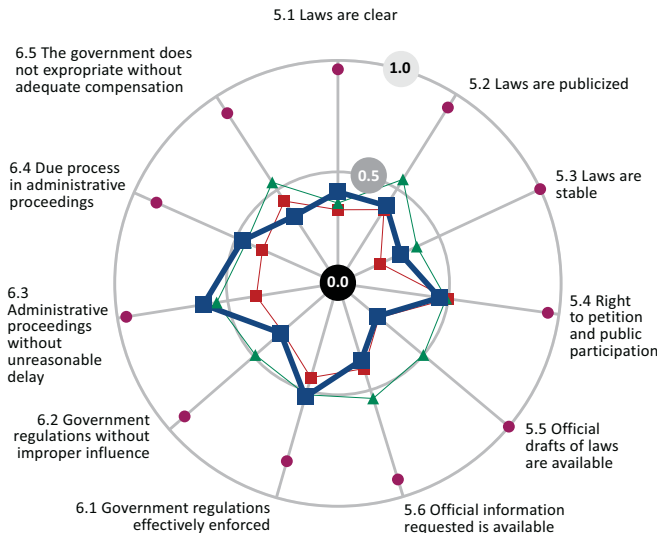
### Accountable Government



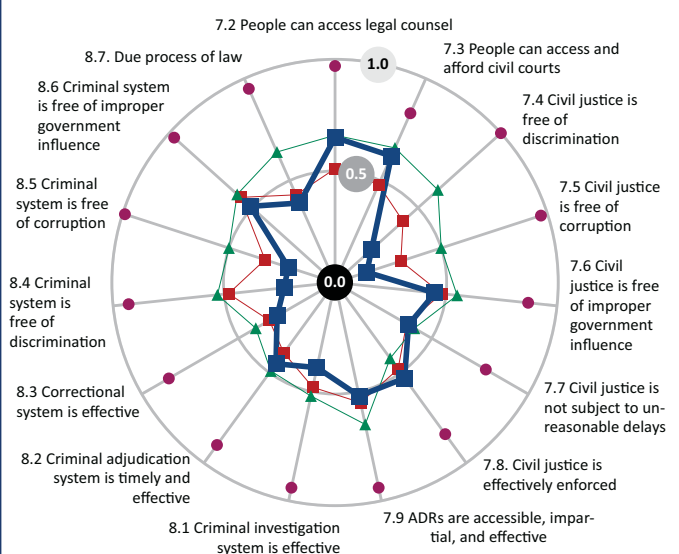
### Security and Fundamental Rights



### Open Government and Regulatory Enforcement



### Access to Justice



## 1. WJP Rule of Law Index™

Income  
Upper Middle

Region  
Middle East & North Africa

Population  
4m (2010)  
87% Urban  
67% in three largest cities

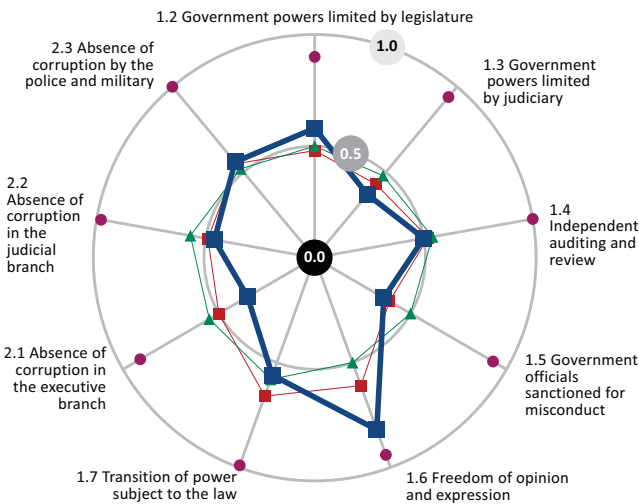
WJP Rule of Law Index Factors		Score	Global Ranking	Regional Ranking	Income Group Ranking
Factor 1:	Limited Government Powers	0.53	38/66	3/5	8/19
Factor 2:	Absence of Corruption	0.45	48/66	4/5	14/19
Factor 3:	Order and Security	0.74	37/66	3/5	8/19
Factor 4:	Fundamental Rights	0.67	26/66	1/5	5/19
Factor 5:	Open Government	0.36	57/66	5/5	18/19
Factor 6:	Regulatory Enforcement	0.39	61/66	5/5	19/19
Factor 7:	Access to Civil Justice	0.48	52/66	5/5	17/19
Factor 8:	Effective Criminal Justice	0.48	45/66	4/5	12/19

## 2. Scores for all WJP Rule of Law Index™ sub-factors

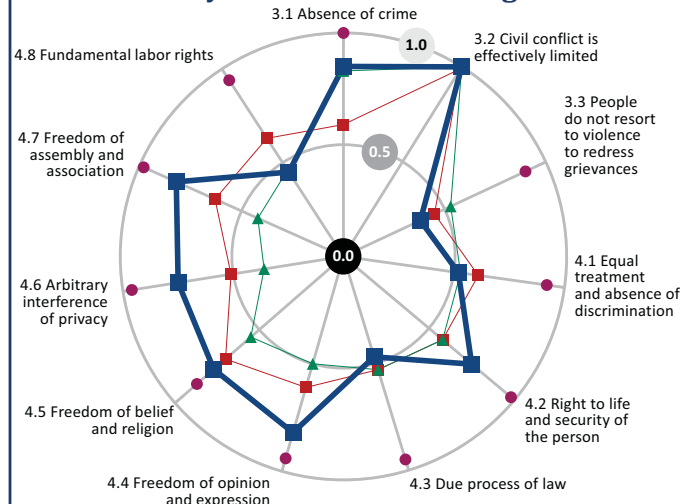
In each graph, a sub-factor is represented by a radius from the center of the circle to the periphery. The center of each circle corresponds to the lowest possible score for each sub-factor (0.00); the outer edge of the circle marks the highest possible score (1.00).

Key — ■ Lebanon ● Top Score ■ Upper Middle Income ▲ Middle East & North Africa

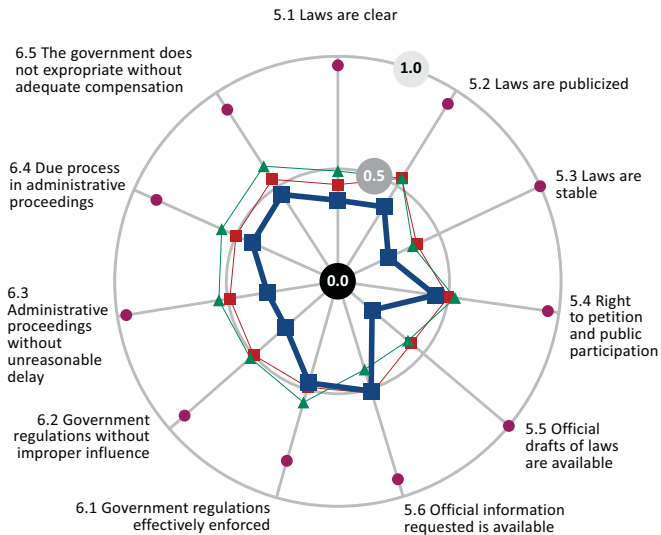
### Accountable Government



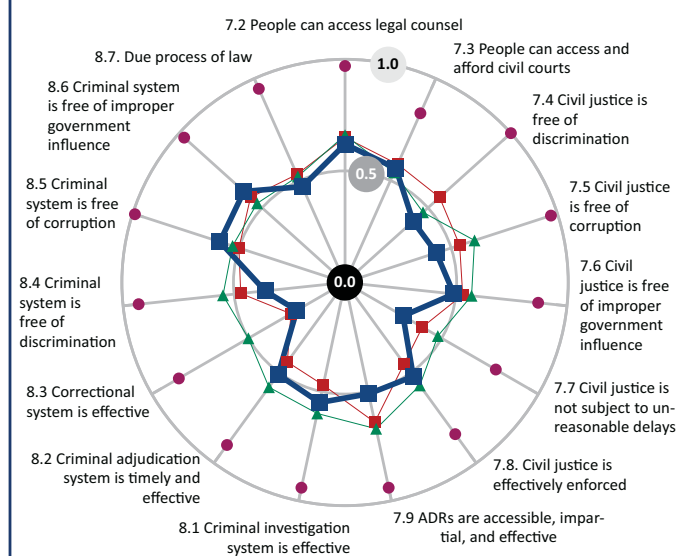
### Security and Fundamental Rights



### Open Government and Regulatory Enforcement



### Access to Justice



## 1. WJP Rule of Law Index™

Income  
Low

Region  
Sub-Saharan  
Africa

Population  
4m (2010)  
62% Urban  
27% in three  
largest cities

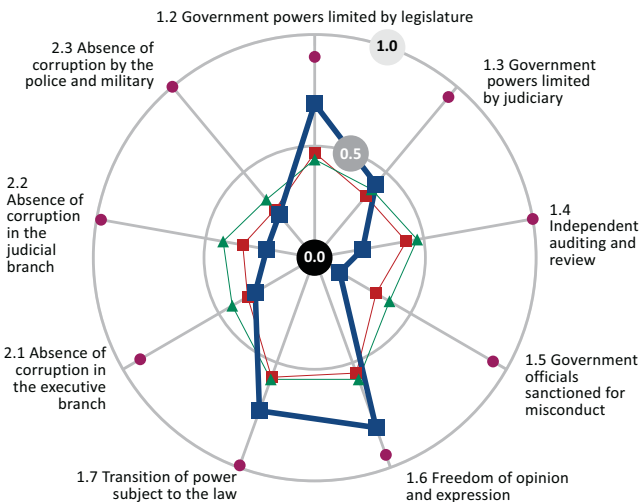
WJP Rule of Law Index Factors		Score	Global Ranking	Regional Ranking	Income Group Ranking
Factor 1:	Limited Government Powers	0.50	45/66	4/9	2/8
Factor 2:	Absence of Corruption	0.26	62/66	8/9	6/8
Factor 3:	Order and Security	0.56	61/66	8/9	8/8
Factor 4:	Fundamental Rights	0.61	41/66	4/9	2/8
Factor 5:	Open Government	0.15	66/66	9/9	8/8
Factor 6:	Regulatory Enforcement	0.24	66/66	9/9	8/8
Factor 7:	Access to Civil Justice	0.36	65/66	9/9	8/8
Factor 8:	Effective Criminal Justice	0.30	65/66	9/9	8/8

## 2. Scores for all WJP Rule of Law Index™ sub-factors

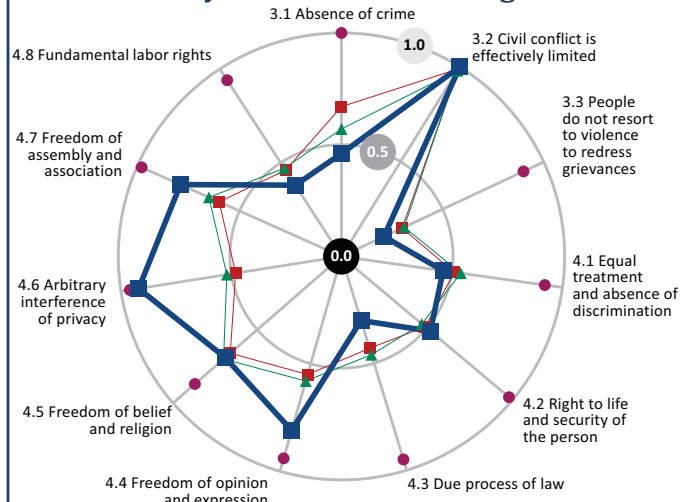
In each graph, a sub-factor is represented by a radius from the center of the circle to the periphery. The center of each circle corresponds to the lowest possible score for each sub-factor (0.00); the outer edge of the circle marks the highest possible score (1.00).

Key — ■ Liberia ● Top Score ■ Low Income ▲ Sub-Saharan Africa

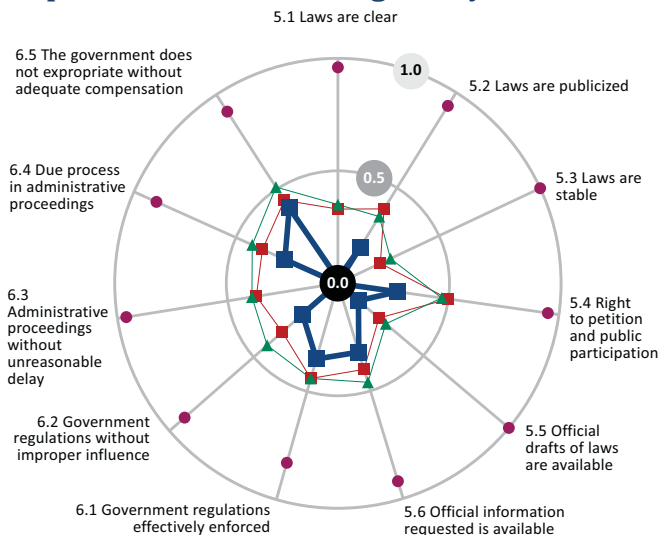
### Accountable Government



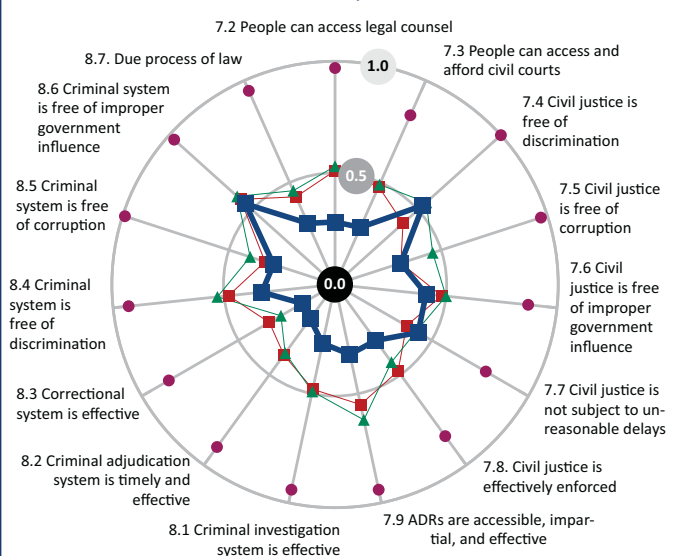
### Security and Fundamental Rights



### Open Government and Regulatory Enforcement



### Access to Justice



## 1. WJP Rule of Law Index™

Income  
Upper Middle

Region  
East Asia & Pacific

Population  
28m (2010)  
72% Urban  
13% in three  
largest cities

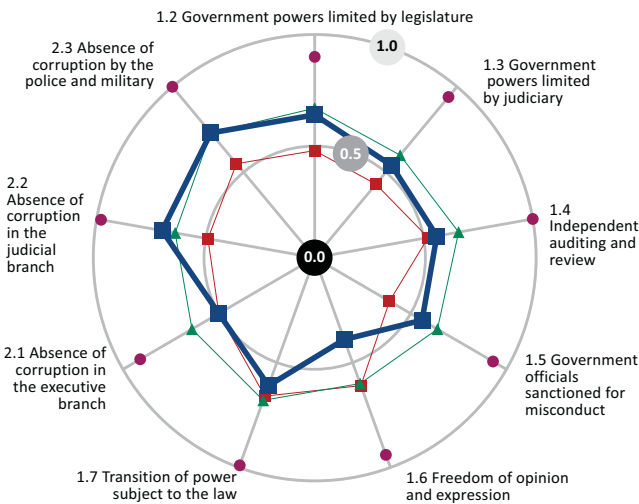
WJP Rule of Law Index Factors		Score	Global Ranking	Regional Ranking	Income Group Ranking
Factor 1:	Limited Government Powers	0.55	35/66	10/13	6/19
Factor 2:	Absence of Corruption	0.64	25/66	7/13	3/19
Factor 3:	Order and Security	0.87	12/66	6/13	1/19
Factor 4:	Fundamental Rights	0.46	59/66	11/13	18/19
Factor 5:	Open Government	0.44	42/66	10/13	11/19
Factor 6:	Regulatory Enforcement	0.51	39/66	11/13	10/19
Factor 7:	Access to Civil Justice	0.52	44/66	8/13	14/19
Factor 8:	Effective Criminal Justice	0.52	33/66	11/13	5/19

## 2. Scores for all WJP Rule of Law Index™ sub-factors

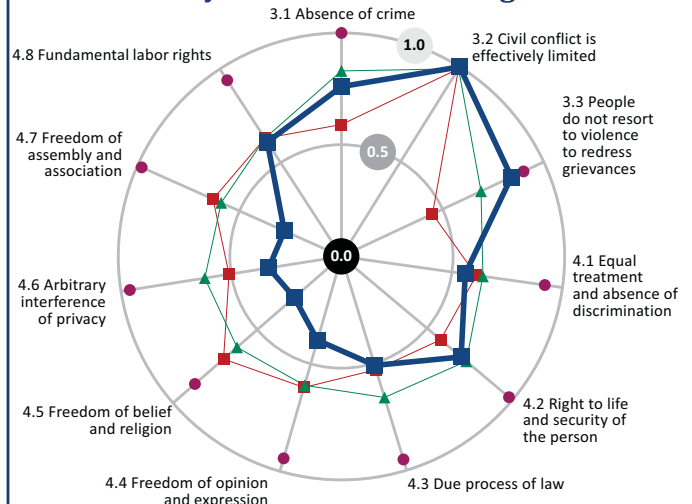
In each graph, a sub-factor is represented by a radius from the center of the circle to the periphery. The center of each circle corresponds to the lowest possible score for each sub-factor (0.00); the outer edge of the circle marks the highest possible score (1.00).

Key — ■ Malaysia ● Top Score ■ Upper Middle Income ▲ East Asia & Pacific

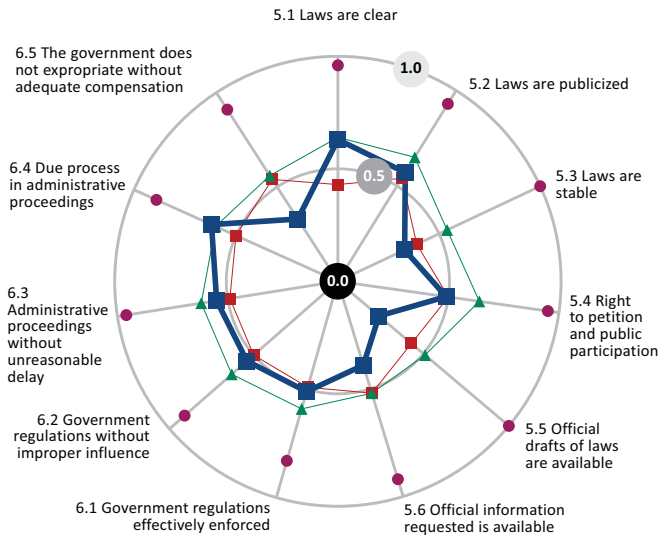
### Accountable Government



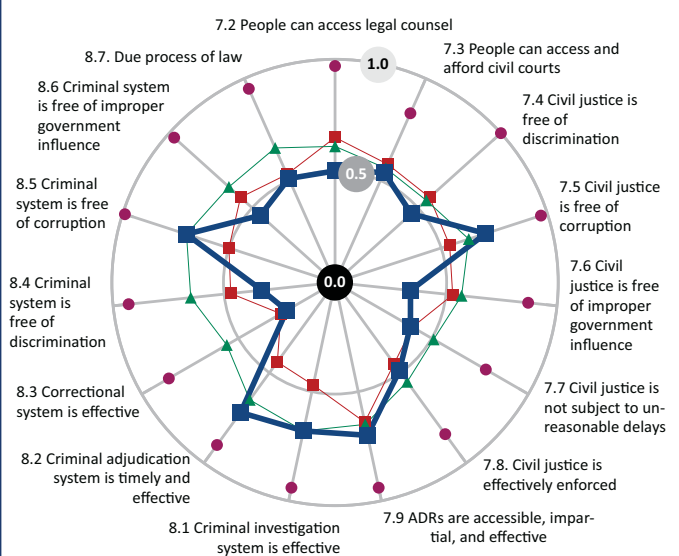
### Security and Fundamental Rights



### Open Government and Regulatory Enforcement



### Access to Justice



## 1. WJP Rule of Law Index™

Income  
Upper Middle

Region  
Latin America & Caribbean

Population  
109m (2010)  
78% Urban  
26% in three largest cities

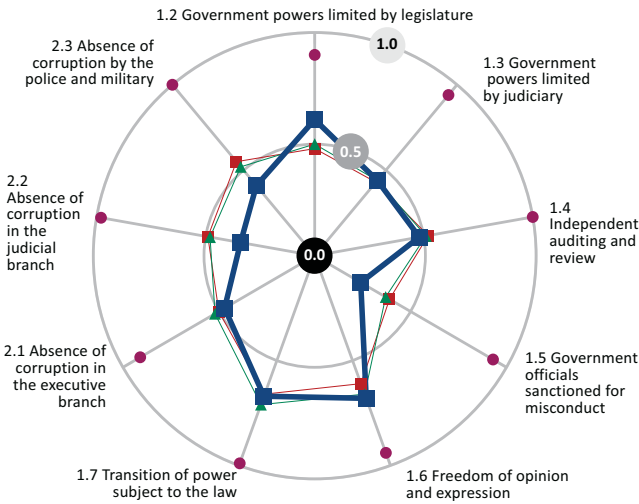
WJP Rule of Law Index Factors		Score	Global Ranking	Regional Ranking	Income Group Ranking
Factor 1:	Limited Government Powers	0.52	40/66	7/12	9/19
Factor 2:	Absence of Corruption	0.41	53/66	10/12	17/19
Factor 3:	Order and Security	0.61	55/66	7/12	13/19
Factor 4:	Fundamental Rights	0.55	47/66	10/12	15/19
Factor 5:	Open Government	0.54	27/66	4/12	5/19
Factor 6:	Regulatory Enforcement	0.52	35/66	6/12	8/19
Factor 7:	Access to Civil Justice	0.46	57/66	11/12	18/19
Factor 8:	Effective Criminal Justice	0.30	63/66	11/12	17/19

## 2. Scores for all WJP Rule of Law Index™ sub-factors

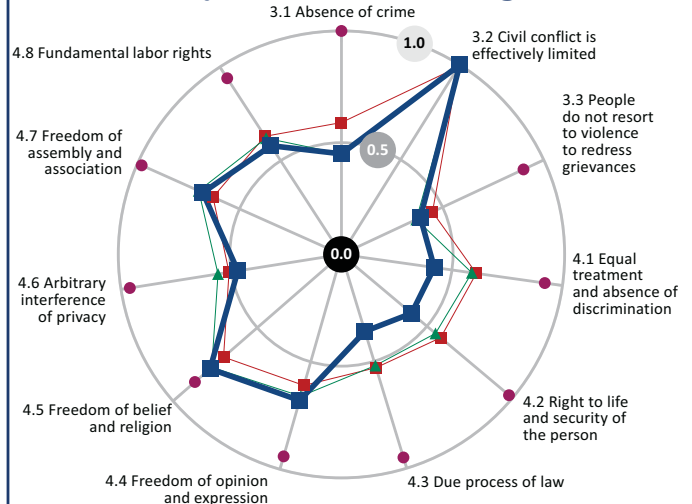
In each graph, a sub-factor is represented by a radius from the center of the circle to the periphery. The center of each circle corresponds to the lowest possible score for each sub-factor (0.00); the outer edge of the circle marks the highest possible score (1.00).

Key — ■ Mexico ● Top Score ■ Upper Middle Income ▲ Latin America & Caribbean

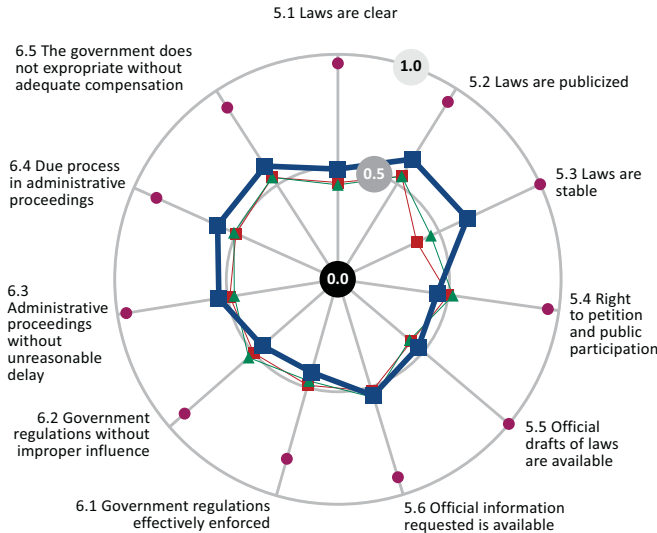
### Accountable Government



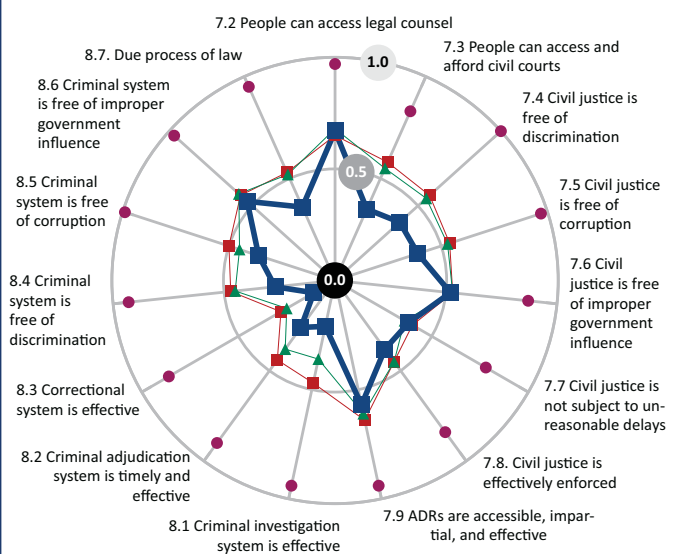
### Security and Fundamental Rights



### Open Government and Regulatory Enforcement



### Access to Justice



## 1. WJP Rule of Law Index™

Income  
Lower Middle

Region  
Middle East & North Africa

Population  
32m (2010)  
57% Urban  
19% in three largest cities

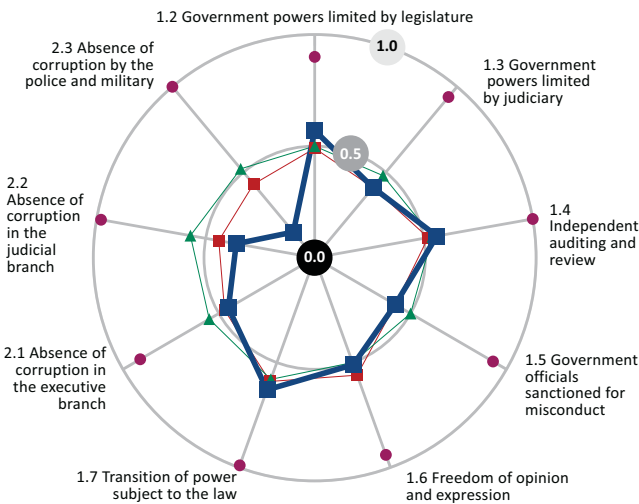
WJP Rule of Law Index Factors		Score	Global Ranking	Regional Ranking	Income Group Ranking
Factor 1:	Limited Government Powers	0.52	43/66	4/5	9/16
Factor 2:	Absence of Corruption	0.32	59/66	5/5	13/16
Factor 3:	Order and Security	0.74	39/66	4/5	7/16
Factor 4:	Fundamental Rights	0.44	60/66	4/5	14/16
Factor 5:	Open Government	0.43	49/66	4/5	11/16
Factor 6:	Regulatory Enforcement	0.47	47/66	4/5	10/16
Factor 7:	Access to Civil Justice	0.52	46/66	4/5	7/16
Factor 8:	Effective Criminal Justice	0.37	59/66	5/5	14/16

## 2. Scores for all WJP Rule of Law Index™ sub-factors

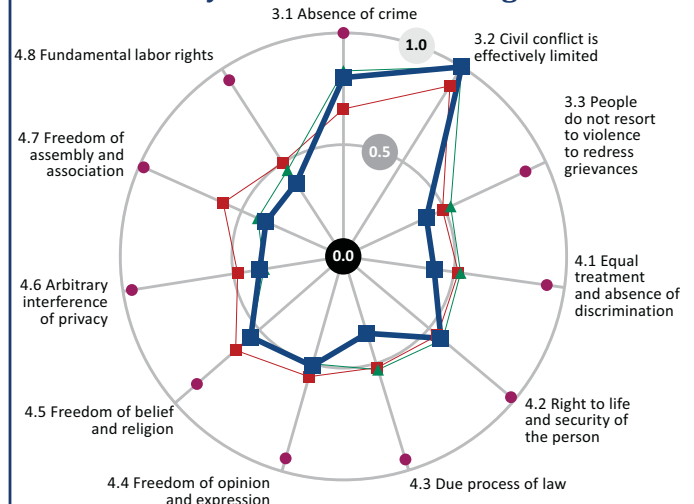
In each graph, a sub-factor is represented by a radius from the center of the circle to the periphery. The center of each circle corresponds to the lowest possible score for each sub-factor (0.00); the outer edge of the circle marks the highest possible score (1.00).

Key — ■ Morocco ● Top Score ■ Lower Middle Income ▲ Middle East & North Africa

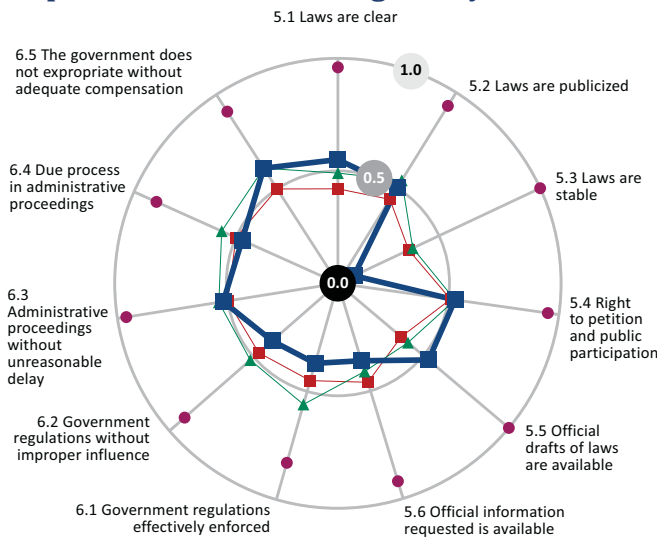
### Accountable Government



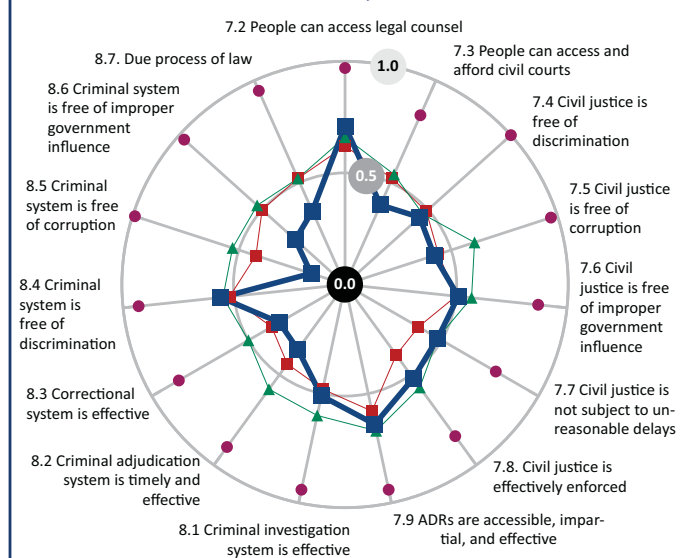
### Security and Fundamental Rights



### Open Government and Regulatory Enforcement



### Access to Justice



## 1. WJP Rule of Law Index™

Income High

Region Western Europe & North America

Population 17m (2010)  
83% Urban  
16% in three largest cities

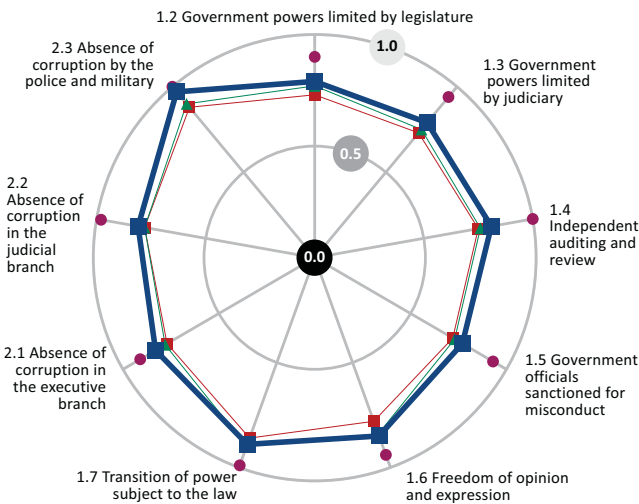
WJP Rule of Law Index Factors		Score	Global Ranking	Regional Ranking	Income Group Ranking
Factor 1:	Limited Government Powers	0.82	6/66	4/12	6/23
Factor 2:	Absence of Corruption	0.87	6/66	3/12	6/23
Factor 3:	Order and Security	0.84	18/66	10/12	17/23
Factor 4:	Fundamental Rights	0.87	4/66	3/12	4/23
Factor 5:	Open Government	0.79	3/66	2/12	3/23
Factor 6:	Regulatory Enforcement	0.78	6/66	4/12	6/23
Factor 7:	Access to Civil Justice	0.78	3/66	3/12	3/23
Factor 8:	Effective Criminal Justice	0.81	6/66	2/12	6/23

## 2. Scores for all WJP Rule of Law Index™ sub-factors

In each graph, a sub-factor is represented by a radius from the center of the circle to the periphery. The center of each circle corresponds to the lowest possible score for each sub-factor (0.00); the outer edge of the circle marks the highest possible score (1.00).

Key — ■ Netherlands ● Top Score ■ High Income ▲ Western Europe & North America

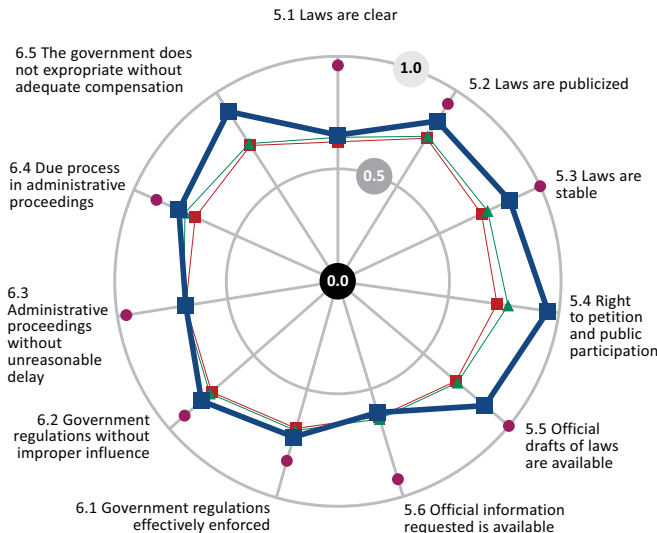
### Accountable Government



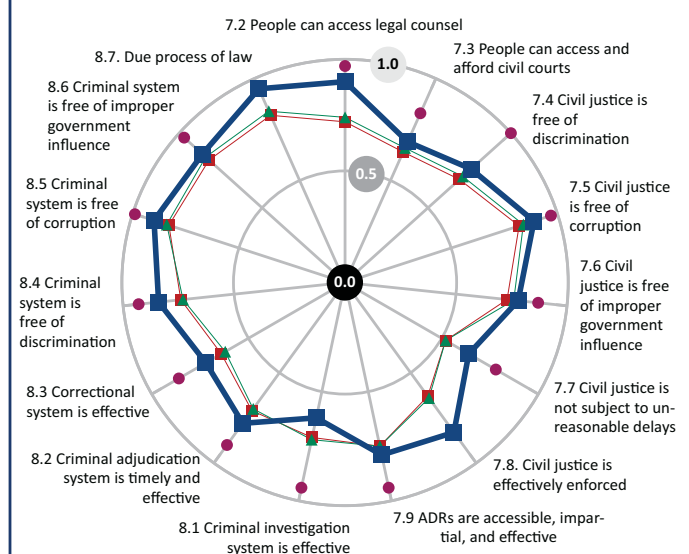
### Security and Fundamental Rights



### Open Government and Regulatory Enforcement



### Access to Justice



## 1. WJP Rule of Law Index™

Income High

Region East Asia & Pacific

Population 4m (2010)  
87% Urban  
48% in three largest cities

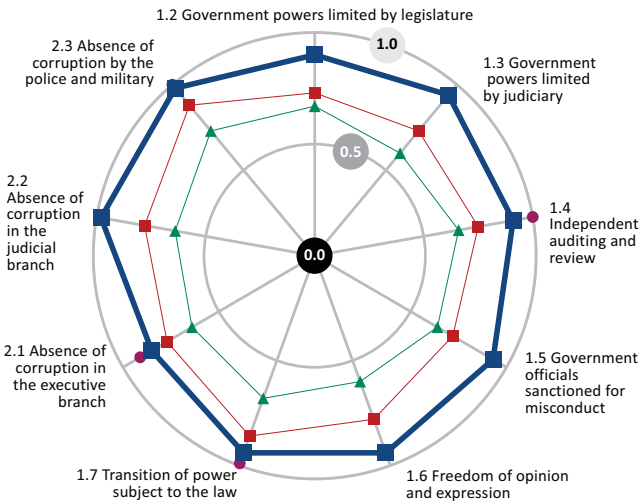
WJP Rule of Law Index Factors		Score	Global Ranking	Regional Ranking	Income Group Ranking
Factor 1:	Limited Government Powers	0.92	2/66	1/13	2/23
Factor 2:	Absence of Corruption	0.94	1/66	1/13	1/23
Factor 3:	Order and Security	0.87	11/66	5/13	11/23
Factor 4:	Fundamental Rights	0.87	3/66	1/13	3/23
Factor 5:	Open Government	0.83	2/66	1/13	2/23
Factor 6:	Regulatory Enforcement	0.81	3/66	1/13	3/23
Factor 7:	Access to Civil Justice	0.78	4/66	1/13	4/23
Factor 8:	Effective Criminal Justice	0.84	3/66	2/13	3/23

## 2. Scores for all WJP Rule of Law Index™ sub-factors

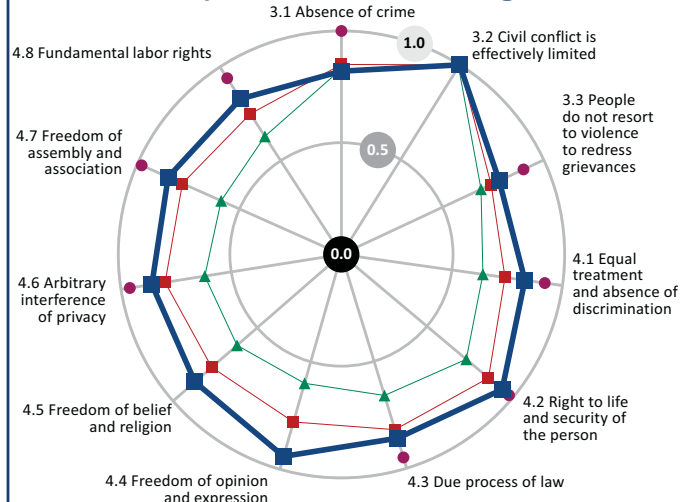
In each graph, a sub-factor is represented by a radius from the center of the circle to the periphery. The center of each circle corresponds to the lowest possible score for each sub-factor (0.00); the outer edge of the circle marks the highest possible score (1.00).

Key — ■ New Zealand ● Top Score ■ High Income ▲ East Asia & Pacific

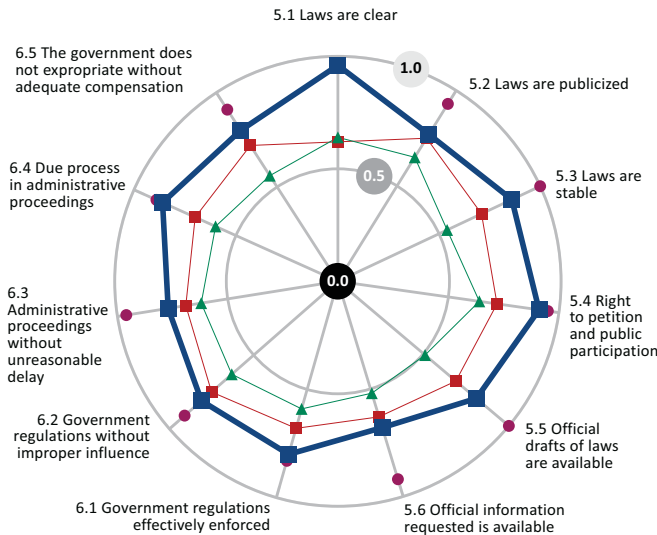
### Accountable Government



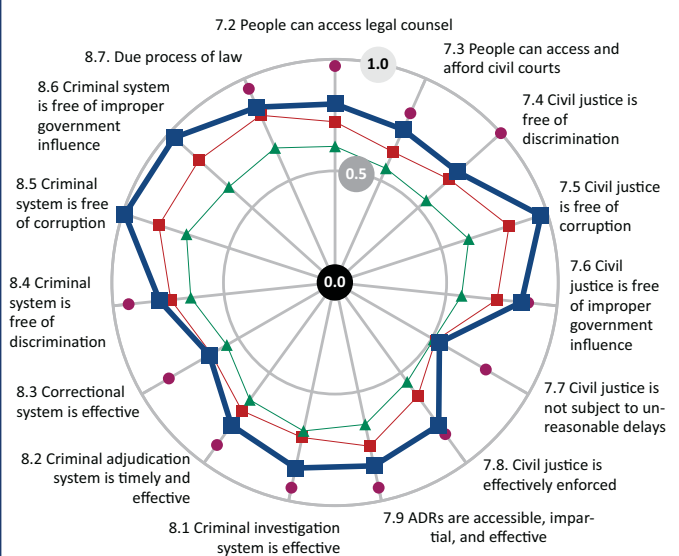
### Security and Fundamental Rights



### Open Government and Regulatory Enforcement



### Access to Justice





## 1. WJP Rule of Law Index™

Income  
Lower Middle

Region  
Sub-Saharan  
Africa

Population  
156m (2010)  
50% Urban  
11% in three  
largest cities

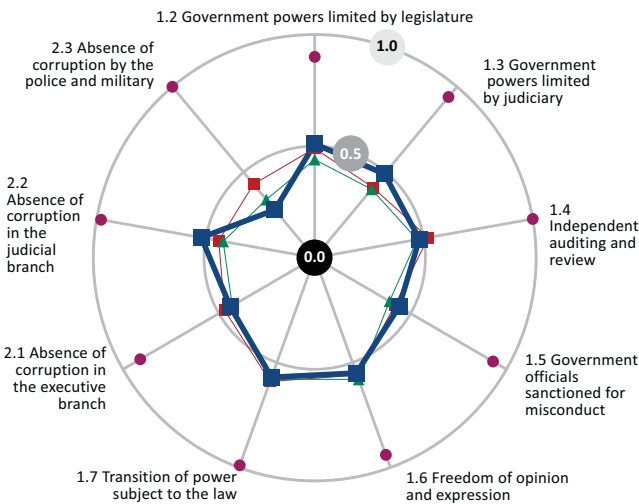
WJP Rule of Law Index Factors		Score	Global Ranking	Regional Ranking	Income Group Ranking
Factor 1:	Limited Government Powers	0.51	44/66	3/9	10/16
Factor 2:	Absence of Corruption	0.41	52/66	5/9	11/16
Factor 3:	Order and Security	0.57	58/66	7/9	14/16
Factor 4:	Fundamental Rights	0.49	55/66	6/9	11/16
Factor 5:	Open Government	0.35	58/66	4/9	13/16
Factor 6:	Regulatory Enforcement	0.45	53/66	5/9	12/16
Factor 7:	Access to Civil Justice	0.57	32/66	3/9	2/16
Factor 8:	Effective Criminal Justice	0.41	53/66	7/9	11/16

## 2. Scores for all WJP Rule of Law Index™ sub-factors

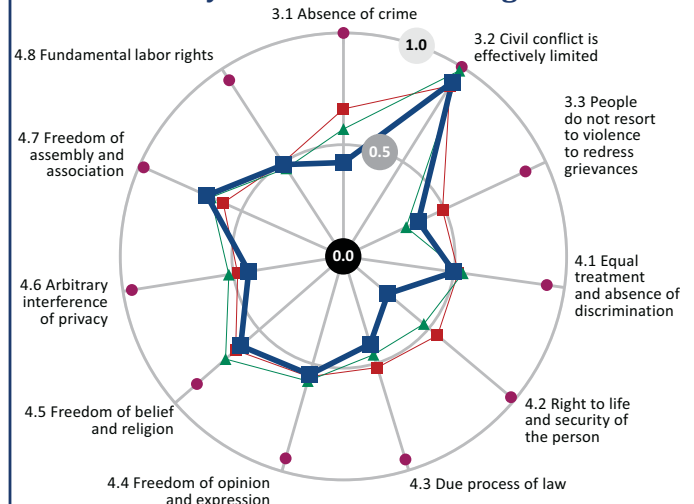
In each graph, a sub-factor is represented by a radius from the center of the circle to the periphery. The center of each circle corresponds to the lowest possible score for each sub-factor (0.00); the outer edge of the circle marks the highest possible score (1.00).

Key — ■ Nigeria ● Top Score ■ Lower Middle Income ▲ Sub-Saharan Africa

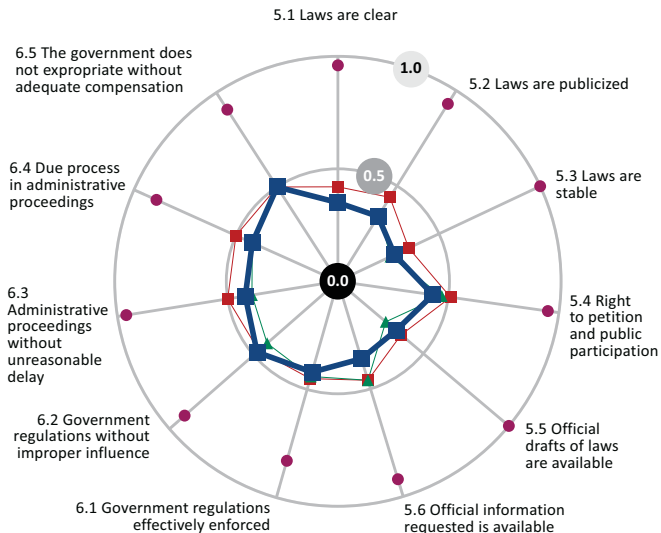
### Accountable Government



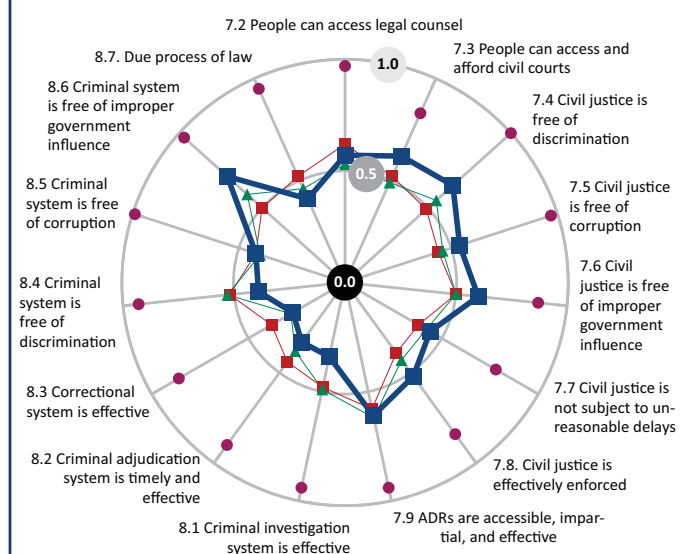
### Security and Fundamental Rights



### Open Government and Regulatory Enforcement



### Access to Justice



## 1. WJP Rule of Law Index™

Income  
High

Region  
Western Europe  
& North America

Population  
5m (2010)

78% Urban  
25% in three  
largest cities

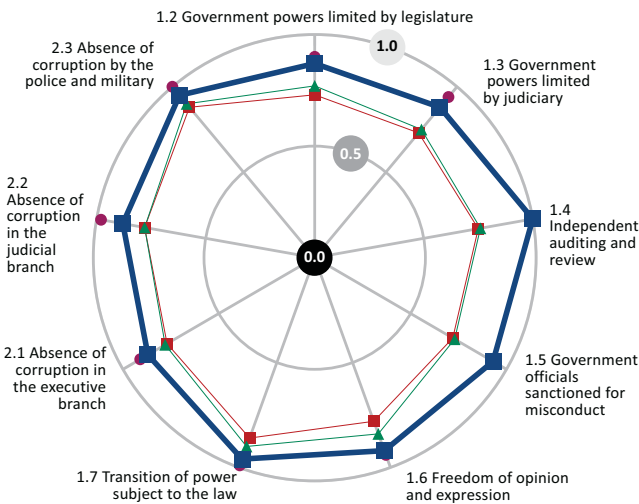
WJP Rule of Law Index Factors		Score	Global Ranking	Regional Ranking	Income Group Ranking
Factor 1:	Limited Government Powers	0.93	1/66	1/12	1/23
Factor 2:	Absence of Corruption	0.90	4/66	2/12	4/23
Factor 3:	Order and Security	0.93	3/66	1/12	3/23
Factor 4:	Fundamental Rights	0.91	2/66	2/12	2/23
Factor 5:	Open Government	0.74	10/66	6/12	10/23
Factor 6:	Regulatory Enforcement	0.86	2/66	2/12	2/23
Factor 7:	Access to Civil Justice	0.81	1/66	1/12	1/23
Factor 8:	Effective Criminal Justice	0.86	1/66	1/12	1/23

## 2. Scores for all WJP Rule of Law Index™ sub-factors

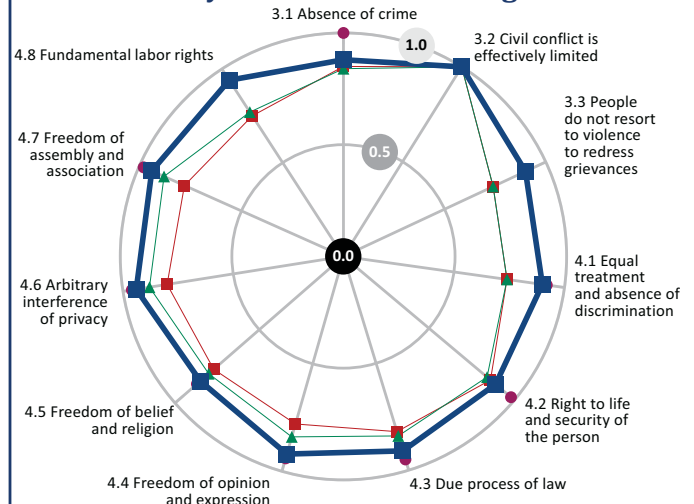
In each graph, a sub-factor is represented by a radius from the center of the circle to the periphery. The center of each circle corresponds to the lowest possible score for each sub-factor (0.00); the outer edge of the circle marks the highest possible score (1.00).

Key — ■ Norway ● Top Score ■ High Income ▲ Western Europe & North America

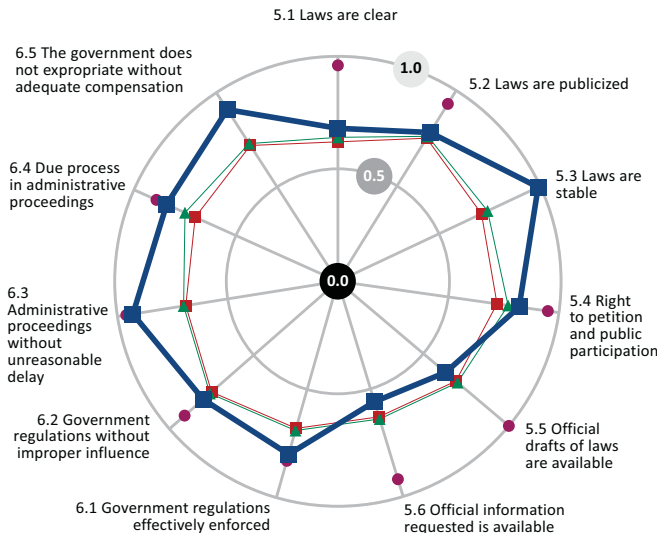
### Accountable Government



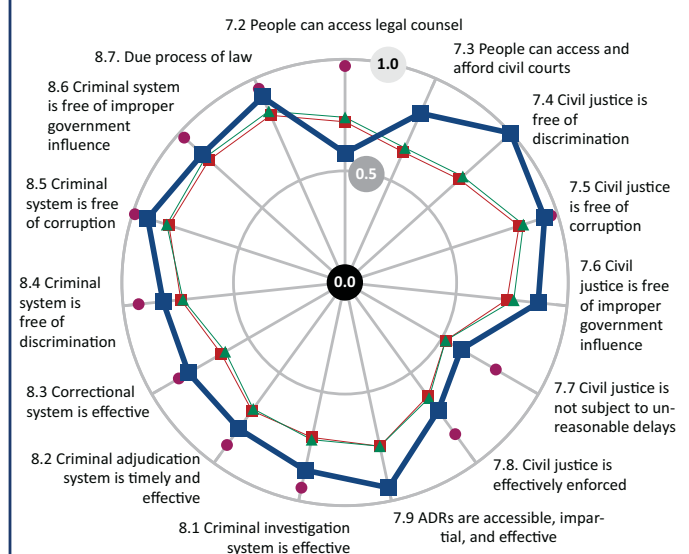
### Security and Fundamental Rights



### Open Government and Regulatory Enforcement



### Access to Justice



## 1. WJP Rule of Law Index™

Income  
Lower Middle

Region  
South Asia

Population  
167m (2010)  
37% Urban  
14% in three largest cities

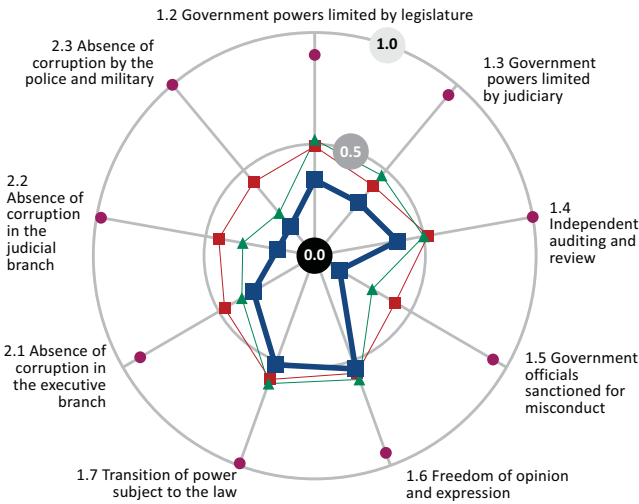
WJP Rule of Law Index Factors		Score	Global Ranking	Regional Ranking	Income Group Ranking
Factor 1:	Limited Government Powers	0.37	60/66	3/3	14/16
Factor 2:	Absence of Corruption	0.22	65/66	3/3	16/16
Factor 3:	Order and Security	0.35	66/66	3/3	16/16
Factor 4:	Fundamental Rights	0.40	65/66	3/3	16/16
Factor 5:	Open Government	0.25	65/66	3/3	16/16
Factor 6:	Regulatory Enforcement	0.41	59/66	3/3	15/16
Factor 7:	Access to Civil Justice	0.32	66/66	3/3	16/16
Factor 8:	Effective Criminal Justice	0.36	61/66	3/3	15/16

## 2. Scores for all WJP Rule of Law Index™ sub-factors

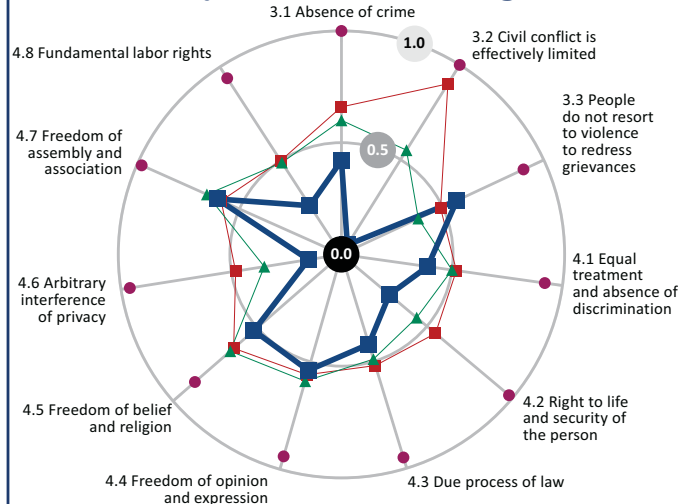
In each graph, a sub-factor is represented by a radius from the center of the circle to the periphery. The center of each circle corresponds to the lowest possible score for each sub-factor (0.00); the outer edge of the circle marks the highest possible score (1.00).

Key — ■ Pakistan ● Top Score ■ Lower Middle Income ▲ South Asia

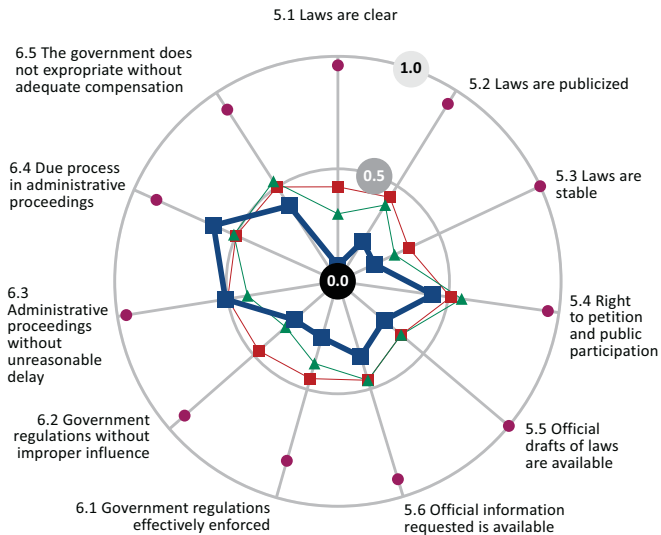
### Accountable Government



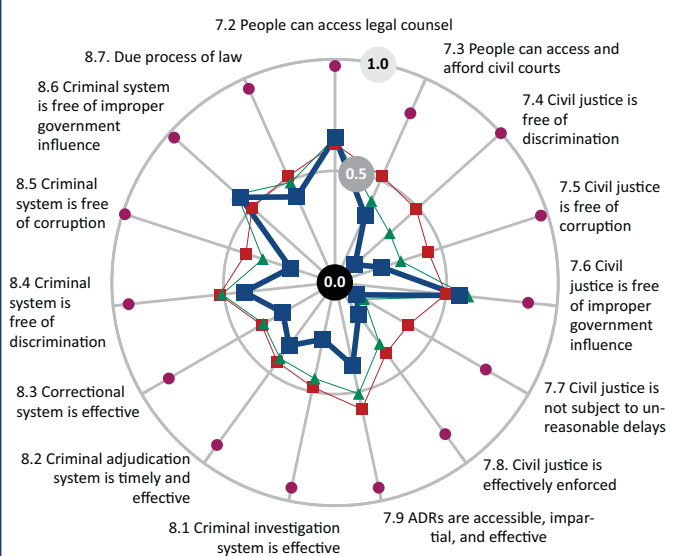
### Security and Fundamental Rights



### Open Government and Regulatory Enforcement



### Access to Justice



## 1. WJP Rule of Law Index™

Income  
Upper Middle

Region  
Latin America  
& Caribbean

Population  
30m (2010)  
72% Urban  
34% in three  
largest cities

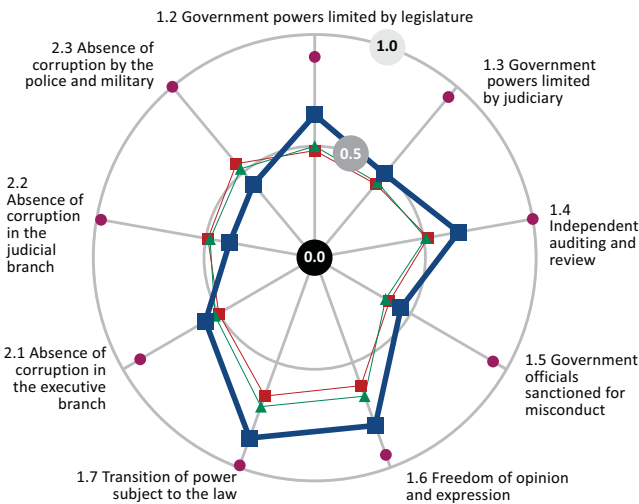
WJP Rule of Law Index Factors		Score	Global Ranking	Regional Ranking	Income Group Ranking
Factor 1:	Limited Government Powers	0.65	23/66	2/12	2/19
Factor 2:	Absence of Corruption	0.46	44/66	7/12	11/19
Factor 3:	Order and Security	0.65	48/66	2/12	11/19
Factor 4:	Fundamental Rights	0.72	24/66	2/12	3/19
Factor 5:	Open Government	0.58	20/66	3/12	3/19
Factor 6:	Regulatory Enforcement	0.55	29/66	5/12	6/19
Factor 7:	Access to Civil Justice	0.49	49/66	8/12	16/19
Factor 8:	Effective Criminal Justice	0.50	36/66	3/12	7/19

## 2. Scores for all WJP Rule of Law Index™ sub-factors

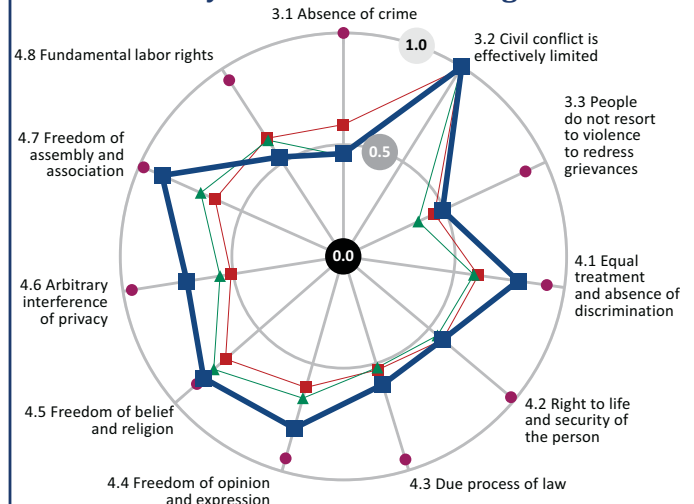
In each graph, a sub-factor is represented by a radius from the center of the circle to the periphery. The center of each circle corresponds to the lowest possible score for each sub-factor (0.00); the outer edge of the circle marks the highest possible score (1.00).

Key — ■ Peru ● Top Score ■ Upper Middle Income ▲ Latin America & Caribbean

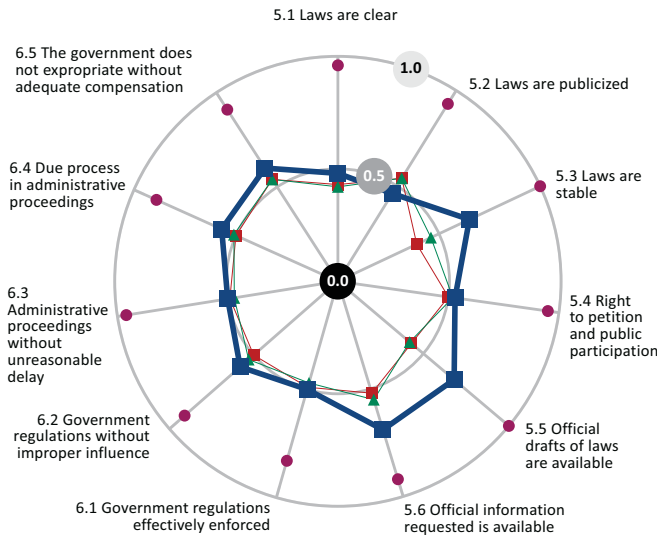
### Accountable Government



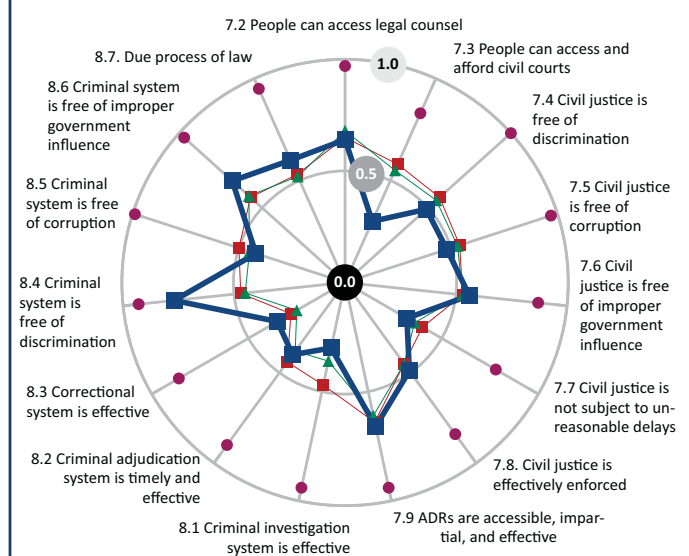
### Security and Fundamental Rights



### Open Government and Regulatory Enforcement



### Access to Justice



## 1. WJP Rule of Law Index™

Income  
Lower Middle

Region  
East Asia & Pacific

Population  
94m (2010)  
66% Urban  
15% in three  
largest cities

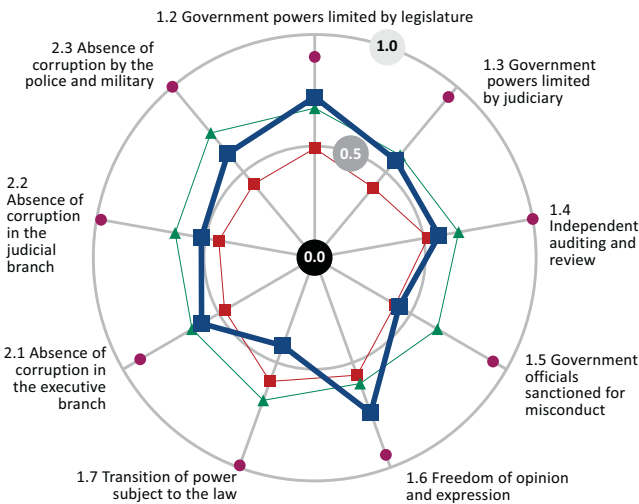
WJP Rule of Law Index Factors		Score	Global Ranking	Regional Ranking	Income Group Ranking
Factor 1:	Limited Government Powers	0.58	31/66	8/13	3/16
Factor 2:	Absence of Corruption	0.57	32/66	10/13	4/16
Factor 3:	Order and Security	0.74	38/66	11/13	6/16
Factor 4:	Fundamental Rights	0.62	40/66	9/13	6/16
Factor 5:	Open Government	0.43	47/66	12/13	10/16
Factor 6:	Regulatory Enforcement	0.53	32/66	8/13	4/16
Factor 7:	Access to Civil Justice	0.46	56/66	12/13	13/16
Factor 8:	Effective Criminal Justice	0.45	47/66	12/13	8/16

## 2. Scores for all WJP Rule of Law Index™ sub-factors

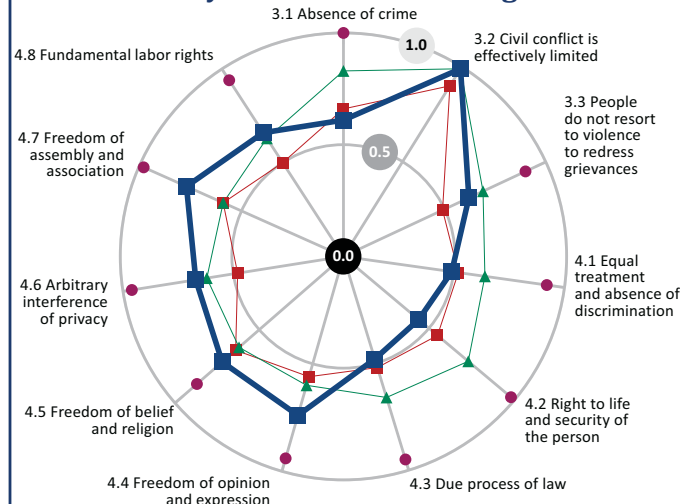
In each graph, a sub-factor is represented by a radius from the center of the circle to the periphery. The center of each circle corresponds to the lowest possible score for each sub-factor (0.00); the outer edge of the circle marks the highest possible score (1.00).

Key — ■ Philippines ● Top Score ■ Lower Middle Income ▲ East Asia & Pacific

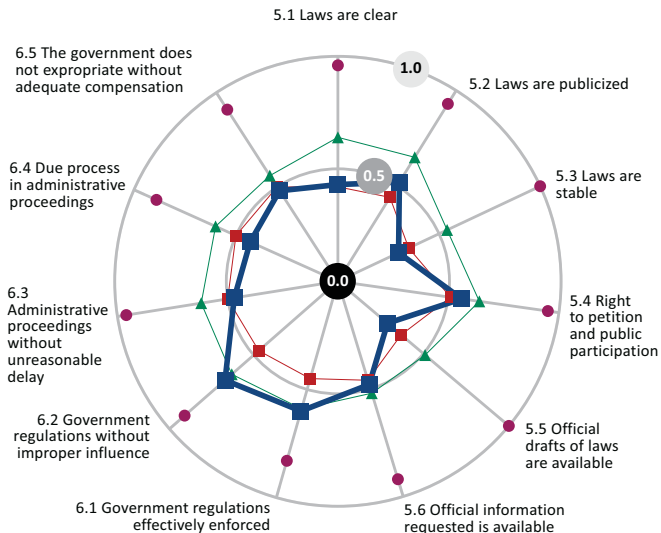
### Accountable Government



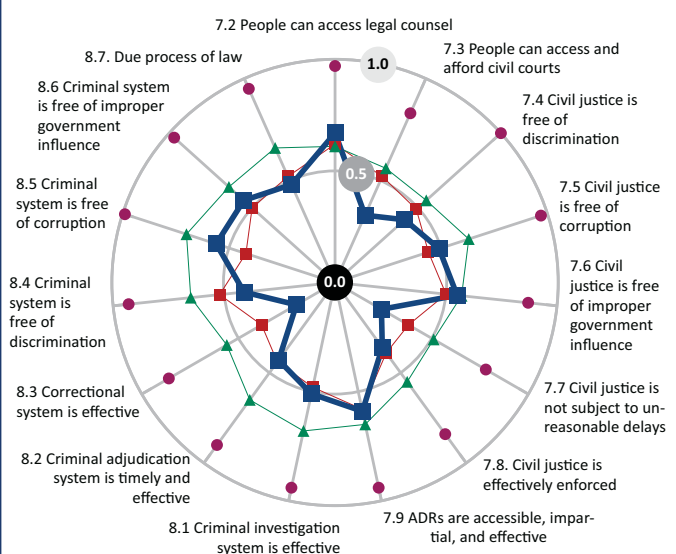
### Security and Fundamental Rights



### Open Government and Regulatory Enforcement



### Access to Justice



## 1. WJP Rule of Law Index™

Income  
High

Region  
Eastern Europe  
& Central Asia

Population  
38m (2010)  
61% Urban  
8% in three  
largest cities

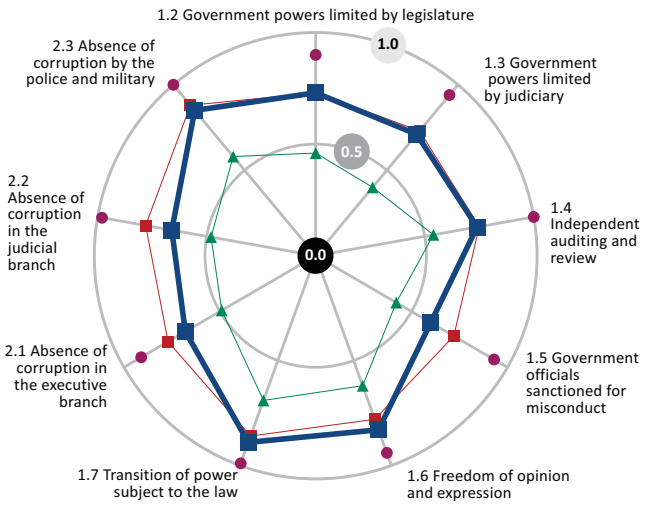
WJP Rule of Law Index Factors		Score	Global Ranking	Regional Ranking	Income Group Ranking
Factor 1:	Limited Government Powers	0.75	14/66	2/12	14/23
Factor 2:	Absence of Corruption	0.73	21/66	2/12	20/23
Factor 3:	Order and Security	0.83	19/66	2/12	18/23
Factor 4:	Fundamental Rights	0.80	12/66	3/12	12/23
Factor 5:	Open Government	0.56	23/66	2/12	20/23
Factor 6:	Regulatory Enforcement	0.58	22/66	2/12	20/23
Factor 7:	Access to Civil Justice	0.58	30/66	5/12	21/23
Factor 8:	Effective Criminal Justice	0.72	17/66	3/12	17/23

## 2. Scores for all WJP Rule of Law Index™ sub-factors

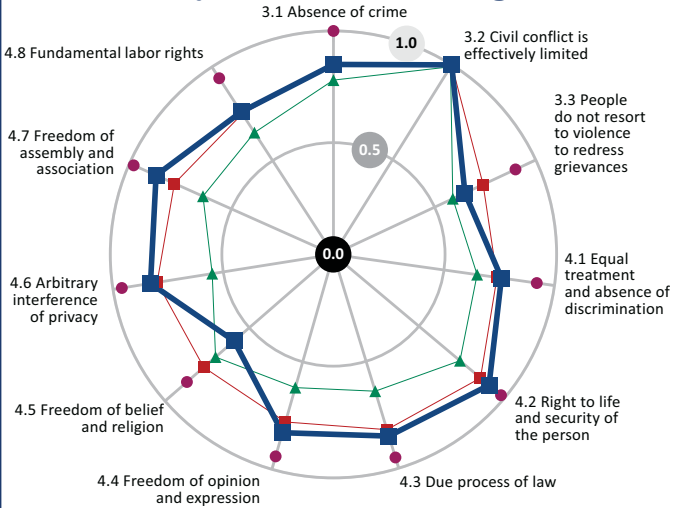
In each graph, a sub-factor is represented by a radius from the center of the circle to the periphery. The center of each circle corresponds to the lowest possible score for each sub-factor (0.00); the outer edge of the circle marks the highest possible score (1.00).

Key — ■ Poland ● Top Score ■ High Income ▲ Eastern Europe & Central Asia

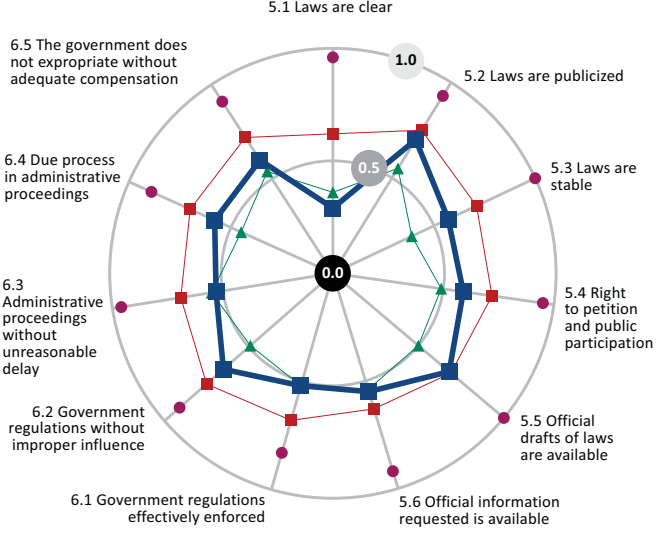
### Accountable Government



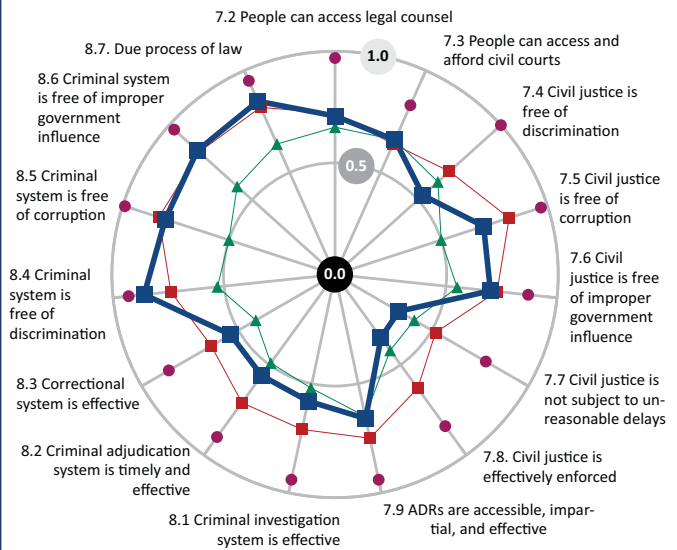
### Security and Fundamental Rights



### Open Government and Regulatory Enforcement



### Access to Justice



## 1. WJP Rule of Law Index™

Income  
Upper Middle

Region  
Eastern Europe  
& Central Asia

Population  
21m (2010)  
55% Urban  
12% in three  
largest cities

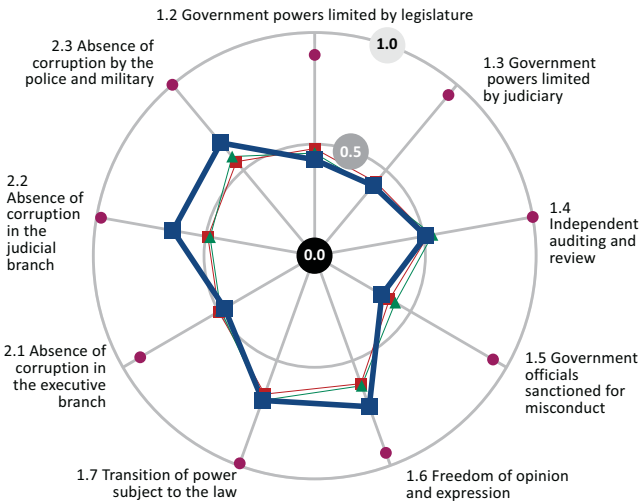
WJP Rule of Law Index Factors		Score	Global Ranking	Regional Ranking	Income Group Ranking
Factor 1:	Limited Government Powers	0.52	41/66	5/12	10/19
Factor 2:	Absence of Corruption	0.59	31/66	4/12	6/19
Factor 3:	Order and Security	0.83	20/66	3/12	2/19
Factor 4:	Fundamental Rights	0.73	22/66	4/12	2/19
Factor 5:	Open Government	0.46	36/66	5/12	7/19
Factor 6:	Regulatory Enforcement	0.50	41/66	7/12	12/19
Factor 7:	Access to Civil Justice	0.56	35/66	7/12	9/19
Factor 8:	Effective Criminal Justice	0.57	28/66	5/12	3/19

## 2. Scores for all WJP Rule of Law Index™ sub-factors

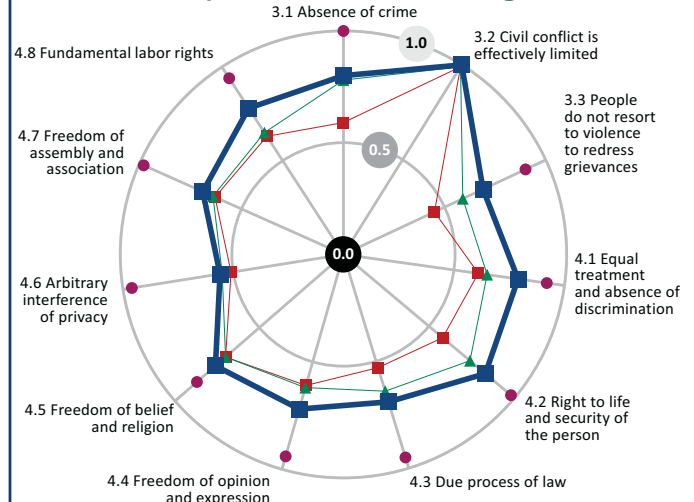
In each graph, a sub-factor is represented by a radius from the center of the circle to the periphery. The center of each circle corresponds to the lowest possible score for each sub-factor (0.00); the outer edge of the circle marks the highest possible score (1.00).

Key — ■ Romania ● Top Score ■ Upper Middle Income ▲ Eastern Europe & Central Asia

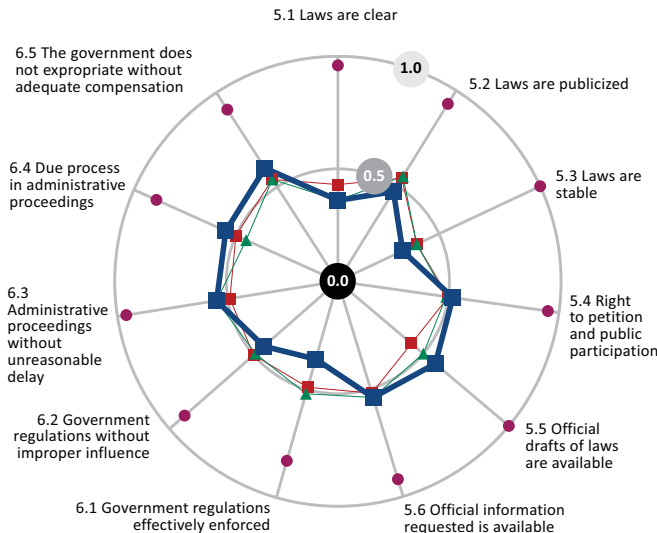
### Accountable Government



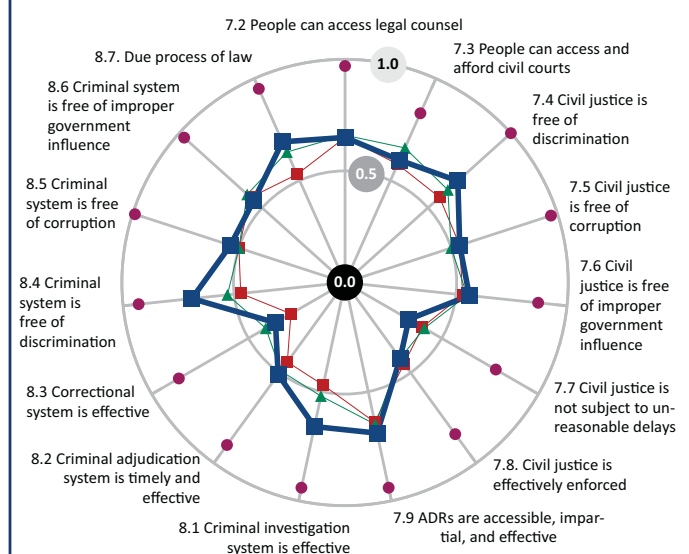
### Security and Fundamental Rights



### Open Government and Regulatory Enforcement



### Access to Justice



## 1. WJP Rule of Law Index™

Income  
Upper Middle

Region  
Eastern Europe  
& Central Asia

Population  
140m (2010)  
73% Urban  
12% in three  
largest cities

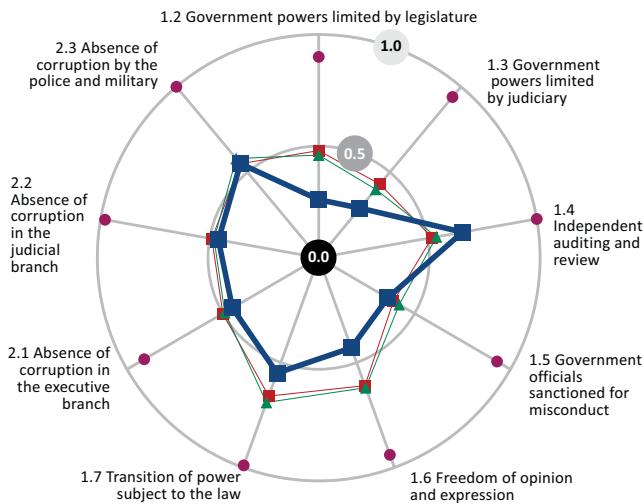
WJP Rule of Law Index Factors		Score	Global Ranking	Regional Ranking	Income Group Ranking
Factor 1:	Limited Government Powers	0.42	55/66	9/12	16/19
Factor 2:	Absence of Corruption	0.49	39/66	6/12	9/19
Factor 3:	Order and Security	0.75	36/66	12/12	7/19
Factor 4:	Fundamental Rights	0.55	46/66	10/12	14/19
Factor 5:	Open Government	0.41	52/66	10/12	16/19
Factor 6:	Regulatory Enforcement	0.45	52/66	11/12	15/19
Factor 7:	Access to Civil Justice	0.54	40/66	9/12	13/19
Factor 8:	Effective Criminal Justice	0.64	23/66	4/12	1/19

## 2. Scores for all WJP Rule of Law Index™ sub-factors

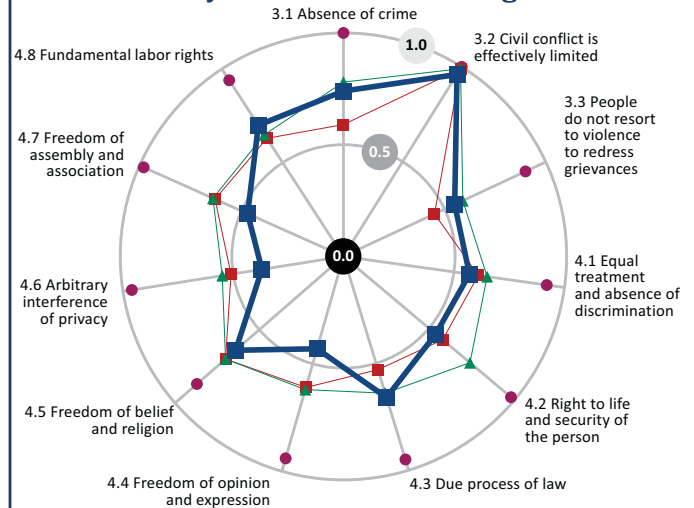
In each graph, a sub-factor is represented by a radius from the center of the circle to the periphery. The center of each circle corresponds to the lowest possible score for each sub-factor (0.00); the outer edge of the circle marks the highest possible score (1.00).

Key — ■ Russia ● Top Score ■ Upper Middle Income ▲ Eastern Europe & Central Asia

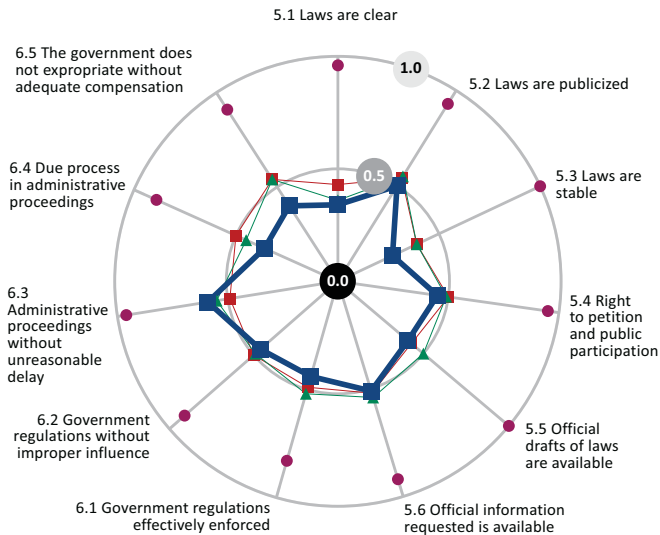
### Accountable Government



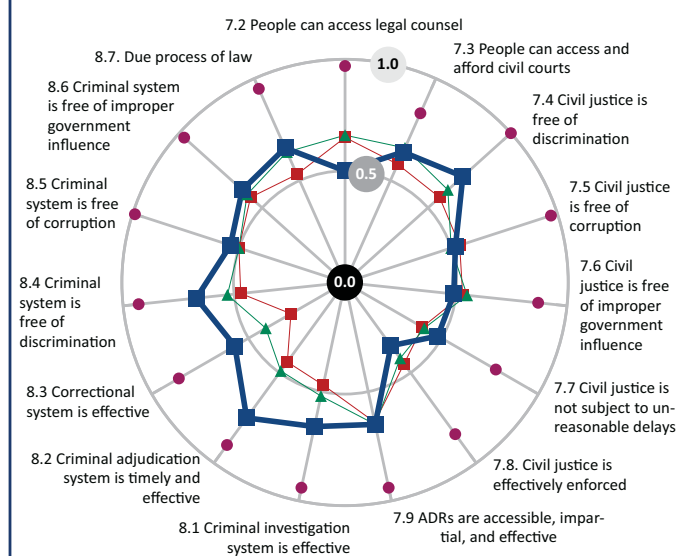
### Security and Fundamental Rights



### Open Government and Regulatory Enforcement



### Access to Justice





## 1. WJP Rule of Law Index™

Income  
Lower Middle

Region  
Sub-Saharan  
Africa

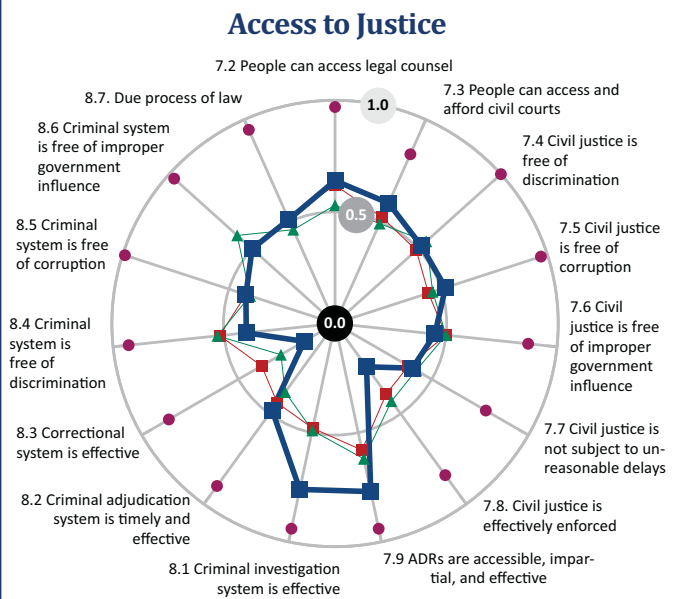
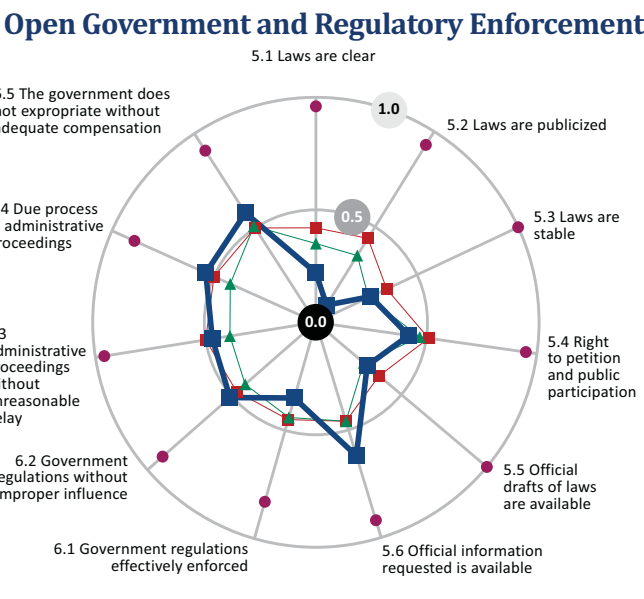
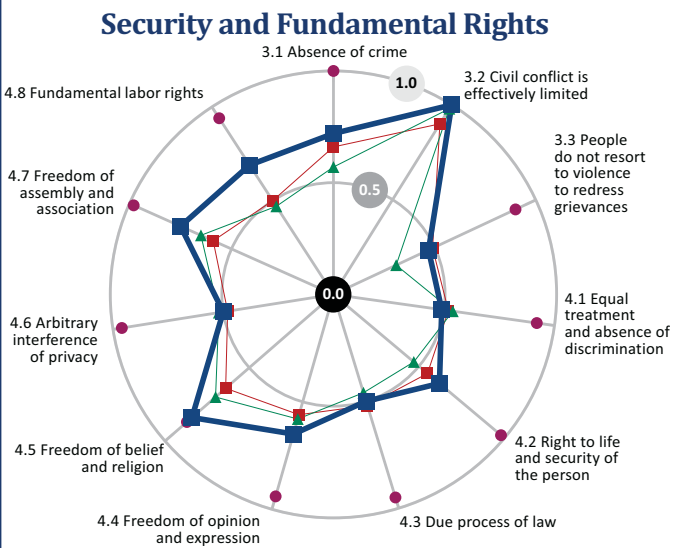
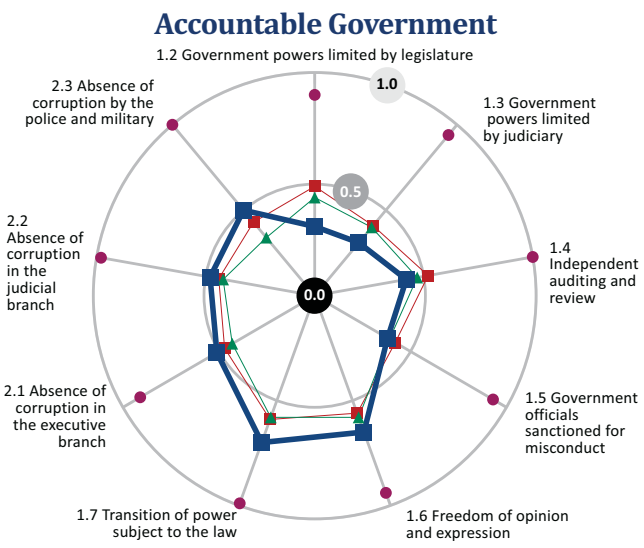
Population  
13m (2010)  
43% Urban  
25% in three  
largest cities

WJP Rule of Law Index Factors		Score	Global Ranking	Regional Ranking	Income Group Ranking
Factor 1:	Limited Government Powers	0.46	51/66	5/9	11/16
Factor 2:	Absence of Corruption	0.49	38/66	2/9	7/16
Factor 3:	Order and Security	0.73	40/66	1/9	8/16
Factor 4:	Fundamental Rights	0.63	35/66	3/9	4/16
Factor 5:	Open Government	0.32	62/66	6/9	14/16
Factor 6:	Regulatory Enforcement	0.49	45/66	3/9	8/16
Factor 7:	Access to Civil Justice	0.52	43/66	5/9	5/16
Factor 8:	Effective Criminal Justice	0.46	46/66	5/9	7/16

## 2. Scores for all WJP Rule of Law Index™ sub-factors

In each graph, a sub-factor is represented by a radius from the center of the circle to the periphery. The center of each circle corresponds to the lowest possible score for each sub-factor (0.00); the outer edge of the circle marks the highest possible score (1.00).

Key — ■ Senegal ● Top Score ■ Lower Middle Income ▲ Sub-Saharan Africa



## 1. WJP Rule of Law Index™

Income  
High

Region  
East Asia & Pacific

Population  
5m (2010)

100% Urban  
89% in three  
largest cities

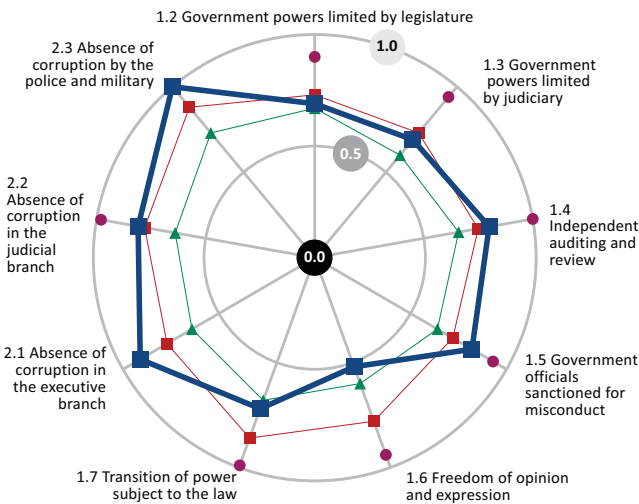
WJP Rule of Law Index Factors		Score	Global Ranking	Regional Ranking	Income Group Ranking
Factor 1:	Limited Government Powers	0.71	19/66	5/13	18/23
Factor 2:	Absence of Corruption	0.91	3/66	2/13	3/23
Factor 3:	Order and Security	0.95	2/66	2/13	2/23
Factor 4:	Fundamental Rights	0.62	39/66	8/13	22/23
Factor 5:	Open Government	0.59	19/66	6/13	17/23
Factor 6:	Regulatory Enforcement	0.74	10/66	4/13	10/23
Factor 7:	Access to Civil Justice	0.67	14/66	5/13	14/23
Factor 8:	Effective Criminal Justice	0.83	5/66	3/13	5/23

## 2. Scores for all WJP Rule of Law Index™ sub-factors

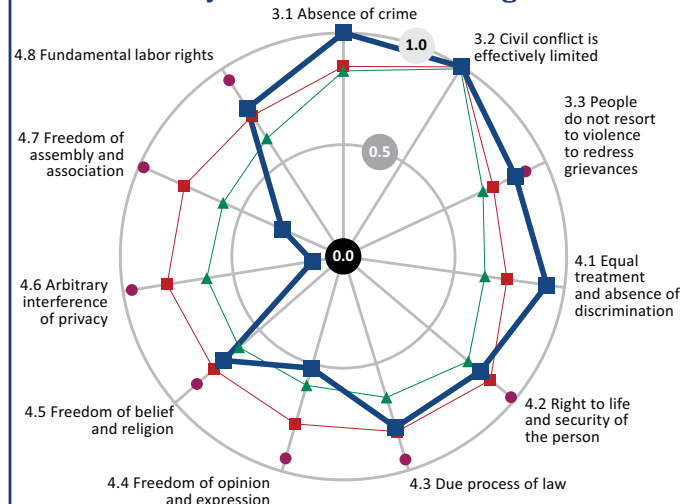
In each graph, a sub-factor is represented by a radius from the center of the circle to the periphery. The center of each circle corresponds to the lowest possible score for each sub-factor (0.00); the outer edge of the circle marks the highest possible score (1.00).

Key — ■ Singapore ● Top Score ■ High Income ▲ East Asia & Pacific

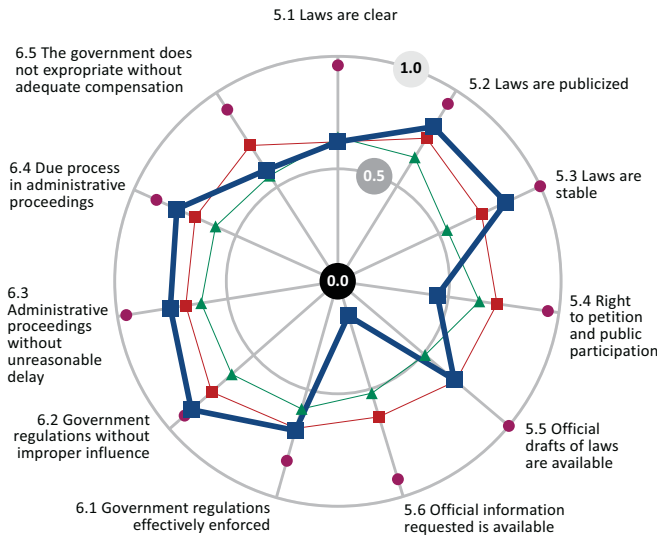
### Accountable Government



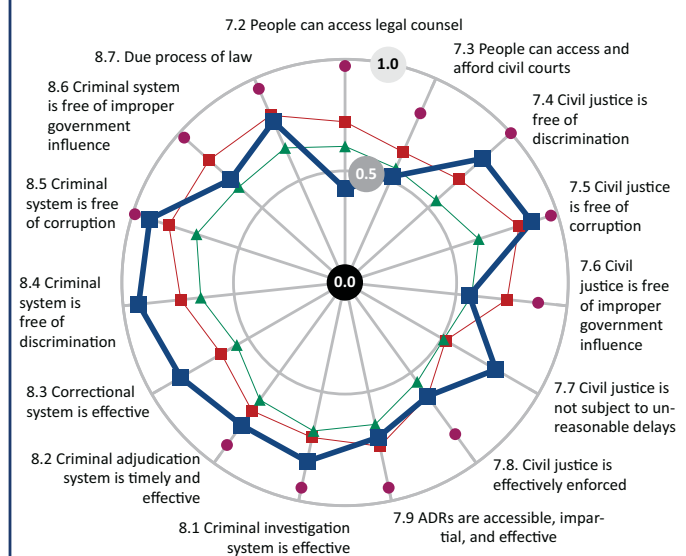
### Security and Fundamental Rights



### Open Government and Regulatory Enforcement



### Access to Justice



## 1. WJP Rule of Law Index™

Income  
Upper Middle

Region  
Sub-Saharan  
Africa

Population  
50m (2010)  
62% Urban  
20% in three  
largest cities

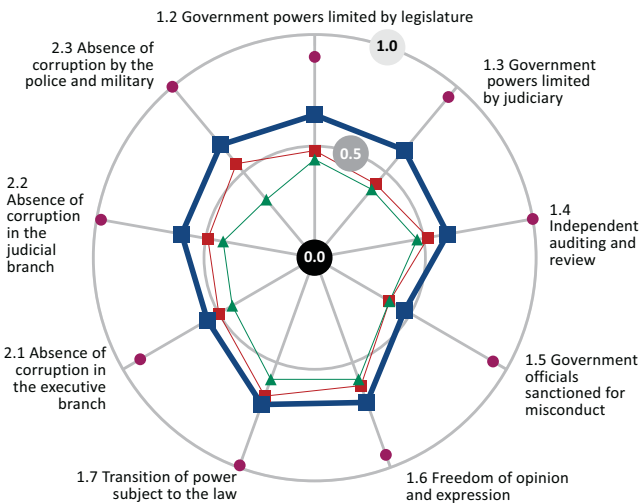
WJP Rule of Law Index Factors		Score	Global Ranking	Regional Ranking	Income Group Ranking
Factor 1:	Limited Government Powers	0.62	26/66	2/9	4/19
Factor 2:	Absence of Corruption	0.61	29/66	1/9	5/19
Factor 3:	Order and Security	0.55	63/66	9/9	18/19
Factor 4:	Fundamental Rights	0.65	31/66	2/9	8/19
Factor 5:	Open Government	0.56	24/66	1/9	4/19
Factor 6:	Regulatory Enforcement	0.57	23/66	1/9	2/19
Factor 7:	Access to Civil Justice	0.60	23/66	1/9	2/19
Factor 8:	Effective Criminal Justice	0.56	29/66	1/9	4/19

## 2. Scores for all WJP Rule of Law Index™ sub-factors

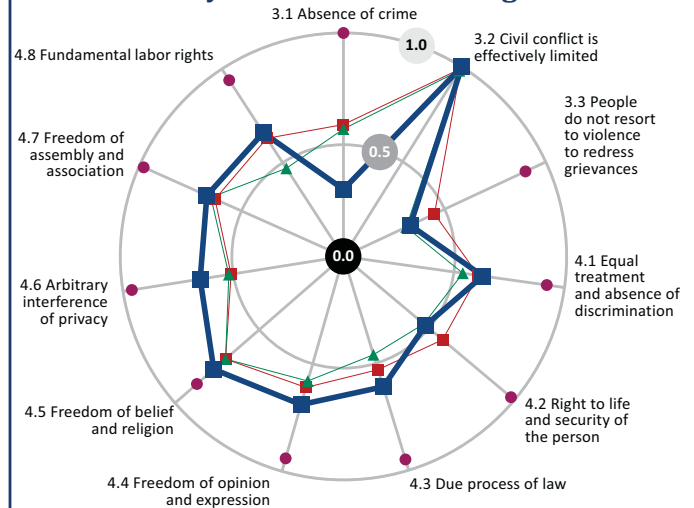
In each graph, a sub-factor is represented by a radius from the center of the circle to the periphery. The center of each circle corresponds to the lowest possible score for each sub-factor (0.00); the outer edge of the circle marks the highest possible score (1.00).

Key — ■ South Africa ● Top Score ■ Upper Middle Income ▲ Sub-Saharan Africa

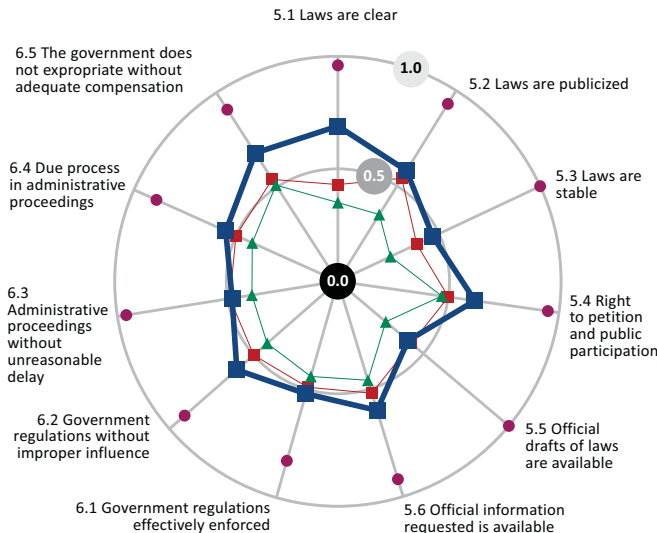
### Accountable Government



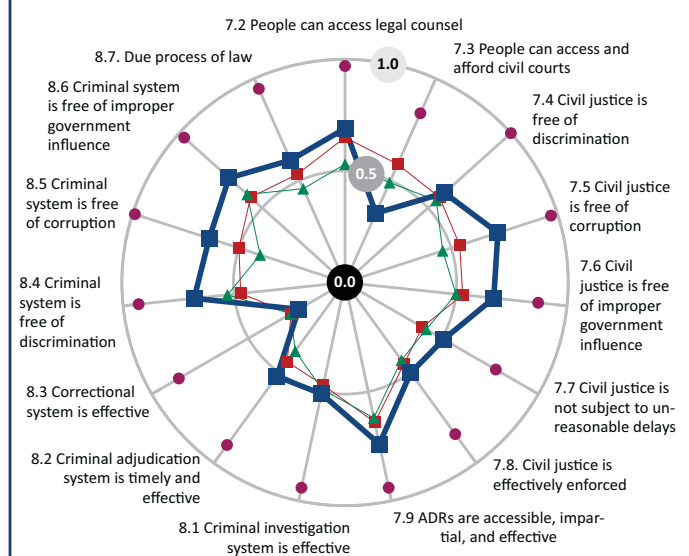
### Security and Fundamental Rights



### Open Government and Regulatory Enforcement



### Access to Justice



## 1. WJP Rule of Law Index™

Income  
High

Region  
East Asia & Pacific

Population  
49m (2010)  
82% Urban  
32% in three  
largest cities

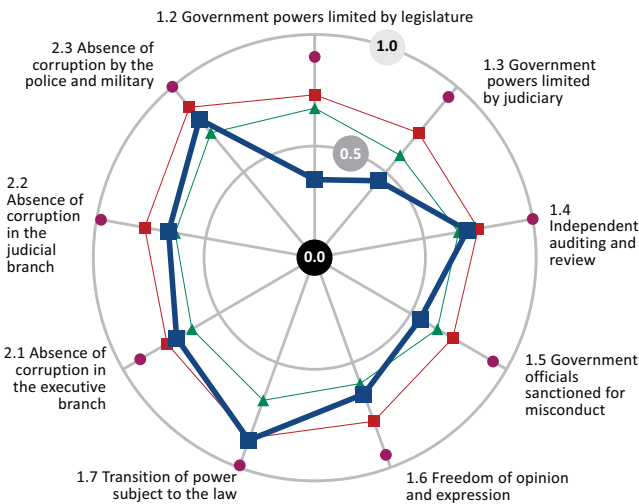
WJP Rule of Law Index Factors		Score	Global Ranking	Regional Ranking	Income Group Ranking
Factor 1:	Limited Government Powers	0.60	30/66	7/13	22/23
Factor 2:	Absence of Corruption	0.73	20/66	6/13	19/23
Factor 3:	Order and Security	0.83	21/66	7/13	19/23
Factor 4:	Fundamental Rights	0.76	17/66	4/13	17/23
Factor 5:	Open Government	0.71	14/66	5/13	14/23
Factor 6:	Regulatory Enforcement	0.69	16/66	5/13	16/23
Factor 7:	Access to Civil Justice	0.65	17/66	6/13	17/23
Factor 8:	Effective Criminal Justice	0.68	21/66	6/13	21/23

## 2. Scores for all WJP Rule of Law Index™ sub-factors

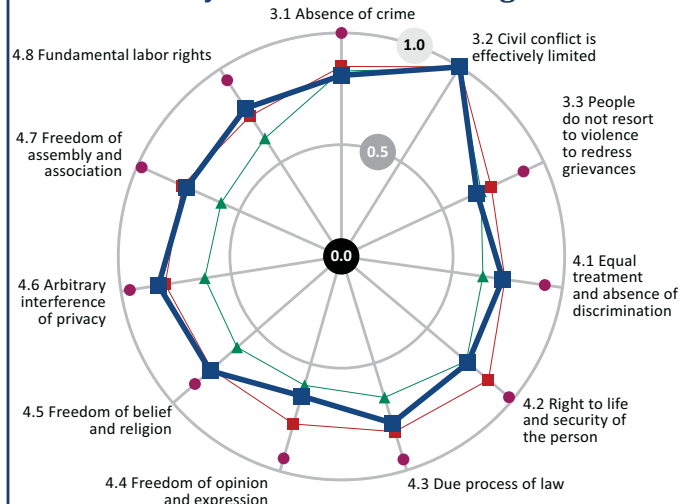
In each graph, a sub-factor is represented by a radius from the center of the circle to the periphery. The center of each circle corresponds to the lowest possible score for each sub-factor (0.00); the outer edge of the circle marks the highest possible score (1.00).

Key — ■ South Korea ● Top Score ■ High Income ▲ East Asia & Pacific

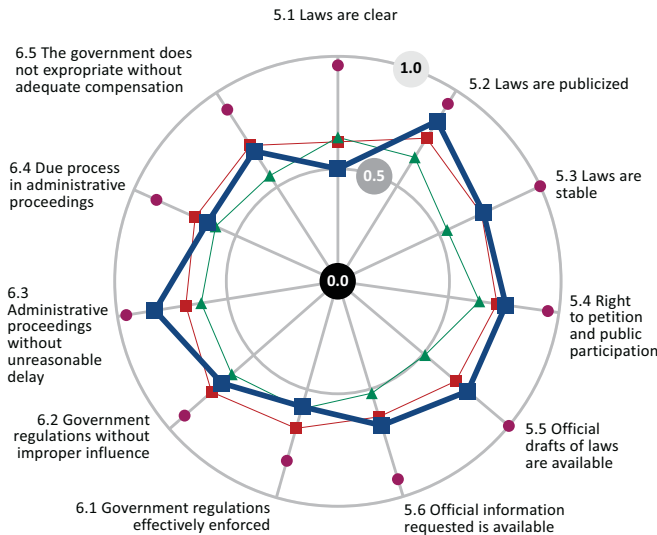
### Accountable Government



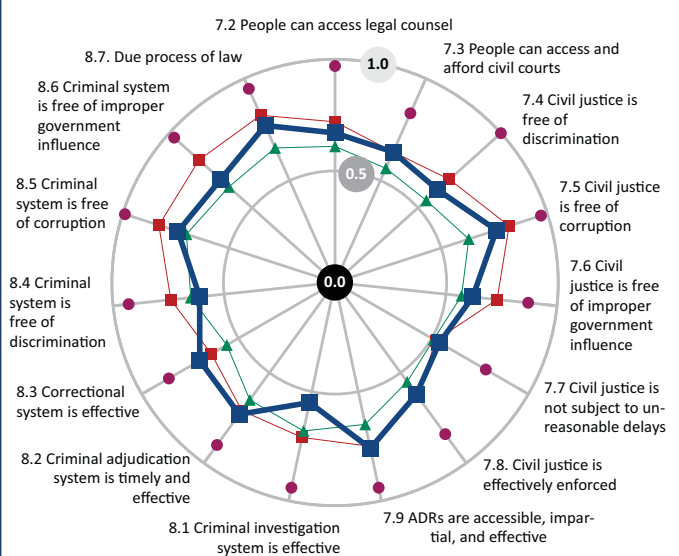
### Security and Fundamental Rights



### Open Government and Regulatory Enforcement



### Access to Justice



## 1. WJP Rule of Law Index™

Income  
High

Region  
Western Europe  
& North America

Population  
46m (2010)  
77% Urban  
25% in three  
largest cities

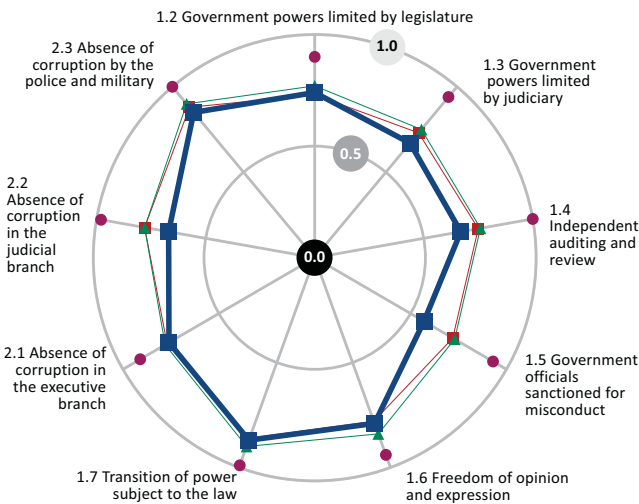
WJP Rule of Law Index Factors		Score	Global Ranking	Regional Ranking	Income Group Ranking
Factor 1:	Limited Government Powers	0.72	18/66	11/12	17/23
Factor 2:	Absence of Corruption	0.76	19/66	11/12	18/23
Factor 3:	Order and Security	0.81	25/66	11/12	21/23
Factor 4:	Fundamental Rights	0.80	13/66	8/12	13/23
Factor 5:	Open Government	0.58	22/66	11/12	19/23
Factor 6:	Regulatory Enforcement	0.62	21/66	11/12	19/23
Factor 7:	Access to Civil Justice	0.64	19/66	10/12	18/23
Factor 8:	Effective Criminal Justice	0.70	19/66	10/12	19/23

## 2. Scores for all WJP Rule of Law Index™ sub-factors

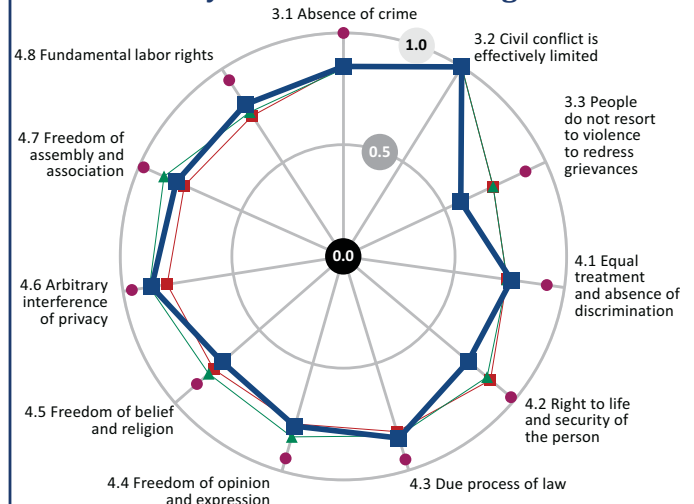
In each graph, a sub-factor is represented by a radius from the center of the circle to the periphery. The center of each circle corresponds to the lowest possible score for each sub-factor (0.00); the outer edge of the circle marks the highest possible score (1.00).

Key — ■ Spain ● Top Score ■ High Income ▲ Western Europe & North America

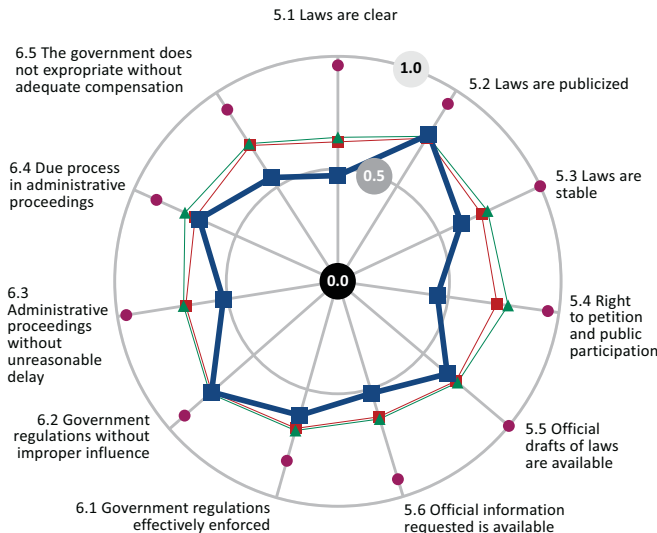
### Accountable Government



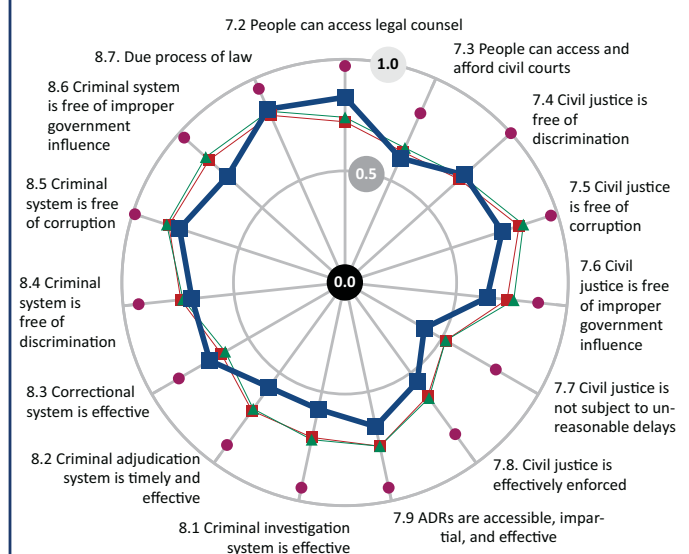
### Security and Fundamental Rights



### Open Government and Regulatory Enforcement



### Access to Justice



## 1. WJP Rule of Law Index™

Income  
High

Region  
Western Europe  
& North America

Population  
9m (2010)

85% Urban  
22% in three  
largest cities

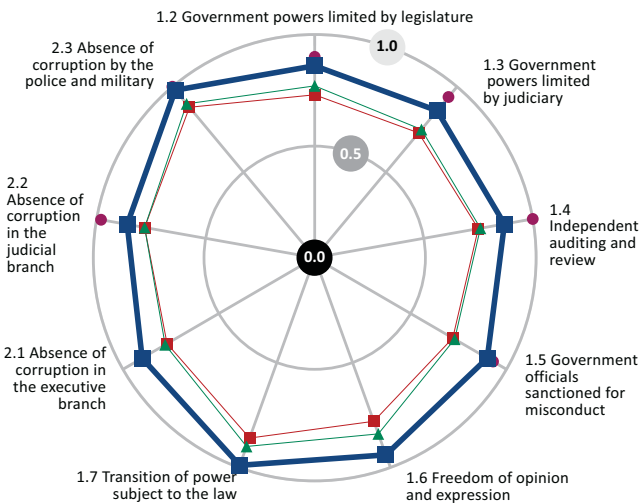
WJP Rule of Law Index Factors		Score	Global Ranking	Regional Ranking	Income Group Ranking
Factor 1:	Limited Government Powers	0.90	3/66	2/12	3/23
Factor 2:	Absence of Corruption	0.91	2/66	1/12	2/23
Factor 3:	Order and Security	0.92	5/66	2/12	5/23
Factor 4:	Fundamental Rights	0.92	1/66	1/12	1/23
Factor 5:	Open Government	0.88	1/66	1/12	1/23
Factor 6:	Regulatory Enforcement	0.88	1/66	1/12	1/23
Factor 7:	Access to Civil Justice	0.76	5/66	4/12	5/23
Factor 8:	Effective Criminal Justice	0.80	7/66	3/12	7/23

## 2. Scores for all WJP Rule of Law Index™ sub-factors

In each graph, a sub-factor is represented by a radius from the center of the circle to the periphery. The center of each circle corresponds to the lowest possible score for each sub-factor (0.00); the outer edge of the circle marks the highest possible score (1.00).

Key — ■ Sweden ● Top Score ■ High Income ▲ Western Europe & North America

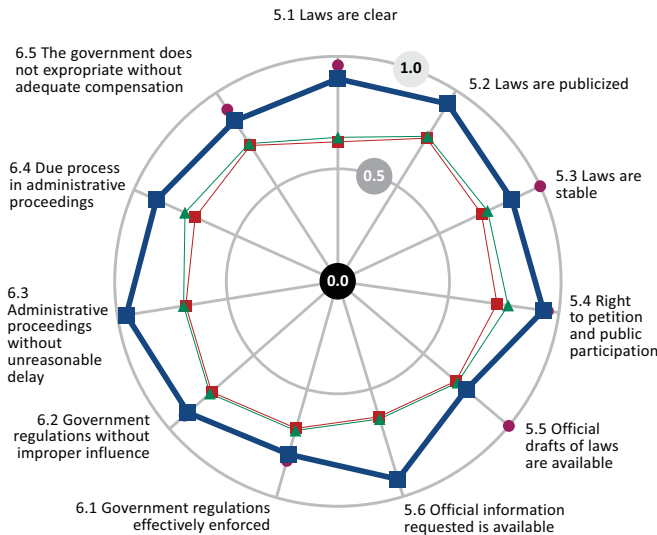
### Accountable Government



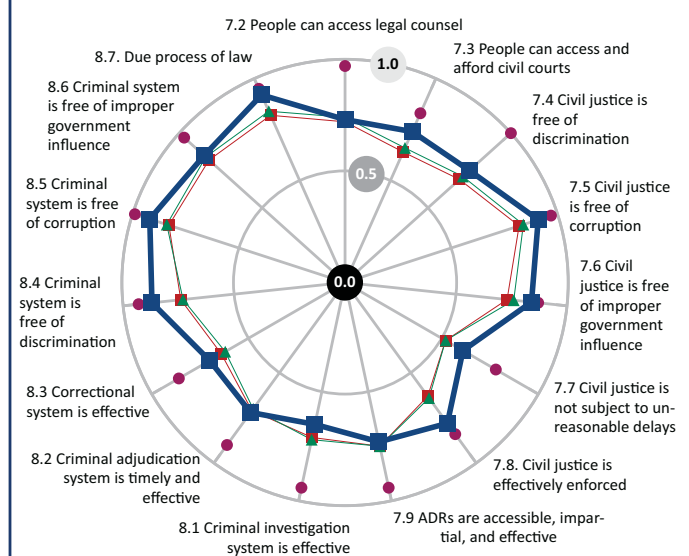
### Security and Fundamental Rights



### Open Government and Regulatory Enforcement



### Access to Justice



## 1. WJP Rule of Law Index™

Income  
Lower Middle

Region  
East Asia & Pacific

Population  
64m (2010)  
34% Urban  
12% in three largest cities

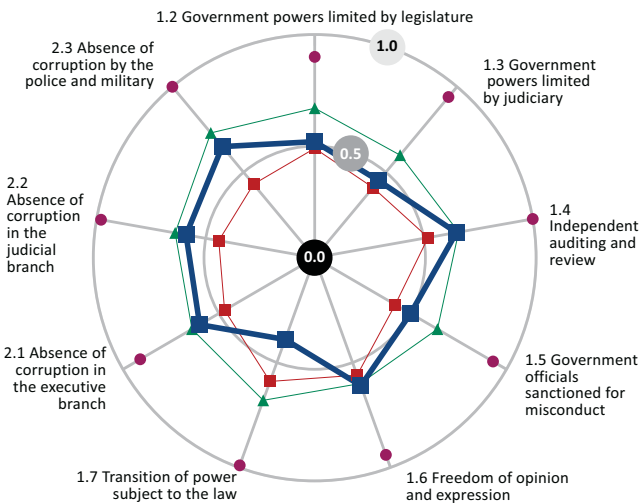
WJP Rule of Law Index Factors		Score	Global Ranking	Regional Ranking	Income Group Ranking
Factor 1:	Limited Government Powers	0.52	42/66	12/13	8/16
Factor 2:	Absence of Corruption	0.61	28/66	8/13	2/16
Factor 3:	Order and Security	0.77	31/66	10/13	5/16
Factor 4:	Fundamental Rights	0.64	32/66	7/13	2/16
Factor 5:	Open Government	0.43	45/66	11/13	8/16
Factor 6:	Regulatory Enforcement	0.53	33/66	9/13	5/16
Factor 7:	Access to Civil Justice	0.48	53/66	11/13	11/16
Factor 8:	Effective Criminal Justice	0.64	24/66	7/13	1/16

## 2. Scores for all WJP Rule of Law Index™ sub-factors

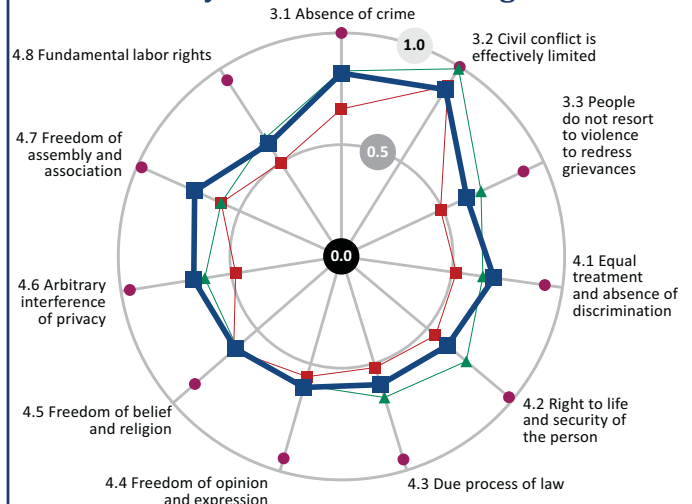
In each graph, a sub-factor is represented by a radius from the center of the circle to the periphery. The center of each circle corresponds to the lowest possible score for each sub-factor (0.00); the outer edge of the circle marks the highest possible score (1.00).



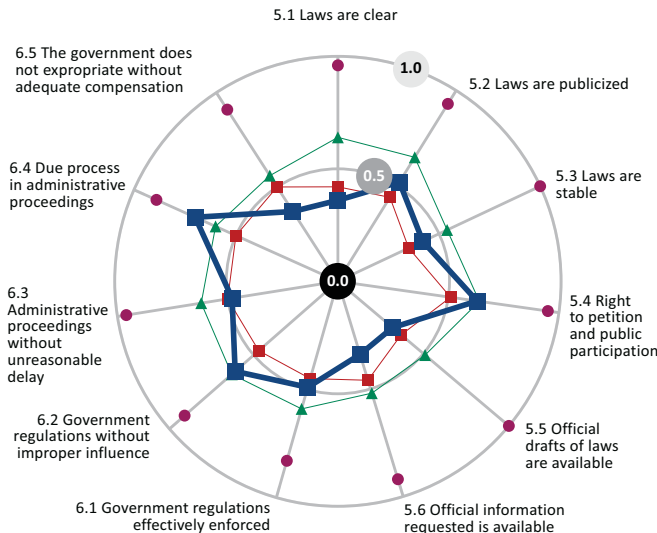
### Accountable Government



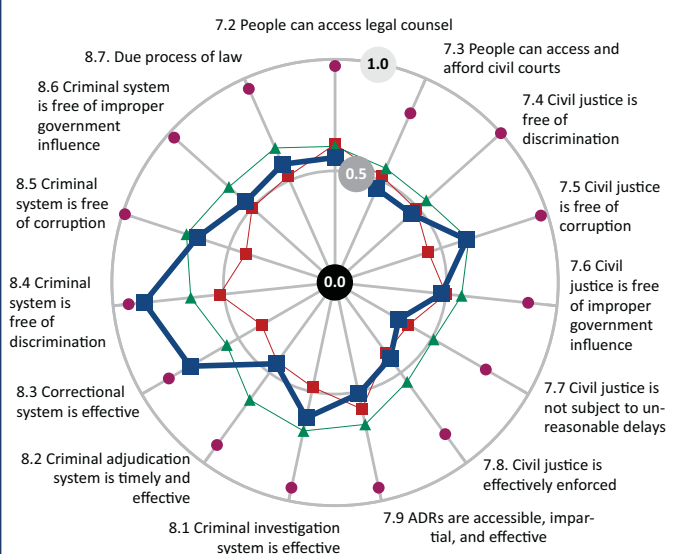
### Security and Fundamental Rights



### Open Government and Regulatory Enforcement



### Access to Justice



## 1. WJP Rule of Law Index™

Income  
Upper Middle

Region  
Eastern Europe  
& Central Asia

Population  
71m (2010)  
70% Urban  
24% in three  
largest cities

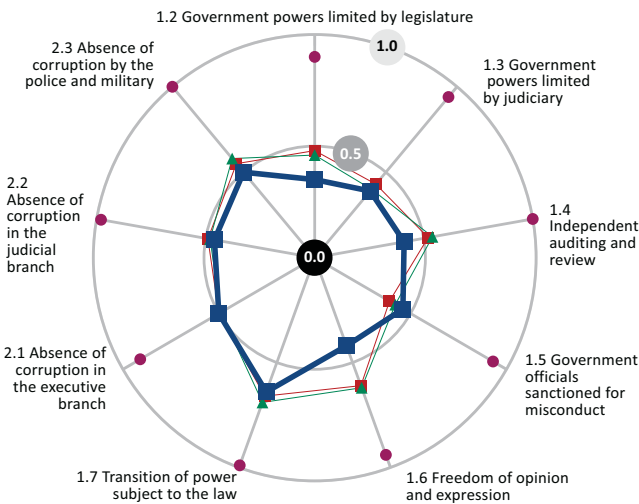
WJP Rule of Law Index Factors		Score	Global Ranking	Regional Ranking	Income Group Ranking
Factor 1:	Limited Government Powers	0.44	53/66	8/12	15/19
Factor 2:	Absence of Corruption	0.49	40/66	7/12	10/19
Factor 3:	Order and Security	0.76	33/66	10/12	5/19
Factor 4:	Fundamental Rights	0.46	58/66	12/12	17/19
Factor 5:	Open Government	0.43	48/66	8/12	14/19
Factor 6:	Regulatory Enforcement	0.52	36/66	5/12	9/19
Factor 7:	Access to Civil Justice	0.59	27/66	4/12	5/19
Factor 8:	Effective Criminal Justice	0.43	48/66	8/12	13/19

## 2. Scores for all WJP Rule of Law Index™ sub-factors

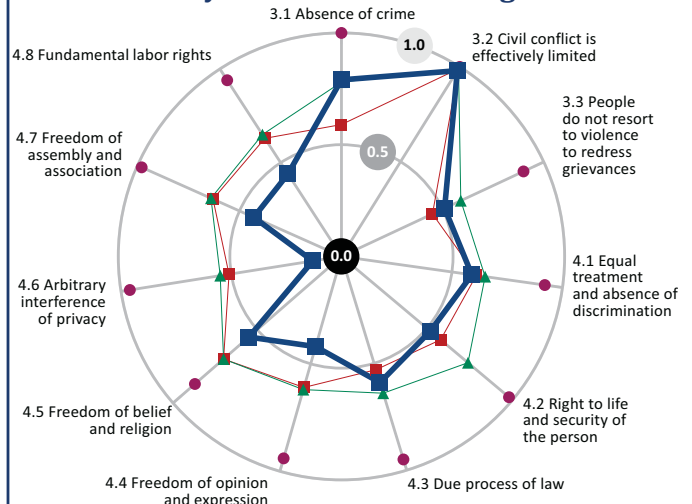
In each graph, a sub-factor is represented by a radius from the center of the circle to the periphery. The center of each circle corresponds to the lowest possible score for each sub-factor (0.00); the outer edge of the circle marks the highest possible score (1.00).

Key — ■ Turkey ● Top Score ■ Upper Middle Income ▲ Eastern Europe & Central Asia

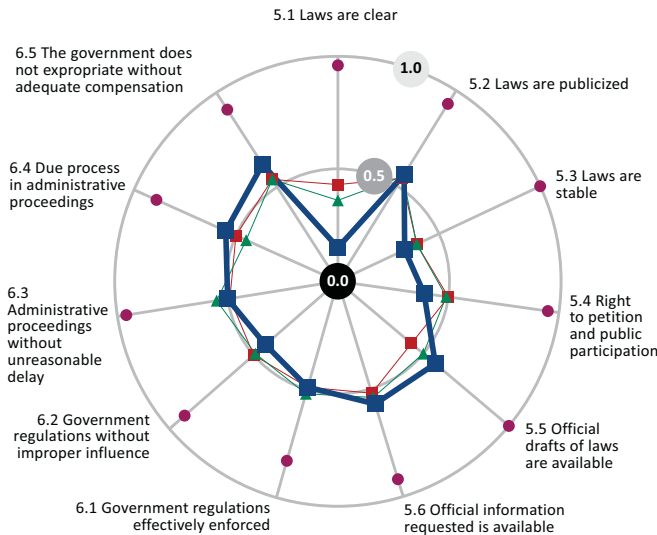
### Accountable Government



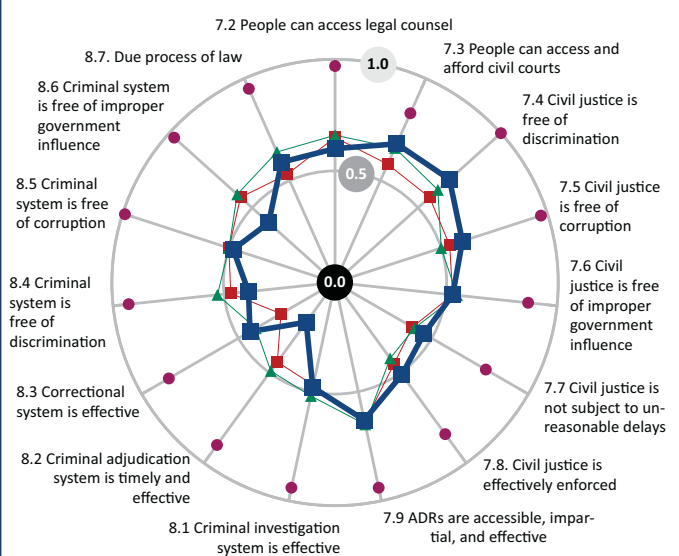
### Security and Fundamental Rights



### Open Government and Regulatory Enforcement



### Access to Justice





## 1. WJP Rule of Law Index™

Income  
Low

Region  
Sub-Saharan  
Africa

Population  
34m (2010)  
13% Urban  
5% in three  
largest cities

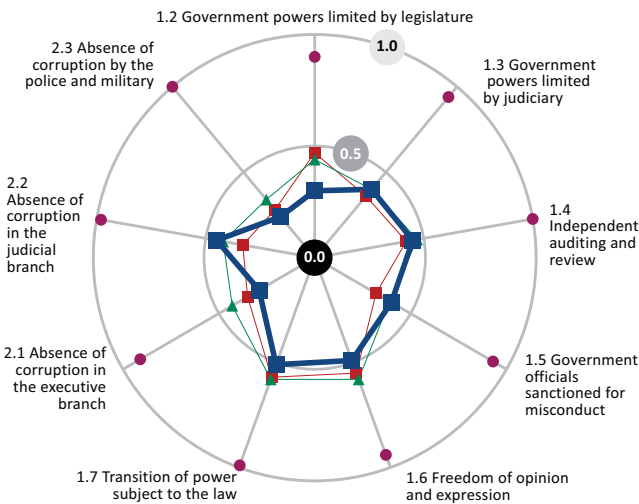
WJP Rule of Law Index Factors		Score	Global Ranking	Regional Ranking	Income Group Ranking
Factor 1:	Limited Government Powers	0.42	54/66	6/9	4/8
Factor 2:	Absence of Corruption	0.33	56/66	6/9	3/8
Factor 3:	Order and Security	0.61	54/66	5/9	6/8
Factor 4:	Fundamental Rights	0.43	61/66	8/9	6/8
Factor 5:	Open Government	0.42	51/66	3/9	2/8
Factor 6:	Regulatory Enforcement	0.47	48/66	4/9	2/8
Factor 7:	Access to Civil Justice	0.46	55/66	6/9	3/8
Factor 8:	Effective Criminal Justice	0.48	42/66	4/9	4/8

## 2. Scores for all WJP Rule of Law Index™ sub-factors

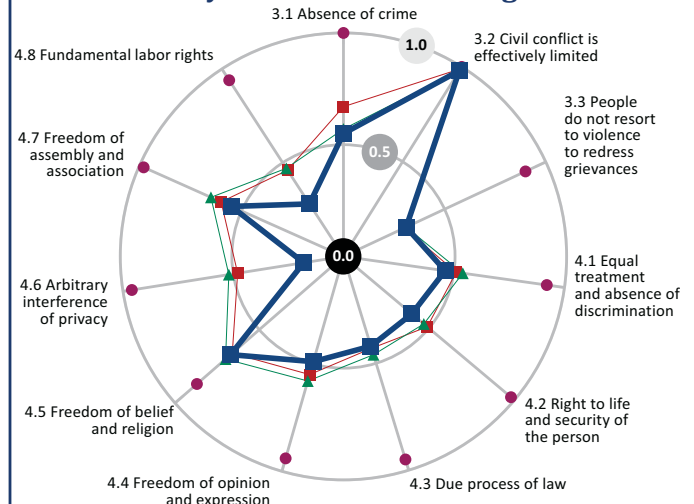
In each graph, a sub-factor is represented by a radius from the center of the circle to the periphery. The center of each circle corresponds to the lowest possible score for each sub-factor (0.00); the outer edge of the circle marks the highest possible score (1.00).

Key — ■ Uganda ● Top Score ■ Low Income ▲ Sub-Saharan Africa

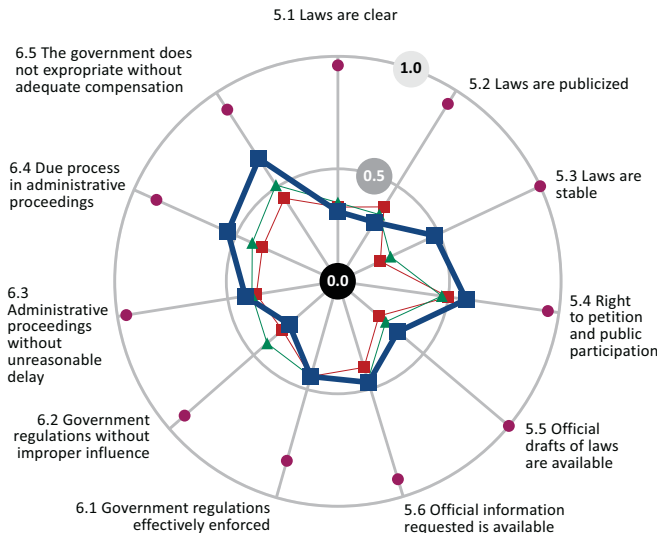
### Accountable Government



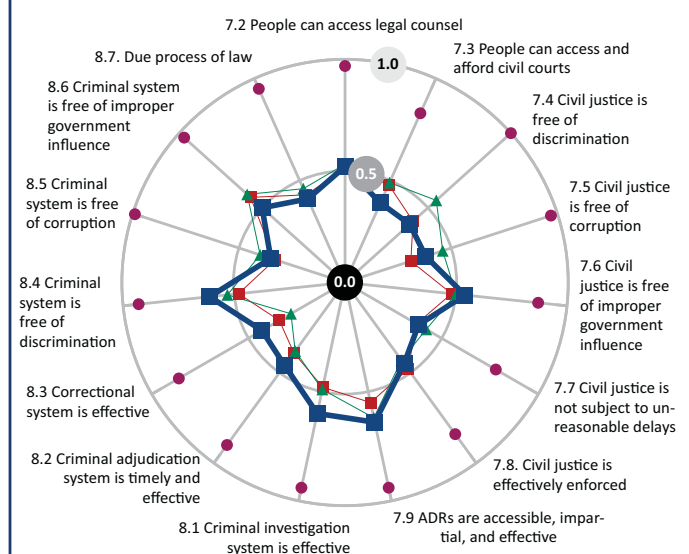
### Security and Fundamental Rights



### Open Government and Regulatory Enforcement



### Access to Justice



## 1. WJP Rule of Law Index™

Income  
Lower Middle

Region  
Eastern Europe  
& Central Asia

Population  
45m (2010)  
68% Urban  
12% in three  
largest cities

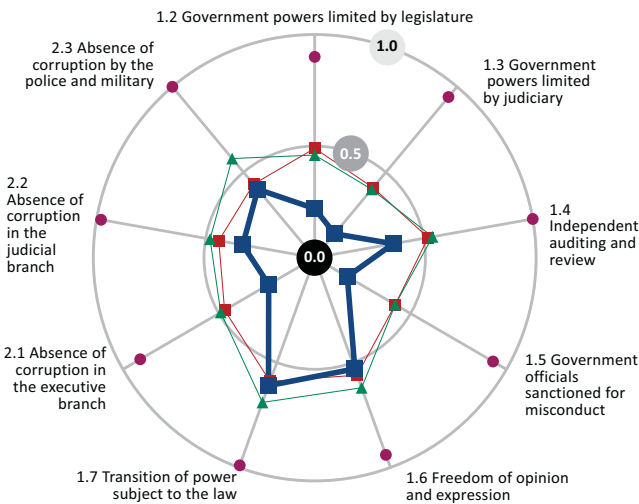
WJP Rule of Law Index Factors		Score	Global Ranking	Regional Ranking	Income Group Ranking
Factor 1:	Limited Government Powers	0.34	64/66	12/12	16/16
Factor 2:	Absence of Corruption	0.32	57/66	11/12	12/16
Factor 3:	Order and Security	0.79	28/66	6/12	4/16
Factor 4:	Fundamental Rights	0.57	44/66	8/12	8/16
Factor 5:	Open Government	0.38	53/66	11/12	12/16
Factor 6:	Regulatory Enforcement	0.30	64/66	12/12	16/16
Factor 7:	Access to Civil Justice	0.40	63/66	12/12	15/16
Factor 8:	Effective Criminal Justice	0.42	51/66	9/12	10/16

## 2. Scores for all WJP Rule of Law Index™ sub-factors

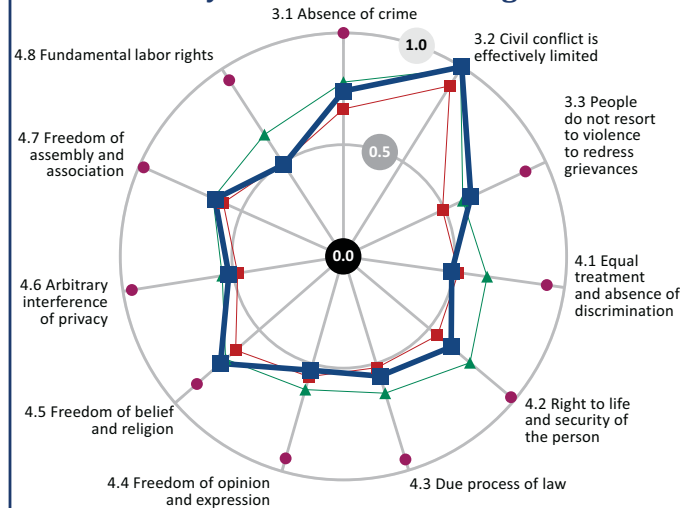
In each graph, a sub-factor is represented by a radius from the center of the circle to the periphery. The center of each circle corresponds to the lowest possible score for each sub-factor (0.00); the outer edge of the circle marks the highest possible score (1.00).

Key — ■ Ukraine ● Top Score ■ Lower Middle Income ▲ Eastern Europe & Central Asia

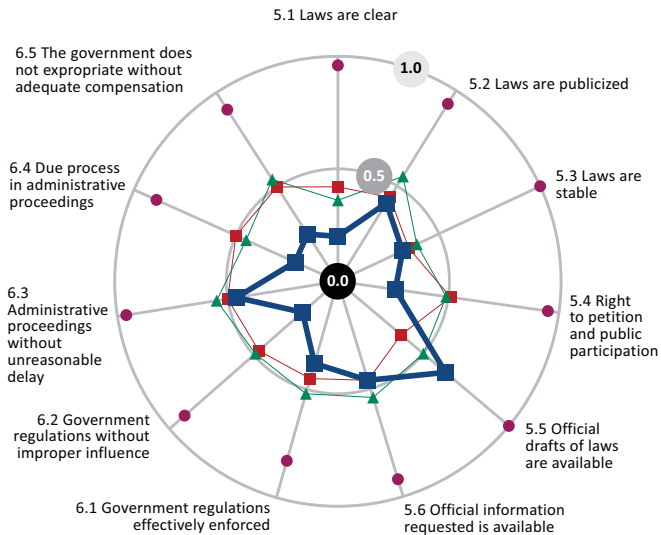
### Accountable Government



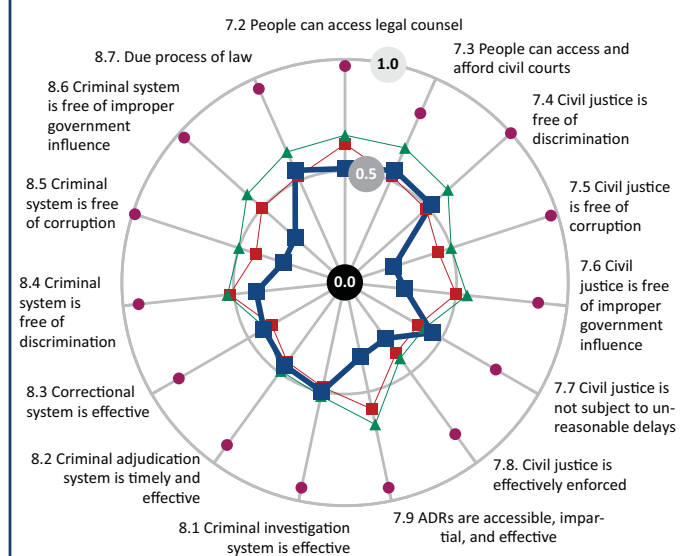
### Security and Fundamental Rights



### Open Government and Regulatory Enforcement



### Access to Justice



## 1. WJP Rule of Law Index™

Income  
High

Region  
Middle East & North Africa

Population  
5m (2010)  
78% Urban  
56% in three largest cities

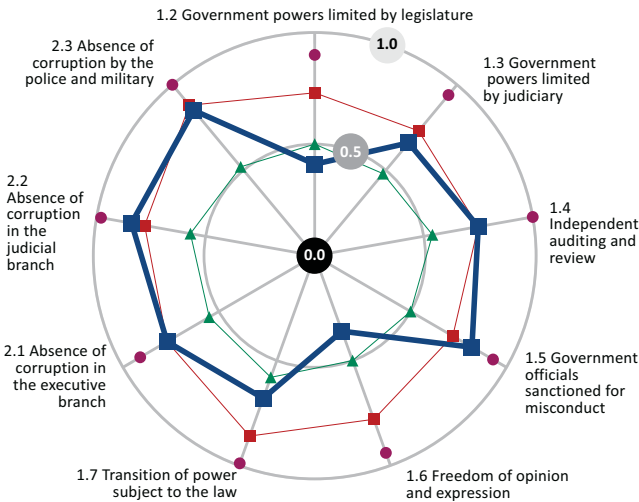
WJP Rule of Law Index Factors		Score	Global Ranking	Regional Ranking	Income Group Ranking
Factor 1:	Limited Government Powers	0.61	28/66	1/5	20/23
Factor 2:	Absence of Corruption	0.82	13/66	1/5	13/23
Factor 3:	Order and Security	0.90	6/66	1/5	6/23
Factor 4:	Fundamental Rights	0.53	51/66	2/5	23/23
Factor 5:	Open Government	0.58	21/66	1/5	18/23
Factor 6:	Regulatory Enforcement	0.74	11/66	1/5	11/23
Factor 7:	Access to Civil Justice	0.68	11/66	1/5	11/23
Factor 8:	Effective Criminal Justice	0.84	4/66	1/5	4/23

## 2. Scores for all WJP Rule of Law Index™ sub-factors

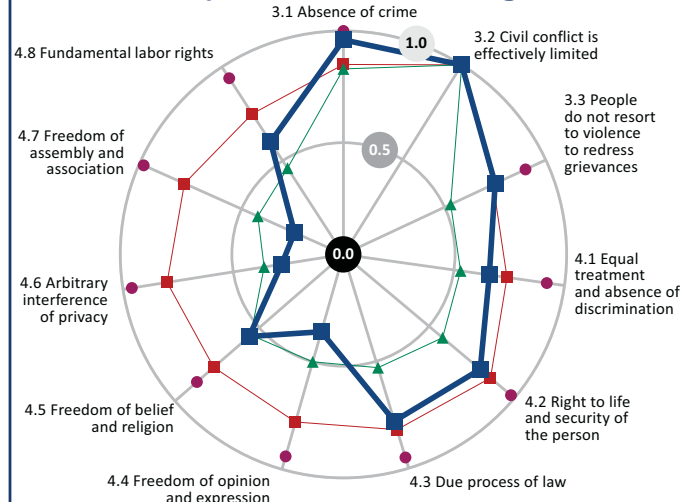
In each graph, a sub-factor is represented by a radius from the center of the circle to the periphery. The center of each circle corresponds to the lowest possible score for each sub-factor (0.00); the outer edge of the circle marks the highest possible score (1.00).

Key — ■ United Arab Emirates ● Top Score ■ High Income ▲ Middle East & North Africa

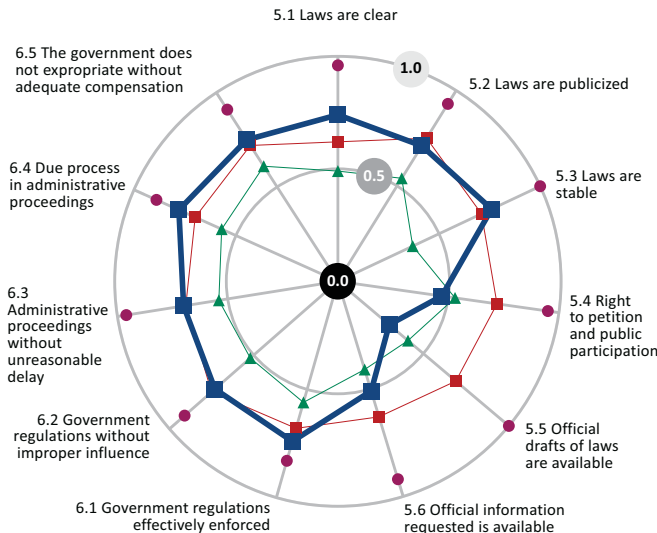
### Accountable Government



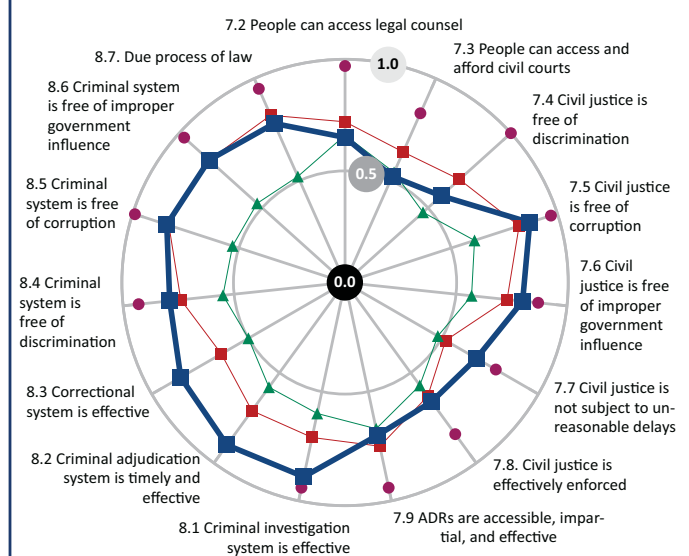
### Security and Fundamental Rights



### Open Government and Regulatory Enforcement



### Access to Justice



## 1. WJP Rule of Law Index™

Income  
High

Region  
Western Europe  
& North America

Population  
62m (2010)  
90% Urban  
19% in three  
largest cities

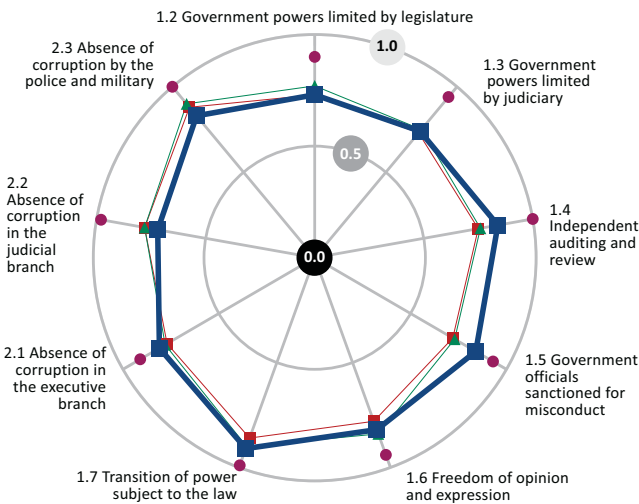
WJP Rule of Law Index Factors		Score	Global Ranking	Regional Ranking	Income Group Ranking
Factor 1:	Limited Government Powers	0.81	7/66	5/12	7/23
Factor 2:	Absence of Corruption	0.79	16/66	9/12	16/23
Factor 3:	Order and Security	0.86	14/66	7/12	13/23
Factor 4:	Fundamental Rights	0.80	11/66	7/12	11/23
Factor 5:	Open Government	0.79	4/66	3/12	4/23
Factor 6:	Regulatory Enforcement	0.79	5/66	3/12	5/23
Factor 7:	Access to Civil Justice	0.71	10/66	7/12	10/23
Factor 8:	Effective Criminal Justice	0.75	13/66	7/12	13/23

## 2. Scores for all WJP Rule of Law Index™ sub-factors

In each graph, a sub-factor is represented by a radius from the center of the circle to the periphery. The center of each circle corresponds to the lowest possible score for each sub-factor (0.00); the outer edge of the circle marks the highest possible score (1.00).

Key — ■ United Kingdom ● Top Score ■ High Income ▲ Western Europe & North America

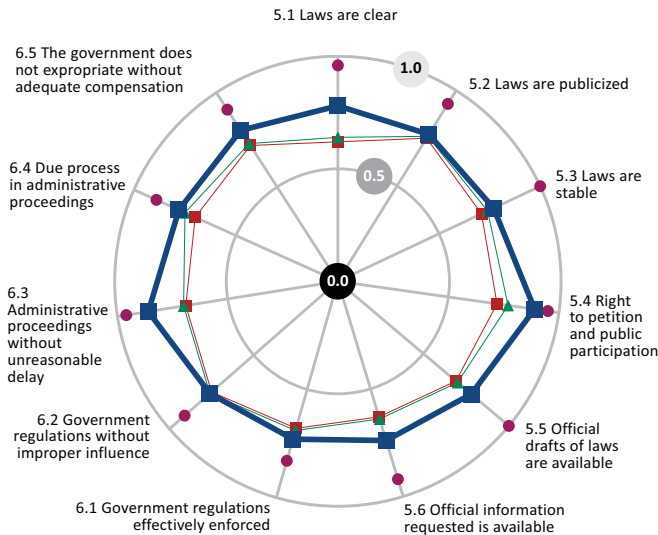
### Accountable Government



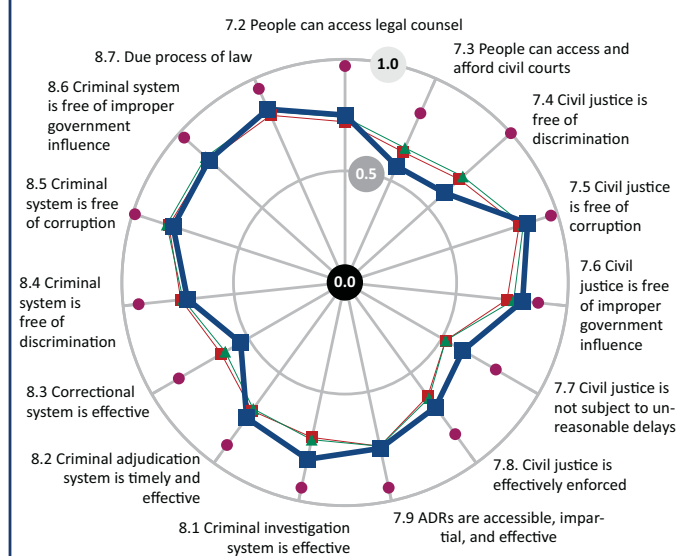
### Security and Fundamental Rights



### Open Government and Regulatory Enforcement



### Access to Justice



## 1. WJP Rule of Law Index™

Income  
High

Region  
Western Europe  
& North America

Population  
310m (2010)  
82% Urban  
13% in three  
largest cities

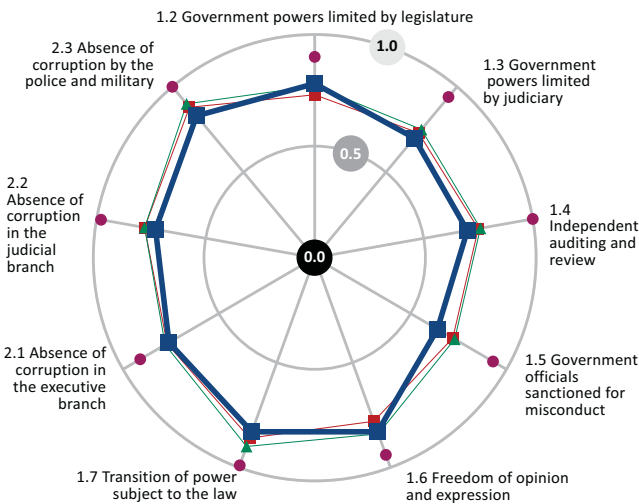
WJP Rule of Law Index Factors		Score	Global Ranking	Regional Ranking	Income Group Ranking
Factor 1:	Limited Government Powers	0.75	15/66	9/12	15/23
Factor 2:	Absence of Corruption	0.77	17/66	10/12	17/23
Factor 3:	Order and Security	0.86	13/66	6/12	12/23
Factor 4:	Fundamental Rights	0.74	19/66	11/12	18/23
Factor 5:	Open Government	0.72	13/66	8/12	13/23
Factor 6:	Regulatory Enforcement	0.69	15/66	9/12	15/23
Factor 7:	Access to Civil Justice	0.63	21/66	11/12	20/23
Factor 8:	Effective Criminal Justice	0.69	20/66	11/12	20/23

## 2. Scores for all WJP Rule of Law Index™ sub-factors

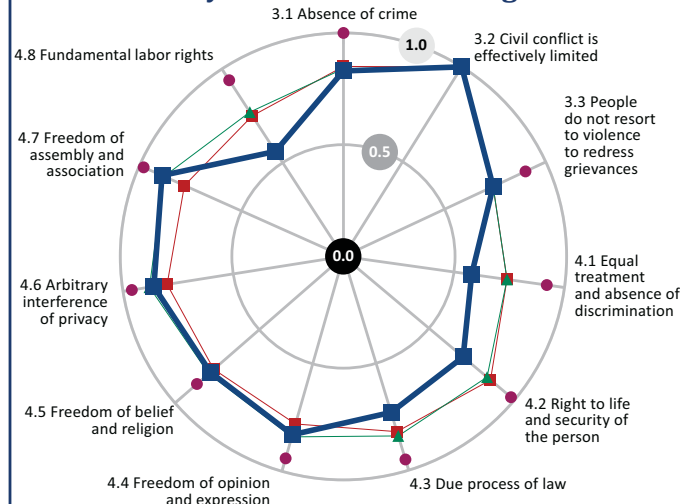
In each graph, a sub-factor is represented by a radius from the center of the circle to the periphery. The center of each circle corresponds to the lowest possible score for each sub-factor (0.00); the outer edge of the circle marks the highest possible score (1.00).

Key — ■ United States ● Top Score ■ High Income ▲ Western Europe & North America

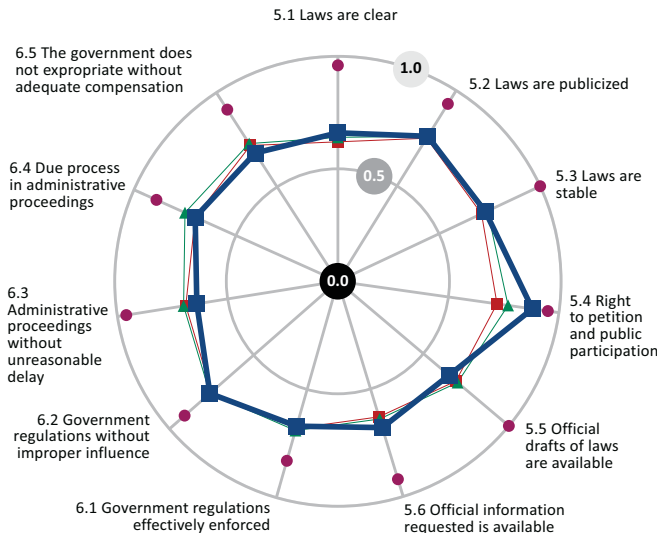
### Accountable Government



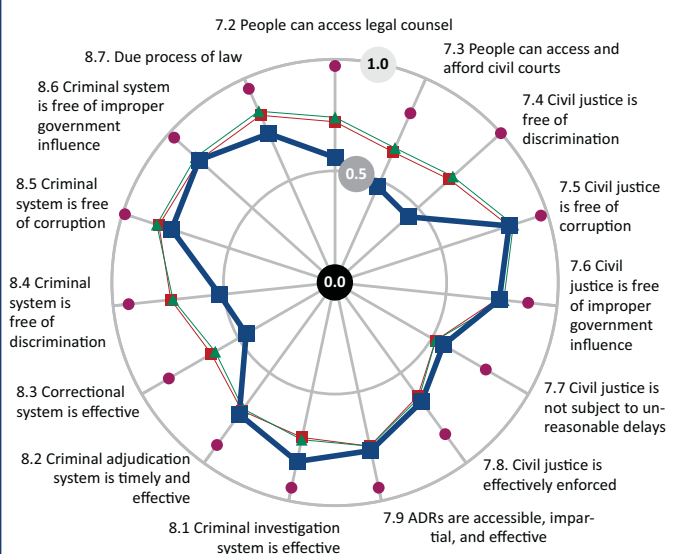
### Security and Fundamental Rights



### Open Government and Regulatory Enforcement



### Access to Justice



## 1. WJP Rule of Law Index™

Income  
Upper Middle

Region  
Latin America  
& Caribbean

Population  
29m (2010)  
94% Urban  
22% in three  
largest cities

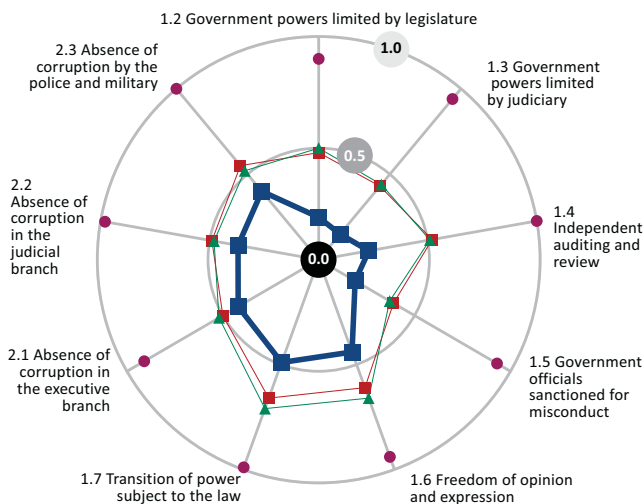
WJP Rule of Law Index Factors		Score	Global Ranking	Regional Ranking	Income Group Ranking
Factor 1:	Limited Government Powers	0.28	66/66	12/12	19/19
Factor 2:	Absence of Corruption	0.40	54/66	11/12	18/19
Factor 3:	Order and Security	0.54	64/66	12/12	19/19
Factor 4:	Fundamental Rights	0.51	53/66	12/12	16/19
Factor 5:	Open Government	0.37	55/66	11/12	17/19
Factor 6:	Regulatory Enforcement	0.39	60/66	12/12	18/19
Factor 7:	Access to Civil Justice	0.43	60/66	12/12	19/19
Factor 8:	Effective Criminal Justice	0.29	66/66	12/12	19/19

## 2. Scores for all WJP Rule of Law Index™ sub-factors

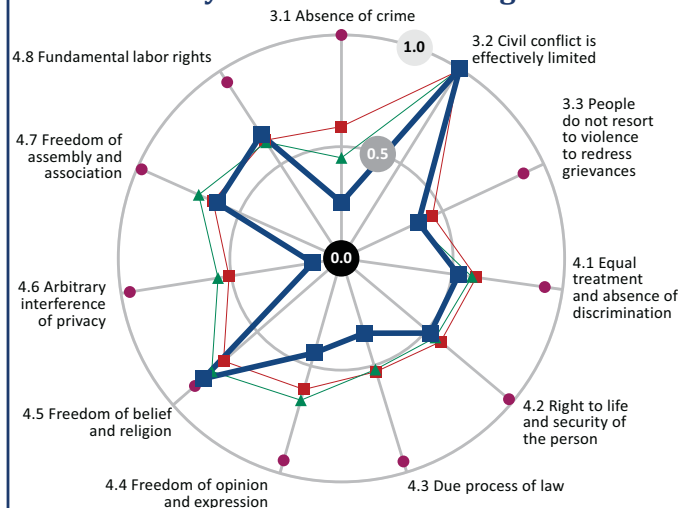
In each graph, a sub-factor is represented by a radius from the center of the circle to the periphery. The center of each circle corresponds to the lowest possible score for each sub-factor (0.00); the outer edge of the circle marks the highest possible score (1.00).

Key — ■ Venezuela ● Top Score ■ Upper Middle Income ▲ Latin America & Caribbean

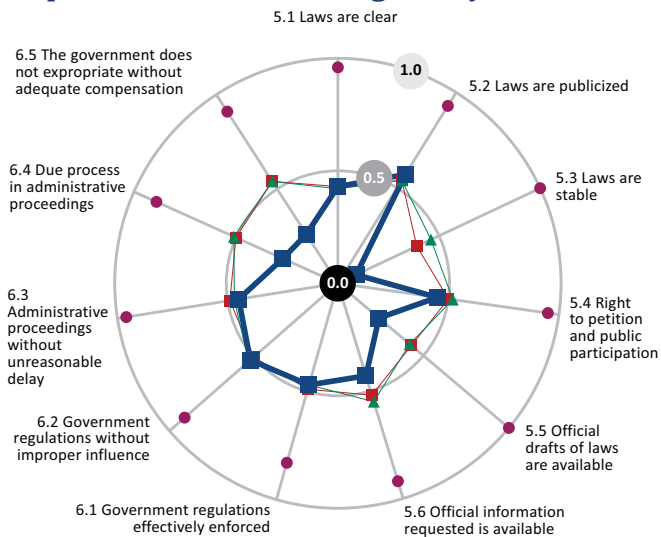
### Accountable Government



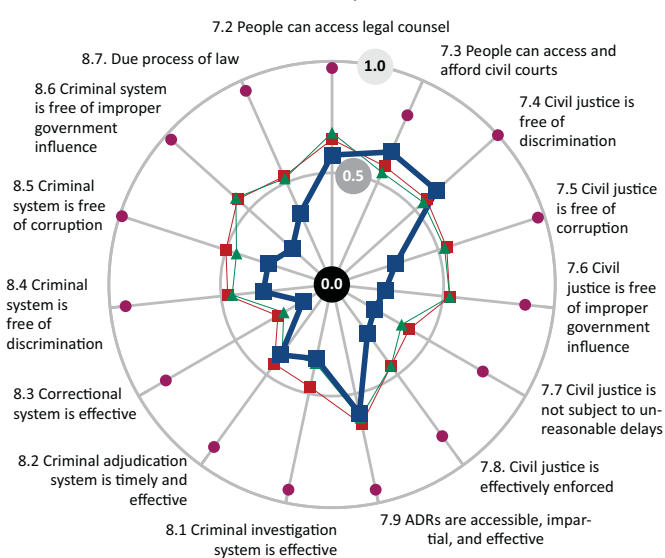
### Security and Fundamental Rights



### Open Government and Regulatory Enforcement



### Access to Justice



## 1. WJP Rule of Law Index™

Income  
Lower Middle

Region  
East Asia & Pacific

Population  
88m (2010)  
29% Urban  
14% in three largest cities

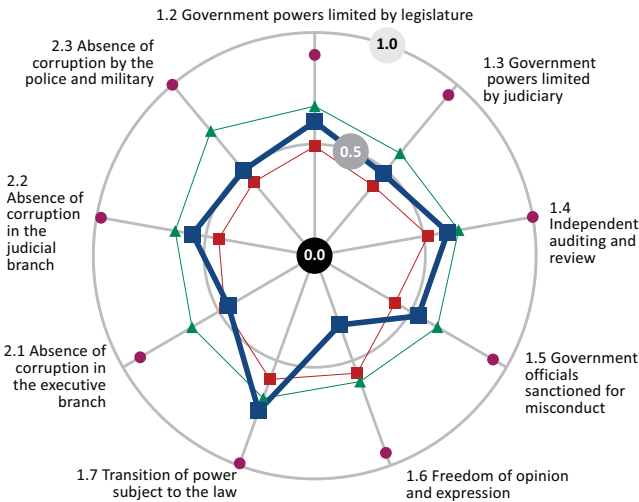
WJP Rule of Law Index Factors		Score	Global Ranking	Regional Ranking	Income Group Ranking
Factor 1:	Limited Government Powers	0.55	34/66	9/13	5/16
Factor 2:	Absence of Corruption	0.50	36/66	11/13	6/16
Factor 3:	Order and Security	0.82	22/66	8/13	1/16
Factor 4:	Fundamental Rights	0.50	54/66	10/13	10/16
Factor 5:	Open Government	0.45	40/66	9/13	7/16
Factor 6:	Regulatory Enforcement	0.50	42/66	12/13	7/16
Factor 7:	Access to Civil Justice	0.49	50/66	10/13	9/16
Factor 8:	Effective Criminal Justice	0.54	32/66	10/13	5/16

## 2. Scores for all WJP Rule of Law Index™ sub-factors

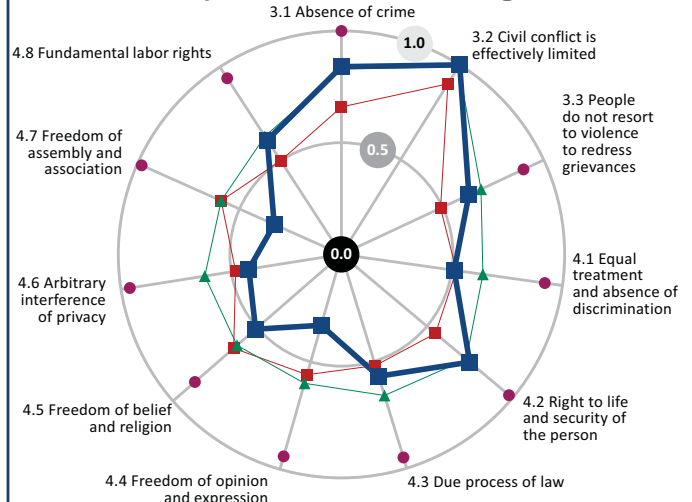
In each graph, a sub-factor is represented by a radius from the center of the circle to the periphery. The center of each circle corresponds to the lowest possible score for each sub-factor (0.00); the outer edge of the circle marks the highest possible score (1.00).

Key — ■ Vietnam ● Top Score ■ Lower Middle Income ▲ East Asia & Pacific

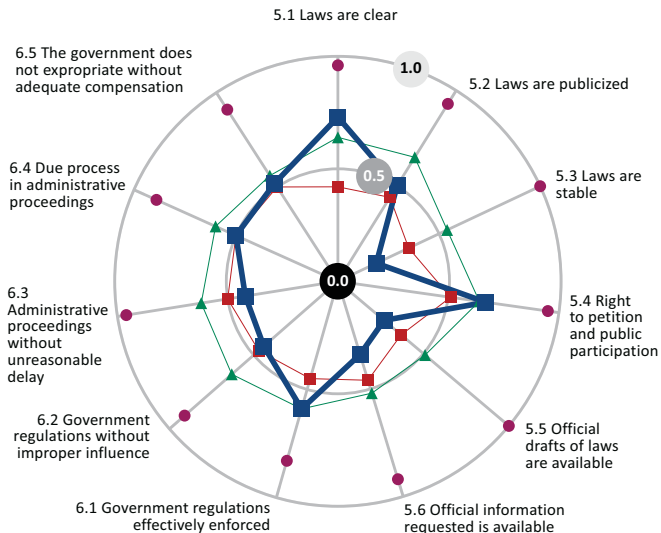
### Accountable Government



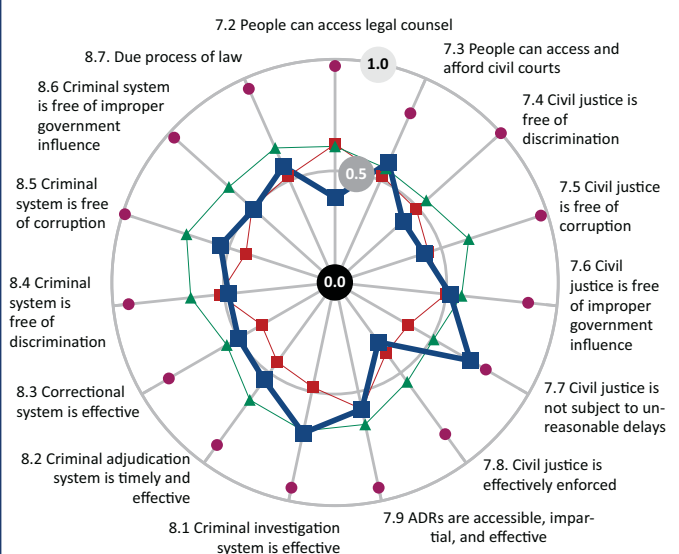
### Security and Fundamental Rights



### Open Government and Regulatory Enforcement



### Access to Justice







# Data Tables

This section presents data tables for the eight factors of the *WJP Rule of Law Index™* included in this report. The first group of tables presents scores, global rankings, regional rankings, and income group rankings for all countries, organized by factor. The second group of tables presents countries' rankings organized by region. The final group of tables presents countries' rankings by income group. All country classifications can be found in Data Notes section of this report and in Botero, J and Ponce, A. (2011) "Measuring the Rule of Law", available online at [www.worldjusticeproject.org](http://www.worldjusticeproject.org).

## Factor 1: Limited Government Powers

Country	Score	Global Ranking	Regional Ranking	Income Group Ranking
Albania	0.47	49/66	6/12	13/19
Argentina	0.48	48/66	9/12	12/19
Australia	0.85	4/66	2/13	4/23
Austria	0.80	10/66	7/12	10/23
Bangladesh	0.49	47/66	2/3	3/8
Belgium	0.78	11/66	8/12	11/23
Bolivia	0.41	56/66	11/12	13/16
Brazil	0.63	25/66	3/12	3/19
Bulgaria	0.46	50/66	7/12	14/19
Cambodia	0.33	65/66	13/13	8/8
Cameroon	0.37	62/66	8/9	15/16
Canada	0.80	9/66	6/12	9/23
Chile	0.74	17/66	1/12	1/19
China	0.53	39/66	11/13	7/16
Colombia	0.62	27/66	4/12	5/19
Croatia	0.55	33/66	4/12	23/23
Czech Republic	0.68	21/66	3/12	19/23
Dominican Republic	0.50	46/66	8/12	11/19
El Salvador	0.56	32/66	5/12	4/16
Estonia	0.81	8/66	1/12	8/23
Ethiopia	0.35	63/66	9/9	7/8
France	0.74	16/66	10/12	16/23
Germany	0.83	5/66	3/12	5/23
Ghana	0.71	20/66	1/9	1/8
Guatemala	0.45	52/66	10/12	12/16
Hong Kong SAR, China	0.76	13/66	4/13	13/23
India	0.63	24/66	1/3	2/16
Indonesia	0.66	22/66	6/13	1/16
Iran	0.39	59/66	5/5	18/19
Italy	0.61	29/66	12/12	21/23
Jamaica	0.53	36/66	6/12	7/19
Japan	0.78	12/66	3/13	12/23
Jordan	0.53	37/66	2/5	6/16
Kazakhstan	0.39	58/66	11/12	17/19
Kenya	0.37	61/66	7/9	6/8
Kyrgyzstan	0.40	57/66	10/12	5/8
Lebanon	0.53	38/66	3/5	8/19
Liberia	0.50	45/66	4/9	2/8
Malaysia	0.55	35/66	10/13	6/19
Mexico	0.52	40/66	7/12	9/19
Morocco	0.52	43/66	4/5	9/16
Netherlands	0.82	6/66	4/12	6/23
New Zealand	0.92	2/66	1/13	2/23
Nigeria	0.51	44/66	3/9	10/16
Norway	0.93	1/66	1/12	1/23
Pakistan	0.37	60/66	3/3	14/16
Peru	0.65	23/66	2/12	2/19
Philippines	0.58	31/66	8/13	3/16
Poland	0.75	14/66	2/12	14/23
Romania	0.52	41/66	5/12	10/19
Russia	0.42	55/66	9/12	16/19
Senegal	0.46	51/66	5/9	11/16
Singapore	0.71	19/66	5/13	18/23
South Africa	0.62	26/66	2/9	4/19
South Korea	0.60	30/66	7/13	22/23
Spain	0.72	18/66	11/12	17/23
Sweden	0.90	3/66	2/12	3/23
Thailand	0.52	42/66	12/13	8/16
Turkey	0.44	53/66	8/12	15/19
Uganda	0.42	54/66	6/9	4/8
Ukraine	0.34	64/66	12/12	16/16
United Arab Emirates	0.61	28/66	1/5	20/23
United Kingdom	0.81	7/66	5/12	7/23
United States	0.75	15/66	9/12	15/23
Venezuela	0.28	66/66	12/12	19/19
Vietnam	0.55	34/66	9/13	5/16

## Factor 2: Absence of Corruption

Country	Score	Global Ranking	Regional Ranking	Income Group Ranking
Albania	0.38	55/66	10/12	19/19
Argentina	0.46	46/66	8/12	13/19
Australia	0.85	9/66	5/13	9/23
Austria	0.85	8/66	4/12	8/23
Bangladesh	0.32	58/66	2/3	4/8
Belgium	0.80	15/66	8/12	15/23
Bolivia	0.27	60/66	12/12	14/16
Brazil	0.67	24/66	2/12	2/19
Bulgaria	0.43	50/66	9/12	16/19
Cambodia	0.17	66/66	13/13	8/8
Cameroon	0.25	64/66	9/9	15/16
Canada	0.84	11/66	5/12	11/23
Chile	0.76	18/66	1/12	1/19
China	0.60	30/66	9/13	3/16
Colombia	0.56	34/66	5/12	7/19
Croatia	0.54	35/66	5/12	23/23
Czech Republic	0.68	23/66	3/12	22/23
Dominican Republic	0.43	49/66	9/12	15/19
El Salvador	0.57	33/66	4/12	5/16
Estonia	0.85	10/66	1/12	10/23
Ethiopia	0.46	43/66	4/9	2/8
France	0.82	14/66	7/12	14/23
Germany	0.82	12/66	6/12	12/23
Ghana	0.48	41/66	3/9	1/8
Guatemala	0.47	42/66	6/12	8/16
Hong Kong SAR, China	0.86	7/66	4/13	7/23
India	0.42	51/66	1/3	10/16
Indonesia	0.46	47/66	12/13	9/16
Iran	0.50	37/66	3/5	8/19
Italy	0.70	22/66	12/12	21/23
Jamaica	0.64	27/66	3/12	4/19
Japan	0.89	5/66	3/13	5/23
Jordan	0.64	26/66	2/5	1/16
Kazakhstan	0.46	45/66	8/12	12/19
Kenya	0.27	61/66	7/9	5/8
Kyrgyzstan	0.26	63/66	12/12	7/8
Lebanon	0.45	48/66	4/5	14/19
Liberia	0.26	62/66	8/9	6/8
Malaysia	0.64	25/66	7/13	3/19
Mexico	0.41	53/66	10/12	17/19
Morocco	0.32	59/66	5/5	13/16
Netherlands	0.87	6/66	3/12	6/23
New Zealand	0.94	1/66	1/13	1/23
Nigeria	0.41	52/66	5/9	11/16
Norway	0.90	4/66	2/12	4/23
Pakistan	0.22	65/66	3/3	16/16
Peru	0.46	44/66	7/12	11/19
Philippines	0.57	32/66	10/13	4/16
Poland	0.73	21/66	2/12	20/23
Romania	0.59	31/66	4/12	6/19
Russia	0.49	39/66	6/12	9/19
Senegal	0.49	38/66	2/9	7/16
Singapore	0.91	3/66	2/13	3/23
South Africa	0.61	29/66	1/9	5/19
South Korea	0.73	20/66	6/13	19/23
Spain	0.76	19/66	11/12	18/23
Sweden	0.91	2/66	1/12	2/23
Thailand	0.61	28/66	8/13	2/16
Turkey	0.49	40/66	7/12	10/19
Uganda	0.33	56/66	6/9	3/8
Ukraine	0.32	57/66	11/12	12/16
United Arab Emirates	0.82	13/66	1/5	13/23
United Kingdom	0.79	16/66	9/12	16/23
United States	0.77	17/66	10/12	17/23
Venezuela	0.40	54/66	11/12	18/19
Vietnam	0.50	36/66	11/13	6/16

## Factor 3: Order and Security

	Score	Global Ranking	Regional Ranking	Income Group Ranking
Albania	0.77	32/66	9/12	4/19
Argentina	0.57	59/66	9/12	15/19
Australia	0.87	10/66	4/13	10/23
Austria	0.88	8/66	4/12	8/23
Bangladesh	0.69	44/66	1/3	3/8
Belgium	0.85	15/66	8/12	14/23
Bolivia	0.64	50/66	4/12	12/16
Brazil	0.62	52/66	5/12	12/19
Bulgaria	0.75	34/66	11/12	6/19
Cambodia	0.70	43/66	13/13	2/8
Cameroon	0.66	46/66	2/9	10/16
Canada	0.90	7/66	3/12	7/23
Chile	0.67	45/66	1/12	10/19
China	0.82	23/66	9/13	2/16
Colombia	0.55	62/66	11/12	17/19
Croatia	0.78	29/66	7/12	22/23
Czech Republic	0.81	24/66	4/12	20/23
Dominican Republic	0.57	60/66	10/12	16/19
El Salvador	0.64	49/66	3/12	11/16
Estonia	0.84	17/66	1/12	16/23
Ethiopia	0.63	51/66	4/9	5/8
France	0.84	16/66	9/12	15/23
Germany	0.88	9/66	5/12	9/23
Ghana	0.65	47/66	3/9	4/8
Guatemala	0.62	53/66	6/12	13/16
Hong Kong SAR, China	0.95	1/66	1/13	1/23
India	0.50	65/66	2/3	15/16
Indonesia	0.73	42/66	12/13	9/16
Iran	0.73	41/66	5/5	9/19
Italy	0.75	35/66	12/12	23/23
Jamaica	0.58	57/66	8/12	14/19
Japan	0.92	4/66	3/13	4/23
Jordan	0.80	26/66	2/5	3/16
Kazakhstan	0.80	27/66	5/12	3/19
Kenya	0.59	56/66	6/9	7/8
Kyrgyzstan	0.77	30/66	8/12	1/8
Lebanon	0.74	37/66	3/5	8/19
Liberia	0.56	61/66	8/9	8/8
Malaysia	0.87	12/66	6/13	1/19
Mexico	0.61	55/66	7/12	13/19
Morocco	0.74	39/66	4/5	7/16
Netherlands	0.84	18/66	10/12	17/23
New Zealand	0.87	11/66	5/13	11/23
Nigeria	0.57	58/66	7/9	14/16
Norway	0.93	3/66	1/12	3/23
Pakistan	0.35	66/66	3/3	16/16
Peru	0.65	48/66	2/12	11/19
Philippines	0.74	38/66	11/13	6/16
Poland	0.83	19/66	2/12	18/23
Romania	0.83	20/66	3/12	2/19
Russia	0.75	36/66	12/12	7/19
Senegal	0.73	40/66	1/9	8/16
Singapore	0.95	2/66	2/13	2/23
South Africa	0.55	63/66	9/9	18/19
South Korea	0.83	21/66	7/13	19/23
Spain	0.81	25/66	11/12	21/23
Sweden	0.92	5/66	2/12	5/23
Thailand	0.77	31/66	10/13	5/16
Turkey	0.76	33/66	10/12	5/19
Uganda	0.61	54/66	5/9	6/8
Ukraine	0.79	28/66	6/12	4/16
United Arab Emirates	0.90	6/66	1/5	6/23
United Kingdom	0.86	14/66	7/12	13/23
United States	0.86	13/66	6/12	12/23
Venezuela	0.54	64/66	12/12	19/19
Vietnam	0.82	22/66	8/13	1/16

## Factor 4: Fundamental Rights

	Score	Global Ranking	Regional Ranking	Income Group Ranking
Albania	0.65	29/66	6/12	7/19
Argentina	0.63	33/66	5/12	9/19
Australia	0.83	8/66	2/13	8/23
Austria	0.85	5/66	4/12	5/23
Bangladesh	0.55	48/66	2/3	3/8
Belgium	0.81	10/66	6/12	10/23
Bolivia	0.54	50/66	11/12	9/16
Brazil	0.68	25/66	3/12	4/19
Bulgaria	0.63	38/66	7/12	11/19
Cambodia	0.42	62/66	12/13	7/8
Cameroon	0.48	56/66	7/9	12/16
Canada	0.79	14/66	9/12	14/23
Chile	0.75	18/66	1/12	1/19
China	0.40	64/66	13/13	15/16
Colombia	0.59	42/66	8/12	12/19
Croatia	0.67	27/66	5/12	21/23
Czech Republic	0.82	9/66	2/12	9/23
Dominican Republic	0.63	36/66	7/12	10/19
El Salvador	0.63	34/66	6/12	3/16
Estonia	0.83	7/66	1/12	7/23
Ethiopia	0.40	63/66	9/9	8/8
France	0.79	15/66	10/12	15/23
Germany	0.85	6/66	5/12	6/23
Ghana	0.72	23/66	1/9	1/8
Guatemala	0.59	43/66	9/12	7/16
Hong Kong SAR, China	0.73	21/66	5/13	20/23
India	0.63	37/66	1/3	5/16
Indonesia	0.65	30/66	6/13	1/16
Iran	0.32	66/66	5/5	19/19
Italy	0.74	20/66	12/12	19/23
Jamaica	0.65	28/66	4/12	6/19
Japan	0.78	16/66	3/13	16/23
Jordan	0.48	57/66	3/5	13/16
Kazakhstan	0.55	45/66	9/12	13/19
Kenya	0.52	52/66	5/9	5/8
Kyrgyzstan	0.54	49/66	11/12	4/8
Lebanon	0.67	26/66	1/5	5/19
Liberia	0.61	41/66	4/9	2/8
Malaysia	0.46	59/66	11/13	18/19
Mexico	0.55	47/66	10/12	15/19
Morocco	0.44	60/66	4/5	14/16
Netherlands	0.87	4/66	3/12	4/23
New Zealand	0.87	3/66	1/13	3/23
Nigeria	0.49	55/66	6/9	11/16
Norway	0.91	2/66	2/12	2/23
Pakistan	0.40	65/66	3/3	16/16
Peru	0.72	24/66	2/12	3/19
Philippines	0.62	40/66	9/13	6/16
Poland	0.80	12/66	3/12	12/23
Romania	0.73	22/66	4/12	2/19
Russia	0.55	46/66	10/12	14/19
Senegal	0.63	35/66	3/9	4/16
Singapore	0.62	39/66	8/13	22/23
South Africa	0.65	31/66	2/9	8/19
South Korea	0.76	17/66	4/13	17/23
Spain	0.80	13/66	8/12	13/23
Sweden	0.92	1/66	1/12	1/23
Thailand	0.64	32/66	7/13	2/16
Turkey	0.46	58/66	12/12	17/19
Uganda	0.43	61/66	8/9	6/8
Ukraine	0.57	44/66	8/12	8/16
United Arab Emirates	0.53	51/66	2/5	23/23
United Kingdom	0.80	11/66	7/12	11/23
United States	0.74	19/66	11/12	18/23
Venezuela	0.51	53/66	12/12	16/19
Vietnam	0.50	54/66	10/13	10/16

## Factor 5: Open Government

	Score	Global Ranking	Regional Ranking	Income Group Ranking
Albania	0.42	50/66	9/12	15/19
Argentina	0.43	44/66	9/12	13/19
Australia	0.76	9/66	4/13	9/23
Austria	0.76	8/66	5/12	8/23
Bangladesh	0.37	54/66	2/3	3/8
Belgium	0.66	15/66	9/12	15/23
Bolivia	0.47	34/66	6/12	5/16
Brazil	0.51	30/66	5/12	6/19
Bulgaria	0.46	37/66	6/12	8/19
Cambodia	0.34	61/66	13/13	6/8
Cameroon	0.31	63/66	7/9	15/16
Canada	0.77	6/66	4/12	6/23
Chile	0.63	16/66	1/12	1/19
China	0.55	26/66	7/13	2/16
Colombia	0.59	18/66	2/12	2/19
Croatia	0.48	33/66	4/12	22/23
Czech Republic	0.53	28/66	3/12	21/23
Dominican Republic	0.46	38/66	7/12	9/19
El Salvador	0.43	46/66	10/12	9/16
Estonia	0.72	12/66	1/12	12/23
Ethiopia	0.34	60/66	5/9	5/8
France	0.61	17/66	10/12	16/23
Germany	0.74	11/66	7/12	11/23
Ghana	0.49	31/66	2/9	1/8
Guatemala	0.45	39/66	8/12	6/16
Hong Kong SAR, China	0.77	5/66	2/13	5/23
India	0.56	25/66	1/3	1/16
Indonesia	0.52	29/66	8/13	3/16
Iran	0.44	41/66	3/5	10/19
Italy	0.47	35/66	12/12	23/23
Jamaica	0.35	59/66	12/12	19/19
Japan	0.76	7/66	3/13	7/23
Jordan	0.48	32/66	2/5	4/16
Kazakhstan	0.44	43/66	7/12	12/19
Kenya	0.29	64/66	8/9	7/8
Kyrgyzstan	0.36	56/66	12/12	4/8
Lebanon	0.36	57/66	5/5	18/19
Liberia	0.15	66/66	9/9	8/8
Malaysia	0.44	42/66	10/13	11/19
Mexico	0.54	27/66	4/12	5/19
Morocco	0.43	49/66	4/5	11/16
Netherlands	0.79	3/66	2/12	3/23
New Zealand	0.83	2/66	1/13	2/23
Nigeria	0.35	58/66	4/9	13/16
Norway	0.74	10/66	6/12	10/23
Pakistan	0.25	65/66	3/3	16/16
Peru	0.58	20/66	3/12	3/19
Philippines	0.43	47/66	12/13	10/16
Poland	0.56	23/66	2/12	20/23
Romania	0.46	36/66	5/12	7/19
Russia	0.41	52/66	10/12	16/19
Senegal	0.32	62/66	6/9	14/16
Singapore	0.59	19/66	6/13	17/23
South Africa	0.56	24/66	1/9	4/19
South Korea	0.71	14/66	5/13	14/23
Spain	0.58	22/66	11/12	19/23
Sweden	0.88	1/66	1/12	1/23
Thailand	0.43	45/66	11/13	8/16
Turkey	0.43	48/66	8/12	14/19
Uganda	0.42	51/66	3/9	2/8
Ukraine	0.38	53/66	11/12	12/16
United Arab Emirates	0.58	21/66	1/5	18/23
United Kingdom	0.79	4/66	3/12	4/23
United States	0.72	13/66	8/12	13/23
Venezuela	0.37	55/66	11/12	17/19
Vietnam	0.45	40/66	9/13	7/16

## Factor 6: Regulatory Enforcement

	Score	Global Ranking	Regional Ranking	Income Group Ranking
Albania	0.46	51/66	10/12	14/19
Argentina	0.43	57/66	11/12	17/19
Australia	0.76	8/66	3/13	8/23
Austria	0.74	12/66	6/12	12/23
Bangladesh	0.41	58/66	2/3	4/8
Belgium	0.65	17/66	10/12	17/23
Bolivia	0.44	55/66	10/12	13/16
Brazil	0.56	27/66	3/12	5/19
Bulgaria	0.49	44/66	8/12	13/19
Cambodia	0.27	65/66	13/13	7/8
Cameroon	0.44	56/66	6/9	14/16
Canada	0.72	13/66	7/12	13/23
Chile	0.63	20/66	1/12	1/19
China	0.51	37/66	10/13	6/16
Colombia	0.56	24/66	2/12	3/19
Croatia	0.51	38/66	6/12	23/23
Czech Republic	0.56	26/66	3/12	21/23
Dominican Republic	0.44	54/66	9/12	16/19
El Salvador	0.55	28/66	4/12	2/16
Estonia	0.76	9/66	1/12	9/23
Ethiopia	0.39	62/66	7/9	5/8
France	0.71	14/66	8/12	14/23
Germany	0.76	7/66	5/12	7/23
Ghana	0.49	43/66	2/9	1/8
Guatemala	0.48	46/66	8/12	9/16
Hong Kong SAR, China	0.64	19/66	6/13	18/23
India	0.46	50/66	1/3	11/16
Indonesia	0.54	31/66	7/13	3/16
Iran	0.56	25/66	3/5	4/19
Italy	0.54	30/66	12/12	22/23
Jamaica	0.50	40/66	7/12	11/19
Japan	0.80	4/66	2/13	4/23
Jordan	0.64	18/66	2/5	1/16
Kazakhstan	0.52	34/66	4/12	7/19
Kenya	0.38	63/66	8/9	6/8
Kyrgyzstan	0.46	49/66	9/12	3/8
Lebanon	0.39	61/66	5/5	19/19
Liberia	0.24	66/66	9/9	8/8
Malaysia	0.51	39/66	11/13	10/19
Mexico	0.52	35/66	6/12	8/19
Morocco	0.47	47/66	4/5	10/16
Netherlands	0.78	6/66	4/12	6/23
New Zealand	0.81	3/66	1/13	3/23
Nigeria	0.45	53/66	5/9	12/16
Norway	0.86	2/66	2/12	2/23
Pakistan	0.41	59/66	3/3	15/16
Peru	0.55	29/66	5/12	6/19
Philippines	0.53	32/66	8/13	4/16
Poland	0.58	22/66	2/12	20/23
Romania	0.50	41/66	7/12	12/19
Russia	0.45	52/66	11/12	15/19
Senegal	0.49	45/66	3/9	8/16
Singapore	0.74	10/66	4/13	10/23
South Africa	0.57	23/66	1/9	2/19
South Korea	0.69	16/66	5/13	16/23
Spain	0.62	21/66	11/12	19/23
Sweden	0.88	1/66	1/12	1/23
Thailand	0.53	33/66	9/13	5/16
Turkey	0.52	36/66	5/12	9/19
Uganda	0.47	48/66	4/9	2/8
Ukraine	0.30	64/66	12/12	16/16
United Arab Emirates	0.74	11/66	1/5	11/23
United Kingdom	0.79	5/66	3/12	5/23
United States	0.69	15/66	9/12	15/23
Venezuela	0.39	60/66	12/12	18/19
Vietnam	0.50	42/66	12/13	7/16

## Factor 7: Access to Civil Justice

	Score	Global Ranking	Regional Ranking	Income Group Ranking
Albania	0.51	47/66	10/12	15/19
Argentina	0.58	31/66	4/12	8/19
Australia	0.67	13/66	4/13	13/23
Austria	0.72	8/66	5/12	8/23
Bangladesh	0.41	62/66	2/3	6/8
Belgium	0.71	9/66	6/12	9/23
Bolivia	0.47	54/66	10/12	12/16
Brazil	0.59	26/66	2/12	4/19
Bulgaria	0.55	38/66	8/12	11/19
Cambodia	0.36	64/66	13/13	7/8
Cameroon	0.42	61/66	8/9	14/16
Canada	0.66	16/66	9/12	16/23
Chile	0.65	18/66	1/12	1/19
China	0.52	45/66	9/13	6/16
Colombia	0.58	29/66	3/12	7/19
Croatia	0.57	33/66	6/12	22/23
Czech Republic	0.64	20/66	2/12	19/23
Dominican Republic	0.55	39/66	7/12	12/19
El Salvador	0.55	37/66	6/12	3/16
Estonia	0.73	6/66	1/12	6/23
Ethiopia	0.52	42/66	4/9	2/8
France	0.67	15/66	8/12	15/23
Germany	0.79	2/66	2/12	2/23
Ghana	0.59	24/66	2/9	1/8
Guatemala	0.48	51/66	9/12	10/16
Hong Kong SAR, China	0.68	12/66	3/13	12/23
India	0.51	48/66	1/3	8/16
Indonesia	0.54	41/66	7/13	4/16
Iran	0.58	28/66	3/5	6/19
Italy	0.57	34/66	12/12	23/23
Jamaica	0.55	36/66	5/12	10/19
Japan	0.72	7/66	2/13	7/23
Jordan	0.60	22/66	2/5	1/16
Kazakhstan	0.59	25/66	3/12	3/19
Kenya	0.44	59/66	7/9	5/8
Kyrgyzstan	0.44	58/66	11/12	4/8
Lebanon	0.48	52/66	5/5	17/19
Liberia	0.36	65/66	9/9	8/8
Malaysia	0.52	44/66	8/13	14/19
Mexico	0.46	57/66	11/12	18/19
Morocco	0.52	46/66	4/5	7/16
Netherlands	0.78	3/66	3/12	3/23
New Zealand	0.78	4/66	1/13	4/23
Nigeria	0.57	32/66	3/9	2/16
Norway	0.81	1/66	1/12	1/23
Pakistan	0.32	66/66	3/3	16/16
Peru	0.49	49/66	8/12	16/19
Philippines	0.46	56/66	12/13	13/16
Poland	0.58	30/66	5/12	21/23
Romania	0.56	35/66	7/12	9/19
Russia	0.54	40/66	9/12	13/19
Senegal	0.52	43/66	5/9	5/16
Singapore	0.67	14/66	5/13	14/23
South Africa	0.60	23/66	1/9	2/19
South Korea	0.65	17/66	6/13	17/23
Spain	0.64	19/66	10/12	18/23
Sweden	0.76	5/66	4/12	5/23
Thailand	0.48	53/66	11/13	11/16
Turkey	0.59	27/66	4/12	5/19
Uganda	0.46	55/66	6/9	3/8
Ukraine	0.40	63/66	12/12	15/16
United Arab Emirates	0.68	11/66	1/5	11/23
United Kingdom	0.71	10/66	7/12	10/23
United States	0.63	21/66	11/12	20/23
Venezuela	0.43	60/66	12/12	19/19
Vietnam	0.49	50/66	10/13	9/16

## Factor 8: Effective Criminal Justice

	Score	Global Ranking	Regional Ranking	Income Group Ranking
Albania	0.39	57/66	10/12	16/19
Argentina	0.39	56/66	9/12	15/19
Australia	0.74	15/66	5/13	15/23
Austria	0.79	8/66	4/12	8/23
Bangladesh	0.49	40/66	2/3	2/8
Belgium	0.71	18/66	9/12	18/23
Bolivia	0.34	62/66	10/12	16/16
Brazil	0.48	43/66	4/12	10/19
Bulgaria	0.30	64/66	12/12	18/19
Cambodia	0.39	55/66	13/13	6/8
Cameroon	0.37	58/66	8/9	13/16
Canada	0.76	10/66	6/12	10/23
Chile	0.59	27/66	1/12	2/19
China	0.61	25/66	8/13	2/16
Colombia	0.43	49/66	6/12	14/19
Croatia	0.50	37/66	6/12	23/23
Czech Republic	0.76	12/66	1/12	12/23
Dominican Republic	0.48	44/66	5/12	11/19
El Salvador	0.40	54/66	8/12	12/16
Estonia	0.75	14/66	2/12	14/23
Ethiopia	0.42	52/66	6/9	5/8
France	0.67	22/66	12/12	22/23
Germany	0.78	9/66	5/12	9/23
Ghana	0.55	31/66	2/9	1/8
Guatemala	0.42	50/66	7/12	9/16
Hong Kong SAR, China	0.84	2/66	1/13	2/23
India	0.51	35/66	1/3	6/16
Indonesia	0.60	26/66	9/13	3/16
Iran	0.49	38/66	3/5	8/19
Italy	0.73	16/66	8/12	16/23
Jamaica	0.52	34/66	2/12	6/19
Japan	0.76	11/66	4/13	11/23
Jordan	0.55	30/66	2/5	4/16
Kazakhstan	0.49	39/66	7/12	9/19
Kenya	0.48	41/66	3/9	3/8
Kyrgyzstan	0.36	60/66	11/12	7/8
Lebanon	0.48	45/66	4/5	12/19
Liberia	0.30	65/66	9/9	8/8
Malaysia	0.52	33/66	11/13	5/19
Mexico	0.30	63/66	11/12	17/19
Morocco	0.37	59/66	5/5	14/16
Netherlands	0.81	6/66	2/12	6/23
New Zealand	0.84	3/66	2/13	3/23
Nigeria	0.41	53/66	7/9	11/16
Norway	0.86	1/66	1/12	1/23
Pakistan	0.36	61/66	3/3	15/16
Peru	0.50	36/66	3/12	7/19
Philippines	0.45	47/66	12/13	8/16
Poland	0.72	17/66	3/12	17/23
Romania	0.57	28/66	5/12	3/19
Russia	0.64	23/66	4/12	1/19
Senegal	0.46	46/66	5/9	7/16
Singapore	0.83	5/66	3/13	5/23
South Africa	0.56	29/66	1/9	4/19
South Korea	0.68	21/66	6/13	21/23
Spain	0.70	19/66	10/12	19/23
Sweden	0.80	7/66	3/12	7/23
Thailand	0.64	24/66	7/13	1/16
Turkey	0.43	48/66	8/12	13/19
Uganda	0.48	42/66	4/9	4/8
Ukraine	0.42	51/66	9/12	10/16
United Arab Emirates	0.84	4/66	1/5	4/23
United Kingdom	0.75	13/66	7/12	13/23
United States	0.69	20/66	11/12	20/23
Venezuela	0.29	66/66	12/12	19/19
Vietnam	0.54	32/66	10/13	5/16

## Groups by Regions

### East Asia and Pacific

Country	Factor 1: Limited Government Powers	Factor 2: Absence of Corruption	Factor 3: Order and Security	Factor 4: Fundamental Rights	Factor 5: Open Government	Factor 6: Regulatory Enforcement	Factor 7: Access to Civil Justice	Factor 8: Effective Criminal Justice
Australia	2/13	5/13	4/13	2/13	4/13	3/13	4/13	5/13
Cambodia	13/13	13/13	13/13	12/13	13/13	13/13	13/13	13/13
China	11/13	9/13	9/13	13/13	7/13	10/13	9/13	8/13
Hong Kong SAR, China	4/13	4/13	1/13	5/13	2/13	6/13	3/13	1/13
Indonesia	6/13	12/13	12/13	6/13	8/13	7/13	7/13	9/13
Japan	3/13	3/13	3/13	3/13	3/13	2/13	2/13	4/13
Malaysia	10/13	7/13	6/13	11/13	10/13	11/13	8/13	11/13
New Zealand	1/13	1/13	5/13	1/13	1/13	1/13	1/13	2/13
Philippines	8/13	10/13	11/13	9/13	12/13	8/13	12/13	12/13
Singapore	5/13	2/13	2/13	8/13	6/13	4/13	5/13	3/13
South Korea	7/13	6/13	7/13	4/13	5/13	5/13	6/13	6/13
Thailand	12/13	8/13	10/13	7/13	11/13	9/13	11/13	7/13
Vietnam	9/13	11/13	8/13	10/13	9/13	12/13	10/13	10/13

### Eastern Europe and Central Asia

Country	Factor 1: Limited Government Powers	Factor 2: Absence of Corruption	Factor 3: Order and Security	Factor 4: Fundamental Rights	Factor 5: Open Government	Factor 6: Regulatory Enforcement	Factor 7: Access to Civil Justice	Factor 8: Effective Criminal Justice
Albania	6/12	10/12	9/12	6/12	9/12	10/12	10/12	10/12
Bulgaria	7/12	9/12	11/12	7/12	6/12	8/12	8/12	12/12
Croatia	4/12	5/12	7/12	5/12	4/12	6/12	6/12	6/12
Czech Republic	3/12	3/12	4/12	2/12	3/12	3/12	2/12	1/12
Estonia	1/12	1/12	1/12	1/12	1/12	1/12	1/12	2/12
Kazakhstan	11/12	8/12	5/12	9/12	7/12	4/12	3/12	7/12
Kyrgyzstan	10/12	12/12	8/12	11/12	12/12	9/12	11/12	11/12
Poland	2/12	2/12	2/12	3/12	2/12	2/12	5/12	3/12
Romania	5/12	4/12	3/12	4/12	5/12	7/12	7/12	5/12
Russia	9/12	6/12	12/12	10/12	10/12	11/12	9/12	4/12
Turkey	8/12	7/12	10/12	12/12	8/12	5/12	4/12	8/12
Ukraine	12/12	11/12	6/12	8/12	11/12	12/12	12/12	9/12

### Latin America and Caribbean

Country	Factor 1: Limited Government Powers	Factor 2: Absence of Corruption	Factor 3: Order and Security	Factor 4: Fundamental Rights	Factor 5: Open Government	Factor 6: Regulatory Enforcement	Factor 7: Access to Civil Justice	Factor 8: Effective Criminal Justice
Argentina	9/12	8/12	9/12	5/12	9/12	11/12	4/12	9/12
Bolivia	11/12	12/12	4/12	11/12	6/12	10/12	10/12	10/12
Brazil	3/12	2/12	5/12	3/12	5/12	3/12	2/12	4/12
Chile	1/12	1/12	1/12	1/12	1/12	1/12	1/12	1/12
Colombia	4/12	5/12	11/12	8/12	2/12	2/12	3/12	6/12
Dominican Republic	8/12	9/12	10/12	7/12	7/12	9/12	7/12	5/12
El Salvador	5/12	4/12	3/12	6/12	10/12	4/12	6/12	8/12
Guatemala	10/12	6/12	6/12	9/12	8/12	8/12	9/12	7/12
Jamaica	6/12	3/12	8/12	4/12	12/12	7/12	5/12	2/12
Mexico	7/12	10/12	7/12	10/12	4/12	6/12	11/12	11/12
Peru	2/12	7/12	2/12	2/12	3/12	5/12	8/12	3/12
Venezuela	12/12	11/12	12/12	12/12	11/12	12/12	12/12	12/12

## Middle East and North Africa

Country	Factor 1: Limited Government Powers	Factor 2: Absence of Corruption	Factor 3: Order and Security	Factor 4: Fundamental Rights	Factor 5: Open Government	Factor 6: Regulatory Enforcement	Factor 7: Access to Civil Justice	Factor 8: Effective Criminal Justice
Iran	5/5	3/5	5/5	5/5	3/5	3/5	3/5	3/5
Jordan	2/5	2/5	2/5	3/5	2/5	2/5	2/5	2/5
Lebanon	3/5	4/5	3/5	1/5	5/5	5/5	5/5	4/5
Morocco	4/5	5/5	4/5	4/5	4/5	4/5	4/5	5/5
United Arab Emirates	1/5	1/5	1/5	2/5	1/5	1/5	1/5	1/5

## South Asia

Country	Factor 1: Limited Government Powers	Factor 2: Absence of Corruption	Factor 3: Order and Security	Factor 4: Fundamental Rights	Factor 5: Open Government	Factor 6: Regulatory Enforcement	Factor 7: Access to Civil Justice	Factor 8: Effective Criminal Justice
Bangladesh	2/3	2/3	1/3	2/3	2/3	2/3	2/3	2/3
India	1/3	1/3	2/3	1/3	1/3	1/3	1/3	1/3
Pakistan	3/3	3/3	3/3	3/3	3/3	3/3	3/3	3/3

## Sub-Saharan Africa

Country	Factor 1: Limited Government Powers	Factor 2: Absence of Corruption	Factor 3: Order and Security	Factor 4: Fundamental Rights	Factor 5: Open Government	Factor 6: Regulatory Enforcement	Factor 7: Access to Civil Justice	Factor 8: Effective Criminal Justice
Cameroon	8/9	9/9	2/9	7/9	7/9	6/9	8/9	8/9
Ethiopia	9/9	4/9	4/9	9/9	5/9	7/9	4/9	6/9
Ghana	1/9	3/9	3/9	1/9	2/9	2/9	2/9	2/9
Kenya	7/9	7/9	6/9	5/9	8/9	8/9	7/9	3/9
Liberia	4/9	8/9	8/9	4/9	9/9	9/9	9/9	9/9
Nigeria	3/9	5/9	7/9	6/9	4/9	5/9	3/9	7/9
Senegal	5/9	2/9	1/9	3/9	6/9	3/9	5/9	5/9
South Africa	2/9	1/9	9/9	2/9	1/9	1/9	1/9	1/9
Uganda	6/9	6/9	5/9	8/9	3/9	4/9	6/9	4/9

## Western Europe and North America

Country	Factor 1: Limited Government Powers	Factor 2: Absence of Corruption	Factor 3: Order and Security	Factor 4: Fundamental Rights	Factor 5: Open Government	Factor 6: Regulatory Enforcement	Factor 7: Access to Civil Justice	Factor 8: Effective Criminal Justice
Austria	7/12	4/12	4/12	4/12	5/12	6/12	5/12	4/12
Belgium	8/12	8/12	8/12	6/12	9/12	10/12	6/12	9/12
Canada	6/12	5/12	3/12	9/12	4/12	7/12	9/12	6/12
France	10/12	7/12	9/12	10/12	10/12	8/12	8/12	12/12
Germany	3/12	6/12	5/12	5/12	7/12	5/12	2/12	5/12
Italy	12/12	12/12	12/12	12/12	12/12	12/12	12/12	8/12
Netherlands	4/12	3/12	10/12	3/12	2/12	4/12	3/12	2/12
Norway	1/12	2/12	1/12	2/12	6/12	2/12	1/12	1/12
Spain	11/12	11/12	11/12	8/12	11/12	11/12	10/12	10/12
Sweden	2/12	1/12	2/12	1/12	1/12	1/12	4/12	3/12
United Kingdom	5/12	9/12	7/12	7/12	3/12	3/12	7/12	7/12
United States	9/12	10/12	6/12	11/12	8/12	9/12	11/12	11/12

## Groups by Income

### High Income

Country	Factor 1: Limited Government Powers	Factor 2: Absence of Corruption	Factor 3: Order and Security	Factor 4: Fundamental Rights	Factor 5: Open Government	Factor 6: Regulatory Enforcement	Factor 7: Access to Civil Justice	Factor 8: Effective Criminal Justice
Australia	4/23	9/23	10/23	8/23	9/23	8/23	13/23	15/23
Austria	10/23	8/23	8/23	5/23	8/23	12/23	8/23	8/23
Belgium	11/23	15/23	14/23	10/23	15/23	17/23	9/23	18/23
Canada	9/23	11/23	7/23	14/23	6/23	13/23	16/23	10/23
Croatia	23/23	23/23	22/23	21/23	22/23	23/23	22/23	23/23
Czech Republic	19/23	22/23	20/23	9/23	21/23	21/23	19/23	12/23
Estonia	8/23	10/23	16/23	7/23	12/23	9/23	6/23	14/23
France	16/23	14/23	15/23	15/23	16/23	14/23	15/23	22/23
Germany	5/23	12/23	9/23	6/23	11/23	7/23	2/23	9/23
Hong Kong SAR, China	13/23	7/23	1/23	20/23	5/23	18/23	12/23	2/23
Italy	21/23	21/23	23/23	19/23	23/23	22/23	23/23	16/23
Japan	12/23	5/23	4/23	16/23	7/23	4/23	7/23	11/23
Netherlands	6/23	6/23	17/23	4/23	3/23	6/23	3/23	6/23
New Zealand	2/23	1/23	11/23	3/23	2/23	3/23	4/23	3/23
Norway	1/23	4/23	3/23	2/23	10/23	2/23	1/23	1/23
Poland	14/23	20/23	18/23	12/23	20/23	20/23	21/23	17/23
Singapore	18/23	3/23	2/23	22/23	17/23	10/23	14/23	5/23
South Korea	22/23	19/23	19/23	17/23	14/23	16/23	17/23	21/23
Spain	17/23	18/23	21/23	13/23	19/23	19/23	18/23	19/23
Sweden	3/23	2/23	5/23	1/23	1/23	1/23	5/23	7/23
United Arab Emirates	20/23	13/23	6/23	23/23	18/23	11/23	11/23	4/23
United Kingdom	7/23	16/23	13/23	11/23	4/23	5/23	10/23	13/23
United States	15/23	17/23	12/23	18/23	13/23	15/23	20/23	20/23

### Upper Middle Income

Country	Factor 1: Limited Government Powers	Factor 2: Absence of Corruption	Factor 3: Order and Security	Factor 4: Fundamental Rights	Factor 5: Open Government	Factor 6: Regulatory Enforcement	Factor 7: Access to Civil Justice	Factor 8: Effective Criminal Justice
Albania	13/19	19/19	4/19	7/19	15/19	14/19	15/19	16/19
Argentina	12/19	13/19	15/19	9/19	13/19	17/19	8/19	15/19
Brazil	3/19	2/19	12/19	4/19	6/19	5/19	4/19	10/19
Bulgaria	14/19	16/19	6/19	11/19	8/19	13/19	11/19	18/19
Chile	1/19	1/19	10/19	1/19	1/19	1/19	1/19	2/19
Colombia	5/19	7/19	17/19	12/19	2/19	3/19	7/19	14/19
Dominican Republic	11/19	15/19	16/19	10/19	9/19	16/19	12/19	11/19
Iran	18/19	8/19	9/19	19/19	10/19	4/19	6/19	8/19
Jamaica	7/19	4/19	14/19	6/19	19/19	11/19	10/19	6/19
Kazakhstan	17/19	12/19	3/19	13/19	12/19	7/19	3/19	9/19
Lebanon	8/19	14/19	8/19	5/19	18/19	19/19	17/19	12/19
Malaysia	6/19	3/19	1/19	18/19	11/19	10/19	14/19	5/19
Mexico	9/19	17/19	13/19	15/19	5/19	8/19	18/19	17/19
Peru	2/19	11/19	11/19	3/19	3/19	6/19	16/19	7/19
Romania	10/19	6/19	2/19	2/19	7/19	12/19	9/19	3/19
Russia	16/19	9/19	7/19	14/19	16/19	15/19	13/19	1/19
South Africa	4/19	5/19	18/19	8/19	4/19	2/19	2/19	4/19
Turkey	15/19	10/19	5/19	17/19	14/19	9/19	5/19	13/19
Venezuela	19/19	18/19	19/19	16/19	17/19	18/19	19/19	19/19



## Lower Middle Income

Country	Factor 1: Limited Government Powers	Factor 2: Absence of Corruption	Factor 3: Order and Security	Factor 4: Fundamental Rights	Factor 5: Open Government	Factor 6: Regulatory Enforcement	Factor 7: Access to Civil Justice	Factor 8: Effective Criminal Justice
Bolivia	13/16	14/16	12/16	9/16	5/16	13/16	12/16	16/16
Cameroon	15/16	15/16	10/16	12/16	15/16	14/16	14/16	13/16
China	7/16	3/16	2/16	15/16	2/16	6/16	6/16	2/16
El Salvador	4/16	5/16	11/16	3/16	9/16	2/16	3/16	12/16
Guatemala	12/16	8/16	13/16	7/16	6/16	9/16	10/16	9/16
India	2/16	10/16	15/16	5/16	1/16	11/16	8/16	6/16
Indonesia	1/16	9/16	9/16	1/16	3/16	3/16	4/16	3/16
Jordan	6/16	1/16	3/16	13/16	4/16	1/16	1/16	4/16
Morocco	9/16	13/16	7/16	14/16	11/16	10/16	7/16	14/16
Nigeria	10/16	11/16	14/16	11/16	13/16	12/16	2/16	11/16
Pakistan	14/16	16/16	16/16	16/16	16/16	15/16	16/16	15/16
Philippines	3/16	4/16	6/16	6/16	10/16	4/16	13/16	8/16
Senegal	11/16	7/16	8/16	4/16	14/16	8/16	5/16	7/16
Thailand	8/16	2/16	5/16	2/16	8/16	5/16	11/16	1/16
Ukraine	16/16	12/16	4/16	8/16	12/16	16/16	15/16	10/16
Vietnam	5/16	6/16	1/16	10/16	7/16	7/16	9/16	5/16

## Low Income

Country	Factor 1: Limited Government Powers	Factor 2: Absence of Corruption	Factor 3: Order and Security	Factor 4: Fundamental Rights	Factor 5: Open Government	Factor 6: Regulatory Enforcement	Factor 7: Access to Civil Justice	Factor 8: Effective Criminal Justice
Bangladesh	3/8	4/8	3/8	3/8	3/8	4/8	6/8	2/8
Cambodia	8/8	8/8	2/8	7/8	6/8	7/8	7/8	6/8
Ethiopia	7/8	2/8	5/8	8/8	5/8	5/8	2/8	5/8
Ghana	1/8	1/8	4/8	1/8	1/8	1/8	1/8	1/8
Kenya	6/8	5/8	7/8	5/8	7/8	6/8	5/8	3/8
Kyrgyzstan	5/8	7/8	1/8	4/8	4/8	3/8	4/8	7/8
Liberia	2/8	6/8	8/8	2/8	8/8	8/8	8/8	8/8
Uganda	4/8	3/8	6/8	6/8	2/8	2/8	3/8	4/8



# Data Notes

The WJP Rule of Law Index™ provides new indicators on nine factors and 52 sub-factors. These factors and sub-factors correspond to goals or outcomes that rule of law societies seek to achieve and that policy makers might want to influence. The WJP Rule of Law Index™ is a first attempt to systematically and comprehensively quantify these outcomes by linking the conceptual definitions to concrete questions. These questions are then administered to a representative sample of the general public, and to local experts, and then are analyzed and cross-checked pursuant to a rigorous triangulation methodology. The outcome of this exercise is one of the world's most comprehensive data sets of the extent to which countries adhere to the rule of law in practice.

The 2011 *Rule of Law Index* builds on more than 400 variables drawn from the assessments of more than 66,000 people and 2,000 local experts in 66 countries.

## Outcomes vs. inputs

The *WJP Rule of Law Index*™ 2011 measures outcomes rather than inputs. More specifically, our aim is to provide a picture of where countries stand with regard to a number of widely accepted outcomes that rule of law societies seek to achieve, as opposed to the institutional means, such as the legal and regulatory frameworks, to attain them. Some examples of outcomes measured by the Index include respect for fundamental rights, absence of corruption, and access to justice. Examples of inputs include a country's number of courts, number of police officers, and judicial budget.

Measuring outcomes improves accuracy while reducing the risk of misdiagnosing the causes of problems and bottlenecks. For instance, police resources are just one of the many inputs of effective policing (an outcome), and it may or may not be the

driving reason behind crime rates. Since the Index does not contain all the elements to diagnose the root causes of the country's rule of law weaknesses, we focus on outcomes which, in the end, are the goals policy makers want to address. Relevant inputs will continue to be captured by the methodology, as they are essential for policy analysis, and will be incorporated in the Index's spin-off products which will complement the Index framework and provide a solid basis for policy analysis and discussion.

## Law in practice vs. law on the books

In order to evaluate the rule of law in a given country, it is necessary to look not only at the laws as written (*de jure*), but also at how they are actually implemented in practice and experienced by those who are subject to them (*de facto*). Unlike other indices, the WJP Rule of Law Index™ methodology focuses entirely on adherence to the rule of law in practice.

## A new data set

The WJP's Rule of Law Index is based on the premise that it is necessary to use different but complementary data sources to best approximate the concept of the rule of law. Currently, there is no comparable data that fully covers all dimensions of the rule of law. The WJP Rule of Law Index addresses this gap by constructing a new set of indicators drawn from two novel data sources:

- » A general population poll (GPP) conducted by leading local polling companies using a probability sample of 1,000 respondents in the three largest cities of each country.
- » Qualified respondents' questionnaires (QRQ) completed by in-country experts in civil and commercial law, criminal justice, labor law, and public health.

The general population poll (GPP) is a key component of the Index as it provides information on how the rule of law is experienced by the people, including marginalized segments of the society. The GPP questionnaire was designed to provide information on the experiences and the

perceptions of ordinary people about their dealings with the government, the police, and the courts; the openness and accountability of the State; the extent of corruption; and the magnitude of common crimes to which the general public is exposed. The latest questionnaire includes 91 perception-based questions and 58 experienced-based questions. In addition, socio-demographic information was also collected. In all countries, the questionnaire was translated into local languages and adapted to common expressions. The poll was carried out on a probability sample of 1,000 respondents drawn from the three largest cities in each country, and was conducted by leading local polling companies on behalf of the World Justice Project. Depending on the particular situation of each country, three different polling methodologies were used: CATI, Online, or F2F. The cities covered, the polling company, and the polling methodology employed in all 66 countries are presented in Table 4. For the first round of countries, data were gathered in September 2009. For the second round, they were collected in April 2011.

The Qualified Respondents' Questionnaire (QRQ) is designed to complement polling data with expert opinion on a variety of dimensions relevant to the rule of law. The expert questionnaires were tailored to four areas of expertise: civil and commercial law, criminal justice (due process); labor law, and public health. The questionnaires cover different aspects of the majority of factors, but are tailored to suit the knowledge and expertise of each type of respondent. The questionnaires include close-ended perception questions and several hypothetical scenarios with highly detailed factual assumptions aimed at ensuring comparability across countries. Qualified respondents are selected based solely on their professional expertise by using two methods. The first method involves a two-stage procedure. In the first stage, a large number of organizations are selected from a set of directories of law firms, universities/colleges, research organizations, and non-governmental organizations (NGOs). In the second stage, a random sample of experts is drawn from within the selected organizations. Once a sufficient number of potential respondents are identified, questionnaires are sent to the selected individuals. The second method builds on the WJP network of practitioners and academics-- people who

Table 4: City coverage and polling methodology in the 66 indexed countries

Country	Cities Covered	Polling Company	Methodology	Sample	Data Collection Year
Albania	Tirana, Durres, Elbasan	Strategic Puls Group	F2F	1096	2009
Argentina	Buenos Aires, Cordoba, Rosario	Navarro Mkt Research	CATI	1000	2009
Australia	Sydney, Melbourne, Brisbane	IPSOS Public Affairs Pty Ltd.	ONLINE	1030	2009
Austria	Wien, Graz, Linz	Market Institut	ONLINE	1000	2009
Bangladesh	Dhaka, Chittagong, Khulna	Org-Quest Research Limited	F2F	1000	2011
Belgium	Brussels, Antwerpen, Gent	Survey Sampling International, LLC	ONLINE	1000	2011
Bolivia	La Paz, Santa Cruz, Cochabamba	Encuestas y Estudios	F2F	1003	2009
Brazil	São Paulo, Rio de Janeiro, Belo Horizonte	Fine Research	Mixed (CATI & F2F)	850	2011
Bulgaria	Sofia, Plovdiv, Varna	Alpha Research	F2F	1024	2009
Cambodia	Phnom Penh, Battambang, Kampong Cham	Indochina Research Ltd	F2F	1006	2011
Cameroon	Douala, Yaoundé, Bamenda	CIBLE	F2F	1000	2011
Canada	Toronto, Montreal, Vancouver	Leger Marketing	ONLINE	1047	2009
Chile	Santiago, Valparaiso, Concepcion	Fine Research	CATI	850	2011
China	Beijing, Shanghai, Guangzhou	WJP in collaboration with local partner	F2F	1006	2011
Colombia	Bogota, Medellin, Cali	Centro Nacional de Consultoria (CNC)	CATI	1009	2009
Croatia	Zagreb, Split, Rijeka	Puls - Marketing, Media and Public Opinion	CATI	1006	2009
Czech Republic	Prague, Brno, Ostrava	Survey Sampling International, LLC	ONLINE	1001	2011
Dominican Republic	Gran Santo Domingo, Santiago de los Caballeros, San Cristobal	Asisa Research Group Inc.	F2F	1000	2009
El Salvador	San Salvador, Soyapango, Santa Ana	Borge y Asociados	F2F	1020	2009
Estonia	Tallinn, Tartu, Narva	Survey Sampling International, LLC	ONLINE	1000	2011
Ethiopia	Addis Ababa, Dire Dawa, Mek'ele	Research Solutions Limited	F2F	1019	2011
France	Paris, Marseille, Lyon	Leger Marketing with local partner	ONLINE	1000	2009
Germany	Berlin, Hamburg, Munich	Survey Sampling International, LLC	ONLINE	1002	2011
Ghana	Accra, Kumasi, Tamale	The Steadman Group (Synovate)	F2F	1006	2009
Guatemala	Guatemala City, Mixco, Villa Nueva	TNS DATA, S.A.	F2F	1000	2011
Hong Kong SAR, China	Hong Kong	IBI Partners	F2F	1006	2011
India	Mumbai, Delhi, Kolkata	Hinduston Thompson Associates (IMRB)	F2F	1004	2009
Indonesia	Jakarta, Surabaya, Bandung	Synovate Indonesia	F2F	1067	2009
Iran	Tehran, Mashad, Isfahan	FeedBack Market Research	F2F	1097	2011
Italy	Rome, Milan, Naples	Survey Sampling International, LLC	ONLINE	1000	2011
Jamaica	Kingston, Portmore, Spanish Town	StatMark Group, s.a.	F2F	1000	2011
Japan	Tokyo, Yokohama, Osaka	IBI Partners	CATI	1000	2009
Jordan	Amman, Az Zarqa, Irbid	WJP in collaboration with local partner	F2F	1011	2009
Kazakhstan	Almaty, Astana, Shymkent	ROMIR Holding Research LTD	F2F	1000	2011
Kenya	Nairobi, Mombasa, Nakuru	Synovate Kenya	F2F	1012	2009
Kyrgyzstan	Bishkek, Osh, Djalalabd	ROMIR Holding Research LTD	F2F	1000	2011
Lebanon	Beirut, Tripoli, Saita	FeedBack Market Research	F2F	1001	2011
Liberia	Monrovia	WJP in collaboration with local partner	F2F	1000	2009
Malaysia	Kuala Lumpur, Ipoh, Johor Bahru	IBI Partners	F2F	1006	2011
Mexico	Mexico City, Guadalajara, Monterrey	Brand Investigation, S.A. de C.V.	CATI	1057	2009
Morocco	Casablanca, Rabat, Fes	WJP in collaboration with local partner	F2F	1000	2009
Netherlands	Amsterdam, Rotterdam, s'Gravenhage	RenMMatrix	ONLINE	1004	2009
New Zealand	Auckland, Christchurch, Wellington	IBI Partners	CATI	1006	2011
Nigeria	Lagos, Kano, Ibadan	The Steadman Group (Synovate)	F2F	1001	2009
Norway	Oslo, Bergen, Trondheim	Survey Sampling International, LLC	ONLINE	1005	2011
Pakistan	Karachi, Lahore, Faisalabad	SB&B Marketing Research	F2F	1000	2009
Peru	Lima, Arequipa, Trujillo	IPSOS APOYO Opinion y Mercado S.A.	F2F	1009	2009
Philippines	Manila, Davao, Cebu	IBI Partners	F2F	1000	2009
Poland	Warsaw, Cracow, Lodz	Synovate Poland	F2F	1000	2009
Romania	Bucharest, Iasi, Cluj	Synovate SRL	F2F	1000	2011
Russia	Moscow, Saint Petersburg, Novosibirsk	ROMIR Holding Research LTD	F2F	1000	2011
Senegal	Dakar, Thies, Diourbel	TNS RMS Senegal	F2F	1024	2011
Singapore	Singapore	IBI Partners	CATI	1000	2009
South Africa	Johannesburg, Cape Town, Durban	Quest Research Services	F2F	1000	2009
South Korea	Seoul, Busan, Incheon	Nice Research and Consulting, Inc.	ONLINE	1000	2009
Spain	Madrid, Barcelona, Valencia	Leger Marketing with local partner	ONLINE	1018	2009
Sweden	Stockholm, Goteborg, Malmo	NORSTAT	ONLINE	1003	2009
Thailand	Bangkok, Nonthaburi, Pak Kret	IBI Partners Thailand	F2F	1000	2009
Turkey	Istanbul, Ankara, Izmir	Yontem Research Consultancy Ltd.	F2F	1000	2009
Uganda	Kampala, Wakiso, Mukono	Synovate Limited	F2F	1000	2011
Ukraine	Kyiv, Kharkiv, Dnipropetrovsk	Kiev International Institute of Sociology, Ltd	F2F	1010	2011
United Arab Emirates	Dubai, Sharjah, Abu-Dhabi	FeedBack Market Research	F2F	1011	2011
United Kingdom	London, Birmingham, Glasgow	Survey Sampling International, LLC	ONLINE	1001	2011
United States	New York, Los Angeles, Chicago	Survey Sampling International, LLC	ONLINE	1044	2011
Venezuela	Caracas, Maracaibo, Barquisimeto	WJP in collaboration with local partner	F2F	1000	2011
Vietnam	Ho Chi Minh City, Ha Noi, Hai Phong	Indochina Research Ltd	F2F	1000	2011

have provided significant input to the development of the Index. Data collection was conducted from March 2011 through May 2011.

The Index is thus based on data from experts and data from the general public. The intent in using these two data sources is twofold - the first is to complement the information provided by the experts' assessments (specialized knowledge of certain processes, actors, and circumstances) with that of the general public (different rule of law problems as experienced by the people). The underlying concept is that experts and lay people are knowledgeable about different rule of law situations. For instance, while experts are familiar with the duration of cases in courts, they might not comprehend factors such as crime in different neighborhoods, which is a problem experienced on a daily basis by the general public. The second goal is to validate our findings by providing different perspectives on the same issue (see Data validation and cross-checks section below). In this way, the Index anchors expert opinion on rigorous polling of the general public to ensure that the findings reflect the conditions experienced by the population, including marginalized sectors of society.

## Combining several questions to measure a complex concept

No single question can cover all of the dimensions of the concepts described by the different factors and sub-factors, therefore, the WJP's Rule of Law Index measures each of the concepts with several variables. By combining a series of questions, with each reflecting different aspects of a particular concept, it is possible to create composite indicators that better capture the reality of a complex concept, such as the rule of law. For instance, sub-factor 6.2 measures whether government regulations are applied and enforced without the exercise of bribery or improper influence. Given the large number of regulations emerging from different governmental bodies in each country, it is clear that no single question can adequately encompass this concept. The Index thus incorporates a series of 33 questions falling under different regulatory areas, such as labor, environment, public health, education, public registries, and procurement. With all this information, we create

a composite measure that conveys more precisely the extent of bribery and corruption in regulatory implementation. Overall, the Index combines more than 400 detailed questions to measure the concepts represented in the different sub-factors of the WJP's Rule of Law Index.

## Building indicators

All variables included in the Rule of Law Index were normalized using the Min-Max method, so that all variables are expressed in a scale from 0 (low rule of law) to 1 (high rule of law). Individual variables covering the same concept were averaged and then aggregated into sub-factors and factors using simple averages. These scores are the basis of the final rankings. In all cases, the base level of aggregation for each sub-factor is calculated with a weight of 50% for the QQQ variables, and 50% for the GPP variables<sup>1</sup>.

## Data validation and cross-checks

Another distinguishing feature of the WJP's Rule of Law Index is that it approaches the measurement of rule of law from various angles so as to improve the validity and reliability of the resultant scores - a method known as triangulation. The Rule of Law Index triangulates information across data sources and also across types of questions. This approach not only enables accounting for different perspectives on the rule of law, but it also helps to reduce possible bias that might be introduced by any one particular data collection method. In addition, the Index employs both a qualitative and quantitative methodology for cross-checking its findings in order to identify discrepancies between the Index and other data sources.

## Limitations

With the aforementioned methodological strengths come a number of limitations. First, the data will

<sup>1</sup> Composite indicators are subject to several sources of uncertainty, including sampling error, missing data, weighting, normalization, or aggregation rules, to mention just a few. To assess the impact of such uncertainties on our estimates, we asked the Joint Research Centre of the European Commission to perform a sensitivity analysis based a combination of Monte Carlo experiments, bootstrapping, and a multi-modeling approaches [Saisana, M and Saltelli, A. (2010)]. Their analysis has demonstrated the robustness of our findings, i.e., that 90 percent of the countries show a shift of less than ±1 position.

shed light on rule of law dimensions that appear comparatively strong or weak, but will not be specific enough to establish causation. Thus, it will be necessary to use the Index in combination with other analytical tools to provide a full picture of causes and possible solutions.

Second, the methodology has been applied only in three major urban areas in each of the indexed countries. As the project evolves, the WJP intends to extend the application of the methodology to other urban areas, and eventually to rural areas as well.

## Other methodological considerations

A detailed presentation of the methodology, including a description of the more than 400 variables used to construct the Index scores, are available in Botero, J and Ponce, A. (2011) “Measuring the Rule of Law”. WJP Working Paper No. 1, available online at [www.worldjusticeproject.org](http://www.worldjusticeproject.org)







# **Part III: Contributing Experts**



# Contributing Experts

The *Rule of Law Index 2011* was made possible by generous pro-bono contribution of academics and practitioners who contributed their time and expertise. The names of those experts wishing to be acknowledged individually are listed in the following pages.

This report was also made possible by the work of the polling companies who conducted fieldwork, and the thousands of individuals who have responded to the general population poll (GPP) around the world.

## Albania

Jona Bica  
Kalo & Associates

Dorant Ekmekçiu  
Hoxha, Memi & Hoxha

Sokol Elmazaj  
Boga & Associates

Roshi Enver

Emel Haxhillari  
Kalo & Associates

Eris Hoxha  
Hoxha, Memi & Hoxha

Illir Johollari  
Hoxha, Memi & Hoxha

Oljon Kaso  
Rokas

Andi Memi  
Hoxha, Memi & Hoxha

Blerita Nesho

Pellumb Piperi  
Ministry of Health

Artilla Rama  
Boga & Associates

Klodian Rjepaj

Genci Terpo  
Albanian Human Rights Group

Gerhard Velaj  
Boga & Associates

Anonymous Contributors

## Argentina

Valeria Amelong

Fernando Basch  
UBA, UP

Paola Bergallo  
Universidad de San Andrés

Marcelo Bombau

Federico A. Borzi Cirilli  
Defensas Penales

Hernán Jorge Danzi  
Estudio Jurídico Penal Dr.  
Hernán Jorge Danzi

Gladys Karina De Bella  
Hospital de Niños  
Ricardo Gutierrez

Roberto Durrieu  
Estudio Durrieu Abogados SC

Omar Eidelstein  
LKEC

Gonzalo Hernandez  
M. & M. Bomchil

Guillermo Jorge  
Guillermo Jorge & Asociados

Santiago Legarre  
Universidad Católica Argentina

Andres Mariano Ruiz

Gabriel Martoglio  
Martoglio & Asociados

Maria Eugenia Montero  
Hewlett-Packard

Rosa Maria Oller López  
Estudio Jurídico Oller  
López & Asoc

Diego Silva Ortiz  
Silva Ortiz, Alfonso, Pavic  
& Louge Abogados

Anonymous Contributors

## Australia

Steven Bennett  
Blake Dawson

Sean Cooney  
Melbourne Law School

Nicholas Cowdery AM QC  
Sydney Institute of Criminology

Breen Creighton  
RMIT University

Lynnda Crowley-Cyr  
James Cook University  
School of Law

Michael Dodson  
Australian National  
University, National Centre  
for Indigenous Studies

Patrick Emerton  
Monash University

Simon Evans

Thomas Faunce  
Australian National University

James FitzSimons

Andrew Frazer  
University of Wollongong

Jeffrey Fuller  
Flinders University

T. Hartnell  
Atanaskovic Hartnell

Jack Keating  
University of Melbourne

Adam McBeth  
Faculty of Law, Monash  
University

Fiona McDonald  
School of Law, Queensland  
University of Technology

Angus McKenzie  
PostSuper Pty Ltd

Simon Rice  
Australian National  
University, College of Law

Cheryl Saunders  
Melbourne Law School,  
University of Melbourne

Greg Taylor  
Monash University

Anonymous Contributors

## Austria

Arpad Gered  
BMA Brandstätter  
Rechtsanwälte GmbH

Gesundheit Österreich

Thomas Hofmann  
PALLAS Rechtsanwalte  
Partnerschaft

Greiter Ivo  
Greiter Pegger Koffler & Partners

Robert Kert  
University of Vienna

Katharina Koerber-Risak  
Karasek Wietrzyk  
Attorneys-at-Law

Isabelle Pellech  
Mag. Isabelle Pellech,  
LL.M. Rechtsanwältin

Martin Reinisch  
Brauneis Klauser Prandl  
Rechtsanwälte GmbH

Martin Risak  
University of Vienna

David Schnaiter

Jernej Sekolec  
London Court of  
International Arbitration

Doris Wydra  
Salzburg Centre of  
European Union Studies

Anonymous Contributors

## Bangladesh

ASM Alamgir  
WHO

Abdul Awal

Kazi Faizul Bari  
K.A. BARI & CO.

Mirza Farzana Iqbal Chowdhury  
Daffodil International University

Ghulam Mustafa Dulal  
Gonoshasthaya Kendra

Debra Efrogmson  
HealthBridge

S. M. Shajedul Haque  
Eminence

Bilqis Amin Hoque  
Environment and Population  
Research Centre (EPRC)

Mohammed Mutahar Hossain  
Hossain & Khan Associates

Barrister Kamruzzaman  
Daffodil International University  
Department of Law

Syed Kamruzzaman  
Dr. Kamal Hossain & Associates

Ali Asif Khan  
Hossain & Khan Associates

Saira Rahman Khan  
BRAC University

Shusmita Khan  
Eminence

Al Amin Rahman  
FM Associates

Mir Shamsur Rahman  
The University of Asia Pacific

Anonymous Contributors

## Belgium

J. Acolty  
Philippe & Partners

Eva Brems  
Ghent University

A. Claes  
De Broeck Van Laere & Partners

Daniel Cuypers  
University of Antwerp

Marie-Sophie Devresse  
Université Catholique de Louvain

Patrick Goffaux  
Université Libre de Bruxelles,  
Faculté de Droit

Jan De Greef

Kris Wauters  
Université Catholique de Louvain

Olivier De Witte  
Université Libre de Bruxelles,  
Hôpital Erasme

Anonymous Contributors

## Bolivia

Cesar Burgoa Rodríguez  
Bufete Burgoa

William Herrera Añez  
Estudio Jurídico

Alex Linares  
Sanjinés & Asociados  
Soc. Civil Abogados

Ivan Lima Magne  
Lima Asociados Consultores S.A.

Miguel Ángel Sandoval Parada  
Indacochea & Asociados,  
Abogados

Rodolfo Raoul Sanjinas  
Elizagoyen  
Sanjinas & Asociados  
Soc. Civ. Abogados

Victor Vargas  
Herrera & Abogados

Mario Zapata

Anonymous Contributors

## Brazil

José Manoel de Arruda  
Alvim Netto  
Pontificia Universidade  
Católica de São Paulo

Pedro Abramovay  
Fundação Getúlio Vargas

Teresa Ancona Lopez  
University of São Paulo,  
Faculty of Law

Maria Celina Bodin de Moraes  
Pontificia Universidade  
Católica do Rio de Janeiro

Rogério Carmona Bianco  
Lilla, Huck, Otranto,  
Camargo Advogados

Thiago Bottino  
Fundação Getúlio  
Vargas Law School

Julio Cesar Bueno  
Pinheiro Neto Advogados

Daniel Bushatsky  
Advocacia Bushatsky

Vivian Calderoni  
Conectas Human Rights

Mario de Barros Duarte Garcia  
Duarte Garcia, Caselli  
Guimarães e Terra Advogados

Fabio Di Jorge  
Peixoto e Cury Advogados

José Ricardo dos  
Santos Luz Júnior  
Duarte Garcia, Caselli  
Guimarães e Terra Advogados

Virgílio Afonso da Silva  
University of São Paulo

Alexandre Esper  
Microsoft

Heloisa Estellita  
Fundação Getúlio  
Vargas Law School

Joaquim de Arruda Falcão Neto  
Fundação Getúlio  
Vargas Law School

Mauricio Faragone  
Faragone Advogados

Luciano Feldens  
Zenkner Schmidt, Poeta &  
Feldens Advogados Associados

Boriska Ferreira Rocha  
Cunha Ferreira Advogados

Marcela Cristina Fogaça Vieira  
Conectas Direitos Humanos

Isabel Franco  
Koury Lopes Advogados

Iliana Graber De Aquino

Carlos Emmanuel  
Joppert Ragazzo  
Fundação Getúlio Vargas

Levy & Salomão Advogados

Maira Rocha Machado

Antenor Madruga  
Barbosa, Müssnich &  
Aragão Advogados

Sergio Nelson Mannheimer  
Andrade & Fichtner Advogados

Edson Mazieiro  
Paulo Roberto Murray Law Firm

Alberto Mori  
Trench, Rossi & Watanabe

Daniela Muradas  
Federal University of  
Minas Gerais (UFMG)

Luiz Paulo Pieruccetti Marques  
Vieira, Rezende, Barbosa  
e Guerreiro Advogados

Fabio Peixinho Gomes Correa  
Lilla, Huck, Otranto e  
Camargo Advogados

Maria Fernanda T. Peres  
University of São Paulo

Miguel Reale Júnior  
University of São Paulo  
Faculty of Law

Amadeu Ribeiro  
Mattos Filho Advogados

Paulo Sergio João  
Pontificia Universidade  
Catolica de São Paulo/  
Fundação Getúlio Vargas

Elival da Silva Ramos  
São Paulo University Law School

Augusto Simoes Cunha  
Cunha Ferreira Advogados

Fernando Smith Fabris  
Freitas Macedo &  
Dalcin Law Firm

Eduardo Soto Pires  
Veirano Attorneys-at-Law

Rodrigo de Souza Costa

Benny Spiewak

Gustavo Swenson Caetano

Mariana Tavares de Araujo  
Levy & Salomão Advogados

Maurício Vedovato  
Lilla, Huck, Otranto,  
Camargo Advogados

Teresa Wambier  
Pontificia Universidade  
Católica de São Paulo

Anonymous Contributors

## Bulgaria

Pavleta Alexieva  
Bulgarian Center for  
Not-for-Profit Law

J. Crombois  
American University in Bulgaria

Velichka Dzhabazova  
Ralchevi Stanev Dzhabazova

Boyko Guerginov  
Cerha Hempel Spiegelfeld  
Hlawati (CHSH)

Nikolai Hristov  
Medical University of Sofia

Gergana Ilieva  
Kolcheva, Smilenov,  
Koev and Partners

Dimitar Ivanov  
Dimitrov Ivanov & Partners

Vladimir Ivanov  
VIP Consult

Ilya Komarevski  
Tsvetkova Bebov and Partners

Marina Nenova  
Medical University of Varna

Neli Nedkova  
Wolf Theiss

Veselka Petrova  
Tsvetkova Bebov & Partners

Lachezar Raichev  
Penkov, Markov & Partners

Petko Salchev  
Department of Social Medicine  
and Health Care Management  
- Medical University of Sofia

Atanas Slavov  
Bulgarian Center for  
Not-for-Profit Law

S. Stanislav

Inira Stoeva  
Stoeva, Kuyumdjieva & Vitliemov

Ivaylo Uzunov

Nikolay Yanev  
Cerha Hempel Spiegelfeld  
Hlawati (CHSH)

Anonymous Contributors

## Cambodia

Sarath Chhay  
Cambodians for Resource  
Revenue Transparency

Sherazade Delhoume

Legal Support for  
Children and Women

Kem Ley  
Advance Research  
Consultant Team

Anonymous Contributors

## Cameroon

Angoh Angoh  
Legal Power Law Firm

Feh Henry Baaboh  
Henry Samuelson & Co.

Ndi Nelly Kahndi  
Jing & Partners

Monny Lobe  
Faculty of Medicine,  
Université de Yaoundé I

Tanyi Joseph Mbi  
Tanyi Mbi & Partners

Valentine N. Ndikum  
Faculty of Medicine and  
Biomedical Sciences,  
Université de Yaoundé I

Tayou Tagny  
Faculty of Medicine and  
Biomedical Sciences,  
Université de Yaoundé I

Anonymous Contributors

## Canada

David Asper  
University of Manitoba  
Faculty of Law

Carol Aylward  
Dalhousie University

Bob Barnetson  
Athabasca University

Karen Busby  
University of Manitoba,  
Faculty of Law

Daniel M. Campbell QC  
Cox & Palmer

Karen Campbell  
Cox & Palmer

Jason Foster  
Athabasca University

Fabien Gélinas  
McGill University

William H. Goodridge  
Supreme Court of  
Newfoundland and Labrador

Elise Groulx  
International Criminal Defence  
Attorneys Association

Chuck Harrison  
Fasken Martineau  
DuMoulin LLP

Jula Hughes  
University of New Brunswick

Gary Kobinger  
Public Health Agency of Canada

Hoi Kong  
McGill University

Marc Laporta

John N. Lavis  
McMaster University

Louis Letellier de St-Just

Katherine Lippel  
University of Ottawa

Glen Luther  
University of Saskatchewan,  
College of Law

Constance MacIntosh  
Schulich School of Law

Dwight Newman  
University of Saskatchewan

Darrel Pink  
Nova Scotia Barristers' Society

Caroline Potvin  
Pharmacists without Borders

Heather Raven

Gaynor Roger  
Shibley Righton LLP

Barbara Von Tigerstrom  
University of Saskatchewan,  
College of Law

Anonymous Contributors

## Chile

Diego Abogabir Egana

Gonzalo Cisternas  
Espina, Zepeda & Acosta

Sergio Gamonal Contreras  
Universidad Adolfo Ibáñez

Roberto Guerrero D.  
Guerrero, Olivos,  
Novoa y Errazuriz

Roberto Guerrero V.  
Pontificia Universidad Católica  
de Chile School of Law

Davor Harasic  
Universidad de Chile

Gaston Mansilla

Fernando Maturana Crino  
Eyzaguirre & Cía.

Omar Morales  
Montt & Cía.

Patricio Morales  
Estudio Jurídico Pérez  
Donoso y Cia

Luis Parada  
Bahamondez, Álvarez & Zegers

Manuel Jimenez Pffingsthorn  
Jara Del Favero Abogados Ltd.

Fernando Lolas  
University of Chile

Carla Robledo  
Estudio Carvallo

Moises Sanchez  
Fundacion Pro Acceso

Luis A. Silva  
Universidad de los  
Andes Law School

Alan Spencer  
Alessandri & Compañía

Juan Enrique Vargas  
Diego Portales Law  
School

Jorge Wahl Silva  
Alessandri & Compañía

Anonymous Contributors

## China

Liu Kaiming  
The Institute of Contemporary  
Observation

Apo Leong  
Asia Monitor Resource Centre

He-Qingjie

Jia Ping  
China Global Fund  
Watch Initiative

Fen Shao  
Legal Clinic for Labor,  
Yunnan University

Zhang Wanhong  
Public Interest and Development  
Law Institute, Wuhan University

Anonymous Contributors

## Colombia

Eduardo Barajas  
Rosario University

Mauricio A. Bello Galindo  
Baker & McKenzie  
Colombia S.A.

Hector Hernandez Botero  
Prieto Carrizosa

Eduardo Cardenas Caballero  
Cárdenas & Cárdenas  
Abogados Ltda.

Marcela Castro  
Universidad de Los Andes

Jose Duran  
Excellentia

Hermes Garcia  
Cavelier Abogados

Jorge Gonzalez-Jacome  
Universidad Javeriana

Jorge Lara  
LaraConsultores

Maria Fernanda Navas-Herrera  
Pontificia Universidad Javeriana

Luis Nieto  
Nieto & Chalela

Posse Herrera & Ruiz

Angela Maria Ruiz Sternberg  
Universidad del Rosario

Fredy A. Sandoval  
Fredy A. Sandoval Abogados

Raul Suarez Arcila

Natalia Tobón  
Cavelier Abogados

Anonymous Contributors

## Croatia

Boris Bakota  
Faculty of Law in Osijek

Ivana Dominković  
Bardek, Lisac, Musec,  
Skoko, Sarolic d.o.o. in  
cooperation with CMS

Kristijan Grdjan  
UN Theme Group on HIV/  
AIDS- UNDP Croatia

Iva Jovovic

Darko Jurisic  
General Hospital -  
Dr. J. Benčević

Ivan Kos  
PETOŠEVIĆ

Boris Kozjak

Marko Lovrić

Dalida Rittossa  
Faculty of Law,  
University of Rijeka

Djuro Sessa  
Association of Croatian Judges

Alan Soric  
Law Office Soric

Ana Stavljenic-Rukavina  
University of Zagreb

Anonymous Contributors

## Czech Republic

Ondrej Dusek

Jan Filip  
Faculty of Law, Masaryk  
University

Pavel Holec  
Holec, Zuska & Partners,  
Attorneys-at-law

Stepan Holub  
Holubova - advokati s.r.o.

Jan Hurdík  
Masaryk University

Marie Jansova  
Glatzova & Co., s.r.o.

Eva Kocmanová  
EK Law Office

Tomas Matejovsky  
CMS Cameron  
McKenna

Radek Matous  
Balcar Polansky Eversheds

Zoltan Palinkas  
Schonherr

Nataša Randlová  
Randl Partners

Martin Strnad  
Havel, Holásek & Partners

Zeiner & Zeiner

Anonymous Contributors

## Dominican Republic

Leandro Corral  
Estrella & Tupete, Abogados

Virgilio Bello Gonzalez  
Bello Rosa & Bello Gonzalez,  
Attorneys at Law

Juan Manuel Caceres  
Troncoso y Caceres

Alberto E. Fiallo S.  
Pellerano & Herrera

Virgilio A. Mendez  
Mendez & Asociados

Juan Musa  
Dominguez Brito

Jose M. Paez  
Paez-Mueses-Castillo  
& Asociados

Carolina Pichardo Toral  
Biaggi & Messina

Georges Santoni-Recio  
Russin Vecchi & Heredia Bonetti

Anonymous Contributors

## El Salvador

Irene Arrieta  
Arrieta Bustamante S.A de C.V.

Rebecca Atanacio de Basagoitia

Jose Caballero  
University of the  
West of England

Mauricio Cader

Carlos Enrique Castillo G.  
Romero Pineda & Asociados

DLM Abogados-  
Notarios-Consultores

Ana Yesenia Granillo de Tobar  
Escuela Superior de  
Economía y Negocios

Orlando Ernesto Lemus Herrera  
Bufete Lemus

Diego Martín-Menjívar  
Consortium Centro  
América Abogados

Carlos Mauricio Molina Fonseca  
Bufete Molina y Asociados

Ramon Antonio Morales  
Quintanilla  
Morales Rodriguez  
Melara Abogados

Marta Celina Rodríguez  
de Parada  
Fundación Salvadoreña para  
el Desarrollo Económico  
y Social (FUSADES)

Juan José Planas Carías  
Banco Agrícola, S.A

Délmer Edmundo  
Rodríguez Cruz  
Escuela Superior de  
Economía y Negocios

Piero Antonio Rusconi Gutierrez  
Rusconi, Medina &  
Asociados Central-Law

Humberto Sáenz Marinero  
Sáenz & Asociados

Rommell Ismael  
Sandoval Rosales  
Consultor Internacional  
en Libre Ejercicio

Jose Eduardo Tomasino Hurtado  
Consortium Centro  
América Abogados

Benjamin Valdez  
Iraheta  
Benjamin Valdez & Asociados

Anonymous Contributors

## Estonia

Tiit Elenurm  
Estonian Business School

Carri Ginter  
University of Tartu

Kari Kasper  
Tallinn University of Technology,  
Tallinn Law School

Tanel Kerikmäe  
Tallinn University of Technology,  
Tallinn Law School

Liisa Linna

Valdo Lips  
Luiga Mody Haal Borenius

Jaanus Mägi  
Concordia Attorneys at Law

Marianne Meior  
Estonian Human Rights Centre

Merle Muda  
University of Tartu

Priit Pahapill  
Luiga Mody Hääl Borenius

Andres Parmas  
Supreme Court

Juri Saar  
University of Tartu

Joel Starkopf  
Faculty of Medicine,  
University of Tartu

Gaabriel Tavits  
University of Tartu

Andres Vutt  
University of Tartu

Anonymous Contributors

## Ethiopia

Dubale Z. Addisu  
Haramaya University

Belkis Wolde Giorgis  
Management Sciences for Health

H. Jemal  
Addis Ababa University

Kebede Deribe Kassaye  
Jimma University

Alemu Meheretu  
Jimma University

Wondemagegn Tadesse  
Addis Ababa University

Lubo Teferi Kerorsa  
Adama University

Abrham Yohannes  
Abrham Law Office

Anonymous Contributors

## France

Patrick Bernard

Pr Calvès

Catherine Cathiard

Veronique Chauveau

Olivier de Boutiny  
BBG Associés

N. Fleury  
Ashurst

Jean-Charles Froment  
Université Pierre Mendès  
France de Grenoble

J. Martin

Nicolas Mathieu  
Skadden, Arps, Slate,  
Meagher & Flom LLP

Patrick Murray  
Winston & Strawn LLP

Dominique Tricaud  
Tricaud Traynard Devonoc  
Stephane Le Guen

Eric Wallenbrock  
Bird & Bird

Anonymous Contributors

## Germany

Hubertus Becker  
Rechtsanwälte Becker  
Sennhenn Schuster

Oliver Bolthausen  
BridgewayLaw

Central Institute of Mental  
Health (CIMH)

Gregor Dornbusch

Thomas Feltes  
University of Bochum

Ulrich Keil

Alexander Putz  
Putz und Partner

Michael K. Riefer

Henning Rosenau  
University of Augsburg

Stephen Sander  
Kanzlei Sander

Daniel Schulz  
Carroll, Burdick & McDonough  
International LLP

Rainer Seitz

Alexander Baron von Engelhardt

Anonymous Contributors

## Ghana

Azanne Kofi Akainyah  
A & A Law Consult

Emma Amakye  
A & A Law Consult

John E. Amakye  
A & A Law Consult

Nene Amegatcher  
Sam Okudzeto & Associates

Julie Asante  
Integritas

Rachel Baddoo  
Laryea, Laryea & Co.

Paa Kwesi Hagan  
Fugar & Company

Nii Nortey Hanson-Norte  
National TB Control Programme  
of Ghana Health Service

Olusola Ogundimu  
Integrated Legal Consultants

Sam Okudzeto  
Sam Okudzeto & Associates

Sam Poku  
Business Council for  
Africa (BCA)

Michael Quarshie

Mohammed Shahadu  
Gyandoh Asmah & Co.

Jacob Saah

Anonymous Contributors

## Guatemala

Rodolfo Alegria T.  
Carrillo y Asociados

Ruby Asturias  
Aczalaw

Jorge Rolando Barrios  
Bonilla, Montano,  
Toriello & Barrios

Alvaro Cordon  
Cordon, Ovalle & Asociados

Mario Roberto Guadron Rouanet

Estuardo Mata  
Quiñones, Ibarguen,  
Luján & Mata, S.C.

Enrique Moller  
Moller Attorneys at Law

Gabriel Muadi  
Muadi & Murga

Oscar Pineda  
Moller Attorneys at Law

Juan Jose Porras  
Palomo & Porras

Jose E. Quinones  
Quiñones, Ibarguen,  
Luján & Mata, S.C.

Eduardo Rosenberg  
Marroquin, Rosenberg  
& Associates

Luis Enrique Solares Levarre  
Asensio, Barrios Andrade  
& Asociados

Carmen Ximena  
Arias & Munoz

Anonymous Contributors

## Hong Kong SAR, China

Edward Alder  
Prince's Chambers

Farzana Aslam  
University of Hong Kong

Boughton Peterson  
Yang Anderson

Eric TM Cheung  
Faculty of Law, University  
of Hong Kong

Surya Deva  
Faculty of Law, City  
University of Hong Kong

Rick Glofcheski  
Faculty of Law, University  
of Hong Kong

John Kong Shan Ho  
Faculty of Law, City  
University of Hong Kong

Christopher Hooley  
Oldham, Li & Nie

A.K.C. Koo  
Faculty of Law, University  
of Hong Kong

Charles C L Kwong  
School of Arts and Social  
Sciences, The Open  
University of Hong Kong

Anonymous Contributors

## India

Jhelum Chowdhury

Vyapak Desai  
Nishith Desai Associates

E.N. Thambi Durai  
Durai Group Companies

Pankaj Jain

Rajas Kasbekar  
Little & Co., Advocates  
and Solicitors

Anuj Kaul  
Legasis Services Private Limited

Suresh Kumar  
Institute of Palliative Medicine

Rajiv K. Luthra  
Luthra & Luthra Law Offices

Vipender Mann  
KNM & Partners

Saurabh Misra  
Saurabh Misra & Associates

Shantanu Mohan Puri  
Shantanu Mohan & Associates

A. Nagarathna  
National Law School  
of India University

Anil Paleri  
Institute of Palliative Medicine

Amit Prakash

Priyesh Poovanna  
Hewlett-Packard

Hemal P. Shroff  
Tata Institute of Social Sciences

Prakash Singh

S.R. Subramanian  
Indian Institute of Technology

Rajinder Vishwanath  
Hewlett-Packard

Anonymous Contributors

## Indonesia

Hamud M. Balfas  
Ali Budiardjo Nugroho  
Reksodiputro

Rahayu Ningsih Hoed

Winita E. Kusnandar  
Kusnandar & Co.

M. Sartono  
Hanafiah Ponggawa & Partners

Hadi Pratomo  
University of Indonesia,  
Faculty of Public Health

Mardjono Reksodiputro  
University of Indonesia

Andrew I. Sriro  
Dyah Ersita & Partners

Anonymous Contributors

## Iran

Ardeshir Atai  
Atai & Associates Law Offices

Parvis Azadfallah  
Tarbiat Modares University

A.K. Zamani Moghadam

Yahya Rayegani  
Farjam Law Office

Anonymous Contributors

## Italy

G. Ajani  
University of Torino

Mariano Cingolani  
Università of Macerata

Astolfo Di Amato

Antonella Antonucci  
Università di Bari

Francesco Bico  
De Luca Law Firm

R. Caranta  
Turin University

Roberto Ceccon  
Ceccon & Associati

Vittorio Cerulli Irelli

Diana Urania Galetta  
Università degli Studi di Milano

Gianfranco Di Garbo  
Baker & McKenzie

Paolo Greco  
University of Salerno

Enrico M. Mancuso  
Baker & McKenzie

Luigi Mori  
Biolato Longo Ridola & Mori

Giovanni Nardulli  
Legance Studio Legale Associato

Fulvio Maria Palombino  
University of Naples,  
Faculty of Law

Emanuele Panattoni  
Labruna Mazziotti Segni

Giovanni Pasqua  
International Institute of Higher  
Studies in Criminal Sciences

Roberto Rosapepe  
University of Salerno

Piero Venturini

Alberto Zucconi  
Istituto dell'Approccio Centrato  
Sulla Persona (IACP)

Anonymous Contributors

## Jamaica

Natalie Corthesy  
Faculty of Law, University  
of the West Indies, Mona

Annette Crawford Sykes  
University Hospital of the  
West Indies, Mona

J. Peter Figueroa  
University of the West  
Indies, Mona

Rachael Irving  
University of the West  
Indies, Mona

Derrick McKoy  
University of the West  
Indies, Mona

Stacey Mitchell  
Frater, Ennis & Gordon

David C. Smith  
Institute for Sustainable  
Development, University  
of the West Indies

Anonymous Contributors

## Japan

Yasuhiro Fujii  
Baker & McKenzie

Yuji Fujita  
Fuji Law Office

Toshiaki Higashi  
Denso Kitakyushu Co.

Shigetoshi Hirano  
Oh-Ebashi LPC & Partners



Shigeji Ishiguro  
Oguri & Ishiguro Law Office

Nobuo Koinuma  
Tohoku University Graduate  
School of Medicine

Yumiko Mochizuki  
National Cancer Center  
Research Institute

Takashi Maruta  
Kwansei Gakuin Law School

Masanobu Nakamura  
International Education  
Information Centre

Yasutaka Ogawa

Anonymous Contributors

## Jordan

D. Abatah  
Jordan University

Tarik H. Arida  
Arida Law Firm

Eman Al-Dabbas  
International Business  
Legal Associates

Yousef S. Khalilieh  
Rajai K. W. Dajani &  
Associates Law Office

Nisreen Mahasneh  
Yarmouk University

Abedelelah Al-Nawaiseh  
Faculty of Law, Mu'tah University

Mahmoud Ali Quteishat

Dima Yousef

Azzam Zalloum  
Zalloum & Laswi Law Firm

Anonymous Contributors

## Kazakhstan

Valery Chechulin  
Michael Wilson & Partners, Ltd.

Zhenis Kembayev  
Kazakhstan Institute of  
Management, Economics  
and Strategic Research  
(KIMEP) University

Roman Nurpeissov  
Faculty of Law, Kazakhstan  
Institute of Management,  
Economics and Strategic  
Research (KIMEP)  
School of Law

Yerjanov Timur  
Al-Farabi Kazakh  
National University

Alida N. Tuyebekova  
Michael Wilson & Partners, Ltd.

Anonymous Contributors

## Kenya

James Geseke M.  
Mang'ere J. & Co. Advocates

Anthony Gross  
A.F. Gross & Company  
Advocates

Jackie Kamau  
Laibuta, Kamau & Co. Advocates

Simon Kariuki  
Kenya Medical Research Institute

Kamau Karori  
Iseme, Kamau &  
Maema Advocates

Kioko Kiilu  
Kenya Red Cross

Stanley Kamau Maina  
Ahad Kenya Trust

Eric Kibet Morusoi  
Advocate of the High  
Court of Kenya

Salima Mohammed  
Kenya Red Cross Society

Remigeo P. Mugambi  
Muthoga, Gaturu &  
Co., Advocates

Dennis Mung'atta  
Gichimu Mung'atta  
& Co. Advocates

Martin Munyu  
Iseme Kamau &  
Maema Advocates

Kiingati Ndirangu  
Kairu Mbuthia &  
Kiingati Advocates

Anthony Njogu  
Daly & Figgis

Angela Achieng Ochumba  
Iseme, Kamau &  
Maema Advocates

Stephen Okeyo

Leonard S. Opundo  
Opundo & Associates Advocates

Peter Ouma  
Kenya Institute of  
Medical Research

Yvonne Wangui Machira  
Tafiti Research Group Ltd.

Attiya Waris  
University of Nairobi

Anonymous Contributors

## Kyrgyzstan

Nodira Akbaralieva

Nurlan Alymbaev

Nurlan Bakirov

Ms. Elvira  
Grata Law Firm

Azamat Kerimbaev  
American Bar Association  
Rule of Law Initiative

Khakimov Ruslan  
Soros Foundation Kyrgyzstan

Nazik Satkeyeva  
Kalikova & Associates

Kanat Seidaliev  
Grata Law Firm

Saodat Shakirova  
Kalikova & Associates

Ulan Tilenbaev  
Kalikova & Associates

Anonymous Contributors

## Lebanon

Adib Bou Habib  
Lebanese Trade Unions  
Training Center – LTUTC

Sleiman Dagher  
Badri and Salim El  
Meouchi Law Firm

Antoine Ghafari  
Ghafari & Associates

Khatoun Haidar

Amjad Kanaan  
University of Balamand,  
Faculty of Medicine

Maya Khairallah  
Lebanese American University

Georges Labaki  
Notre Dame University

Souraya Machnouk  
Abou Jaoude &  
Associates Law Firm

Riad Madani  
Manar University of  
Tripoli (MUT)

Raymond Medlej  
Medlej Law Firm

Adel Mourad  
Manar University of  
Tripoli (MUT)

Mohamad Ramadan  
Elaref Law Office

Hafez Zakhour

Anonymous Contributors

## Liberia

F. Augustus Caesar Jr.  
Caesar Architects Inc.

John Hummel  
Oregon Consensus Institute  
at Portland State University

Mohamedu F. Jones

Meredith Safer

Anonymous Contributors

## Malaysia

Azmi Mohd Ali  
Azmi & Associates

Ashgar Ali Ali Mohamed  
International Islamic University

Naemah Amin  
International Islamic University

S.B. Cheah  
S.B. Cheah & Associates

Nik AK Mahmud

Zoharah Omar  
Universiti Putra Malaysia

Vijayan Venugopal  
Shearn Delamore & Co.

Anonymous Contributors

## Mexico

Isis Anaya

Teresa Carmona

Iker Arriola  
White & Case LLP

Alberto Balderas  
Jáuregui, Navarrete y Nader, S.C.

Iago Cantu Reus  
Cantu Reus Abogados

Teresa Cantu Reus  
Cantu Reus Abogados

Eugenio J. Cárdenas  
Stanford Law School

Hans Goebel  
Jauregui, Navarrete y Nader

Alfredo Kupfer  
Baker & McKenzie

Olivia Lopez Arellano

Sergio López Moreno  
Universidad Autonoma  
Metropolitana

Guillermina Natera  
 Guillermo Piecarchic  
 PMC Group  
 Julio Hernandez Pliego  
 Bufete Hernandez Pliego

Carlos Riquelme  
 Carrancá, Araujo,  
 Acosta y Riquelme

Cristina Sanchez-Urtiz  
 Miranda & Estavillo S.C.

Monica A. Schiaffino Perez  
 Basham, Ringe y Correa, S.C.

Jorge Luis Silva-Mendez  
 Instituto Tecnológico  
 Autónomo de México

Pietro Straulino  
 Sanchez DeVanny Esseverri

Juan Francisco Torres Landa  
 Barrera, Siqueiros y  
 Torres Landa, S.C.

Anonymous Contributors

## Morocco

Samir Bensaid

Richard D. Cantin  
 Juriststructures LLP

Kettani Mehdi  
 Kettani & Associates

Tarik Mossadek  
 University of Settat,  
 Faculty of Law

Anis Mouafik  
 Mouafik Law Firm

Marc Veuillot  
 CMS Bureau Francis  
 Lefebvre Maroc

Anonymous Contributors

## Netherlands

Marieke Andringa  
 Heussen Attorneys and  
 Civil-law Notaries

Duco de Boer  
 Stibbe

R.J. Boswijk  
 Houthoff Buruma

Hans J. Hoegen Dijkhof  
 Hoegen Dijkhof Attorneys  
 & Tax Counsellors

S.F.H. Jellinghaus  
 University of Tilburg

M.M. Koevoets

C. Kortmann  
 University of Nijmegen

Daan de Lange  
 Brinkhof

Jolanda A.C. Meeuwissen  
 Trimbos Institute

Carla Schoonderbeek  
 NautaDutilh

Martijn Snoep  
 De Brauw Blackstone Westbroek

Jacqueline van den Bosch  
 Houthoff Buruma

Arnold Versteeg  
 Brinkhof

J. Walburg  
 Trimbos Institute

Anonymous Contributors

## New Zealand

Denise Arnold  
 Lyon O'Neale Arnold

Sylvia Bell  
 Human Rights Commission

Marie Bismark  
 Buddle Findlay

Peter Boshier  
 Family Court of New Zealand

Simon Bridges  
 New Zealand Parliament

David Bromell  
 Institute of Policy Studies,  
 School of Government, Victoria  
 University of Wellington

Andrew Butler

Glenn Cooper  
 Wynn Williams and Co.

Alberto Costi  
 Faculty of Law, Victoria  
 University of Wellington

Miriam R. Cazm QC

Kate Diesfeld  
 University of Waikato

Christine Egan  
 A J Park

Austin Forbes QC  
 A. J. Forbes QC

Andrew Geddis  
 Faculty of Law,  
 University of Otago

Claudia Geiringer  
 Victoria University of Wellington  
 School of Law, New Zealand  
 Centre for Public Law

Paul Gooby

Geoff Hall  
 Faculty of Law,  
 University of Otago

Michael Heron  
 Russell McVeagh

Robert Hesketh  
 Office of Human  
 Rights Proceedings

Bill Hodge

Justin Hygate  
 New Zealand Companies Office

Helen Kelly  
 New Zealand Council  
 of Trade Unions

Blair Kiddle

Alan Knowsley  
 Rainey Collins

Andrew Little  
 Engineering, Printing &  
 Manufacturing Union

Fiona Glen McLean  
 Hewlett-Packard

Brenda Midson  
 University of Waikato

Stephen Mills QC  
 Shortland Chambers

Ron Paterson  
 Faculty of Law, University  
 of Auckland

Nicola Peart  
 University of Otago

Kate Redgewell  
 Bell Gully

Kevin Riordan  
 New Zealand Defence Force

Campbell Roberts  
 The Salvation Army

Paul Roth  
 Faculty of Law,  
 University of Otago

Mary-Rose Russell  
 Auckland University  
 of Technology

Feona Sayles  
 Massey University

Cheryl Simes  
 Kiwilaw Advocates Ltd

Peter Spiller  
 District Court

Paul Sumpter

D. Underwood

Alan Webb

D.V. Williams  
 University of Auckland  
 Law Faculty

Scott Wilson  
 Duncan Cotterill

Anonymous Contributors

## Nigeria

Joseph Abugu  
 Abugu & Co., Solicitors

Adedeji Adekunle  
 Nigerian Institute of  
 Advanced Legal Studies

Onjefu Adoga  
 Brooke Chambers

Olisa Agbakoba  
 Olisa Agbakoba & Associates

Chioma Kanu Agomo  
 University of Lagos

Ademola Ajuwon  
 University of Ibadan

Taiwi Esther Akintade  
 Yusuf Ali & Co.

Yusuf Ali  
 Yusuf Ali & Co.

Yomi Alliyu  
 Chief Yomi Alliyu & Co.

Seyi Akinwunmi  
 Akinwunmi & Busari,  
 Legal Practitioners

Bamidele Aturu  
 Bamidele Aturu & Co.

Titilola Ayotunde-  
 Rotifa  
 Valuespeak Solicitors

Abdulhamid Abdullahi Bagara  
 Community Health and  
 Research Initiative

Ade Dejiadekunle  
 Nigerian Institute of  
 Advanced Legal Study

Idowu Durosinmi-Etti  
 Adepetun Caxton-Martins  
 Agbor & Segun

Efena Eftie  
 National Hospital

Nnenna Ejekam  
 Nnenna Ejekam Associates

Mary Ekemezie  
 Udo Udoma & Belo-Osagie

Olumide Ekisola  
 Adejumo Ekisola and Ezeani

Godwin Etim  
 Aelx Legal Practitioners  
 & Arbitrators

Olubunmi Fayokun  
 Aluko & Oyebode

Peter K. Fogam  
University of Lagos

Vitalis Chukwumalu Ihedigbo  
Punuka Attorneys & Solicitors

Clara Mbachu  
Kenna Partners

Godwin Obla  
Obla & Co.

Oladipo Odujinrin  
Odujinrin & Adefulu

Gbenga Odusola  
Gbenga Odusola & Co.

Seyi Ogunro  
Banwo & Ighodalo

Patrick Okonjo  
Okonjo, Odiawa & Ebie

Funmilola Morinoye  
Olaolorun

Ayotunde Ologe  
SYNERGY Legal Practitioners  
and Property Consultants

Akin Osinbajo  
Abdulai, Taiwo & Co.

Bolaji Owasanoye  
Nigerian Institute of  
Advanced Legal Studies

Festus O. Ukwueze  
Faculty of Law,  
University of Nigeria

Ben Unaegbunam  
Adepetun, Caxton-Martins  
Agbor & Segun

Adamu M. Usman  
F.O. Akinrele & Co.

Anonymous Contributors

## Norway

Ivar Alvik  
University of Oslo

Elizabeth Baumann  
Stavanger Tingrett

Geir Steinberg  
Advokatfirmaet Haavind AS

Stella Tuft  
Microsoft

Tor Vale  
Law Firm Hartsang DA

Jane Wesenberg  
Kluge Advokatfirma DA

Anonymous Contributors

## Pakistan

Syed Muhammad  
Farhad Tirmazi Tarar  
& Associates

Umer Farooq  
Ayub Medical College

Parvez Hassan  
Hassan & Hassan Advocates

Muzaffar Islam  
Legis Inn Attorneys &  
Corporate Consultants

Asma Jahangir  
Supreme Court Bar  
Association of Pakistan

Shahida Jamil  
Jamil & Jamil, Barristers-at-Law

Mansoor Hassan Khan  
Khan & Associates

Faiza Muzaffar  
Legis Inn Attorneys &  
Corporate Consultants

Sania Nishtar  
Heartfile

Amna Piracha  
Khan & Piracha

Adnan Aslam Qureshi  
Qureshi Law Associates

Junaid Abdul Razzak

Taffazul H. Rizvi  
Rivzi & Rizvi

Salman Safdar  
Chamber of Barrister  
Salman Safdar

Fatima Sajjad

Anonymous Contributors

## Peru

Eduardo Benavides  
Berninzon, Benavides,  
Vargas & Fernandez

Jorge Dávila Carbajal  
Estudio Olaechea

Dino Carlos Caro Coria  
Caro & Associates

Juan Carlos Durand Grahammer  
Durand Abogados

Evan E. Morgan  
Evan Morgan &  
Asociados- Abogados

Rubén Núñez Hajar  
Estudio Núñez Abogados

Marco Alarcon Piana  
Estudio Echecopar

César Puntriano  
Muniz, Ramirez, Perez-Taiman  
& Olaya Attorneys at Law

Marcos Ricardo Revatta Salas  
UNICA FMH "DAC"

Gustavo Víctor de  
los Ríos Woolls  
Rey & de los Ríos

Emil Ruppert  
Rubio Leguía Normand

Alberto Varillas  
García Sayán Abogados

Jose Luis Velarde Lazarte  
Estudio Olaechea

Manuel Villa-Garcia  
Estudio Olaechea

Anonymous Contributors

## Philippines

Augusto Jose Y. Arreza  
Arreza & Associates

Ciriaco Calalang  
Calalang Law Office

Jose Cochingyan, III  
Cochingyan & Peralta  
Law Offices

Afdal Kunting

Miguel B. Licalarde Sr.

Rodolfo Noel Lozada Jr.

Jesusito Morillos  
Follosco Morillos & Herce

Alan C. Ortiz  
Follosco Morillos & Herce

Alfredo Z. Pio de Roda III  
Quasha Ancheta Pena & Nolasco

Rhea Quimson  
Hewlett-Packard

Teodoro Regala  
Angara Abello Concepcion  
Regala & Cruz Law Offices

Jonathan Sale

Roy Enrico C. Santos  
Puyat Jacinto & Santos

John Silva  
National Museum

Reginald Tongol

Cesar L. Villanueva  
Ateneo de Manila Law School

Anonymous Contributors

## Poland

Andrzej Brodziak  
Medical University of Silesia

C. David DeBenedetti  
DeBenedetti Majewski  
Szcześniak Kancelaria  
Prawnicza Sp.K.

Agnieszka Dziegielewska-Jończyk  
Hewlett-Packard

Joanna Kobza  
Public Health Department,  
Silesian Medical University

Marek Kulus  
Medical Academy in Warszawa

Agnieszka Lisiecka  
Wardynski & Partners

Piotr Majer  
Łaszczuk and Partners

Konrad Marchiniuk  
Miller Canfield

Krzysztof Rastawicki  
Rastawicki Sawicki sp.k.

Anonymous Contributors

## Romania

Lucian Bondoc  
White & Case LLP

Aura Câmpeanu  
Petosevic

Cristian Bogaru  
Hammond, Bogaru & Associates

Radu Chirita  
Babes-Bolyai University  
of Cluj-Napoca

Miloiu Ciprian  
Miloiu Ciprian Private Practice

Cosmin Flavius Costas  
Babes-Bolyai University  
of Cluj-Napoca

Ioana Gelepu  
Tuca Zbarcea & Asociatii

Anca Ioachimescu  
Rubin Meter Doru &  
Trandafir SCA

Diana Maria Ionescu  
Babes-Bolyai University  
of Cluj-Napoca

Balan Marius  
Alexandru Ioan Cuza University

Vlad Neacsu  
Popovici Nitu & Partners

Gavrila Simona Petrina  
University of Galati

Cristian Radu  
Tuca Zbarcea & Asociatii

Danut Singurel  
Hewlett-Packard

Claudiu Tampau  
White & Case LLP

Bogdan Trandafirescu  
University Ovidius  
Constanta, Faculty of Law

Voicu & Filipescu

Anonymous Contributors

## Russia

Svetlana Anokhina  
Andreas Neocleous and Co.

Anton Bankovsky  
Hogan Lovells

Roman Golovatsky  
DLA Piper

Igor Gorokhov  
Capital Legal Services

Irina Krasnova  
Russian Academy of Justice

Eduard Margulyan  
Margulyan & Rakhmilovich

Natalya Morozova

Evgeny Reyzman  
Baker & McKenzie

Aleksander Konstantinovich  
Romanov  
Moscow School of Social  
and Economic Sciences

Rainer Wedde  
Beiten Burkhardt

Andrey Zelenin  
Lidings Law Firm

Anonymous Contributors

## Senegal

Aboubacar Fall  
Fall & Associates Law Offices

Mouhamed Kebe  
Geni & Kebe SCP d'Avocats

Ndeye Khoudia Tounkara  
Etude Me Mayacine  
Tounkara et Associés

El Hadj Omar Youm  
Mame Adama Gueye & Associes

Anonymous Contributors

## Singapore

Peh Yean Cheah

Boon Teck Chia  
Chia Wong LLP

Koon-Hou Mak  
Mak Heart Clinic

Foo Cheow Ming  
KhattarWong

S. Suresh  
Harry Elias Partnership LLP

Josephus Tan  
Patrick Tan LLC

Anonymous Contributors

## South Africa

Jonathan Berger  
Section 27

G. Budlender  
Cape Bar

N.A. Cameron  
Stellenbosch University

Etta Chang  
Eversheds

Arthur Chaskalson

Hugh Corder

Rosalind Davey  
Bowman Gilfillan

Chantelle Feldhaus  
North-West University

Susan Goldstein

Thembeke Gwagwa  
Democratic Nursing  
Organization of South Africa

N. de Havilland  
The Centre for  
Constitutional Rights

A. Leonard  
University of South Africa

Vuyokazi Matshaya  
African Medical &  
Research Foundation

Gabriel Meyer  
Africa Legal

Budeli Mpafari  
University of South Africa

Gloria Mtshali Ntombifikile  
University of KwaZulu-Natal

Daphney Nozizwe  
Conco  
Democratic Nursing  
Organization of South Africa

Dejo Oluwu  
North-West University, Mafikeng

Jimmie Earl Perry  
Stellenbosch University

Rajen Ranchhoojee  
Dewey & LeBoeuf

Altair Richards  
Edward Nathan Sonnenbergs

P.J.W. Schutte  
North-West University

Susan Scott  
University of South Africa

Milton Seligson  
Western Cape Bar

P.N. Stoop  
Department of Mercantile Law,  
University of South Africa

Marinda Surrige  
Hewlett-Packard

G. Thembeke  
Democratic Nursing  
Organization of South Africa

Pieter du Toit  
North-West University

Anonymous Contributors

## South Korea

An Gang Hyeon  
Yonsei University

Bae Hyuna  
Ewha Womans University

Hewlett-Packard

Jeongoh Kim  
Yonsei University

Yoo Hwan Kim  
Ewha Womans University

Haksoo Ko  
Seoul National University  
School of Law

Hwang Lee  
Korea University School of Law

Hye Jeong Lee

Ki-su Lee

Dae Jin Sah  
Hewlett-Packard

Anonymous Contributors

## Spain

Juan Francisco Aguiar Rodriguez

Roman Gil Alburquerque  
Sagardoy Abogados

Antonio Álvarez del Cuviello  
Universidad de Cadiz

Carlos Alvarez-Dardet  
Universidad de Alicante

Mar Carrasco Andrino  
Universidad de Alicante

Xavier Castells Oliveres  
Institut Municipal  
D'Investigacia Medica

Francisco Javier Dávila González  
Universidad de Cantabria

Hector Diaz  
Diaz-Bastien & Truan Abogados

Antonio Doval-Pais  
Universidad de Alicante

Jose Fernández-Rañada  
Garrigues LLP

Antonio Fernández  
Garrigues LLP

Martin Godino

Jacobo Dopico Gómez-Aller  
Universidad Carlos III de Madrid

Gustavo de las Heras  
Universidad de Castilla-  
La Mancha

Hector Jausas  
JAUSAS

Juan A. Lascurain Sanchez  
Universidad Autonoma  
de Madrid

Ramon Mullerat

Juan Oliva  
Asociación de Economía  
de la Salud

José María Ordóñez Iriarte  
Sociedad Española de Sanidad  
Ambiental (SESA) Espana

Josep Lluís de Peray  
Departament de Salut

Antonio Pedrajas Quiles  
Abdon Pedrajas & Molero

Luis Gaité Pindado  
Hospital Universitario  
Marqués de Valdecilla

Santiago Fernández Redondo  
Hospital La Princesa

Gregorio Tudela  
Universidad Autonoma  
de Madrid

Ester Villalonga Olives  
Institut Municipal  
D'Investigacia Medica

Anonymous Contributors

## Sweden

Jack Agren  
Stockholm University

Gabriel Albemark  
Hamilton Law Firm

Carl-Olof Bouveng  
Advokatfirman Lindahl

Laura Carlson  
Stockholm University

Daniel Drott

Boel Flodgren  
Lund University

Fredrik Gustafsson  
Advokatfirma Dla Nordic Kb

Mats Hellström  
Hellström Law Firm

Catherine Lions

Olov Marsater  
Faculty of Law, Uppsala  
University

Christoffer Monell  
Mannheimer Swartling  
Advokatbyrå

Karol Nowak  
Raoul Wallenberg Institute  
of Human Rights and  
Humanitarian Law

Carl Odelberg  
Hamilton Law Firm

Karl-Arne Olsson  
Gärde Wesslau Advokatbyrå

Claes Sandgren  
Stockholm University

Lars Sandman  
University of Boras

Johan Sangborn  
Swedish Bar Association

Sanna Wolk  
Stockholm University

Anonymous Contributors

## Thailand

Palawi Bunnag  
International Legal Counsellors

Paul Connelly  
International Legal Counsellors

Alastair Henderson  
Herbert Smith LLP

Ugrid Milintangkul

Alan Polivnick  
Watson Farley & Williams

Chanvit Tharathep  
Ministry of Public Health

Nettaya Warncke

Chulapong Yukate  
Baker & McKenzie LLP

Anonymous Contributors

## Turkey

Pinar Ay

Ufuk Aydin  
Anadolu University

Ilhan Bozcali  
Bozcali Law Offices

Gokce Celen  
Celen Law Office

Murat Volkan Dülger  
Dülger Law Firm

Bertil Emrah Oder  
School of Law, Koc University

Gökben Erdem Dirican  
Pekin & Pekin

Burcay Erus  
Bogazici University

Ece Goztepe  
Bilkent University

Naci Gündoğan  
Anadolu University

Osman Hayran  
Yeditepe University

Altan Liman  
Aydas Liman Kurman  
Attorneys at Law

Orhan Yavuz Mavioglu  
Alkan Deniz Mavioglu Law Firm

S. Pekin  
Pekin & Bayar Law Firm

Ece Gaztepe Selebi  
Bilkent University

Zerrin Sungur  
Anadolu University

Filiz Tepecik  
Anadolu University

Cagatay Yilmaz  
Yilmaz Law Office

Serap Zuvin  
Serap Zuvin Law Offices

Anonymous Contributors

## Uganda

P. Alunga  
Barugahare & Co. Advocates

A. Bahemuka  
Kahuma, Khalayi &  
Aheeru Advocates

Patrick G. Barugahare  
Barugahare & Co. Advocates

Daniel Kalinaki  
Monitor Publications Ltd.

Brian Kalule  
Nsubuga & Co. Advocates

Phillip Karugaba  
MMAKS Advocates

George Kasekende  
Kasekende, Kyeyune &  
Lutaaya Advocates

Lillian Keene-Mugerwa  
Platform for Labour Action

Alexander Kibandama  
Synergy Solicitors and Advocates

Anita Muhanguzi  
Centre for Batwa Minorities

Hasfa Namulindwa  
Katende, Ssempebwa  
and Co. Advocates

Emilio Ovuga  
Gulu University

E. Rukidi  
Kasirye Byaruhanga Advocates  
& Legal Consultants

John Bosco Rwakimari  
Uganda IRS Project

Roscoe Sozi  
Kimuli & Sozi Advocates

Fredrick Ssempebwa  
Katende, Ssempebwa  
and Co. Advocates

Kiwanuka M. Ssenoga  
National Forestry Authority

Mpiima Jamir Ssenoga  
Kiwanuka, Lubega, Mpiima  
& Co. Advocates

Uganda Christian University

Noah S. Wasige  
MMAKS Advocates

Anonymous Contributors

## Ukraine

Misiats Andrij  
Misiats & Partners

Alexander Bodnaruk  
Yuriy Fedkovych Chernivtsi  
National University

Zoryana Chernenko  
Kiyv-Mohyla Academy

Borys Danevych  
Paritet Law Firm

Lyubomyr Drozdovskyy  
D & U Partners

Nazar Fedorchuk

Vitali Gatseliuk

Vitaliy Gordeev  
Morgulyan K.G. Law Bureau

Nick Karchevsky  
Lugans State University  
of Internal Affairs

Andriy Kirmach  
Chadbourne & Parke LLP

Taras Kyslyy

Olexander Martinenko  
CMS Cameron McKenna LLC

Yaroslav Ognevyyuk  
Doubinsky & Osharova

Yaroslav Petrov  
Asters

Alina Plyushch  
Integrites

Olga Prokopovych  
Chadbourne & Parke LLP

Alexander Subbotin

Oksana I. Voynarovska  
Vasil Kisil & Partners Law Firm

Skaletska Zoriana  
National University of  
Kyiv-Mohyla Academy

Andriy Zubach  
Andriy Zubach Partners

Anonymous Contributors

## United Arab Emirates

Ibrahim Elsadig  
SNR Denton

Fahmy El-Hallag

M. Mushash  
United Arab Emirates University

Kavitha S. Panicker  
Panicker & Partners

Abdul Karim Pharaon

Marcus Wallman  
Al Tamimi & Company

Mohammed Zaheeruddin

Anonymous Contributors

## United Kingdom

Richard Ashcroft  
Queen Mary, University  
of London

Mark Bell  
University of Leicester

Penny Brearey-Horne  
University of Essex

Mark Butler  
Lancaster University

David Cabrelli  
School of Law, University  
of Edinburgh

Francesco P. Cappuccio  
Warwick Medical School

Janice Denoncourt  
Nottingham Law School

Sarah Elliston  
University of Glasgow

Georgina Firth  
Lancaster University

Sara Fovargue  
Lancaster University

Gabriel Gari  
Centre for Commercial  
Law Studies, Queen Mary,  
University of London

Bill Hebenton  
Manchester University

Simon Honeyball  
University of Exeter

Rachel Jenkins  
King's College London,  
Institute of Psychiatry

Pamela Keys  
Anderson Strathern LLP

Judy Laing  
Bristol University

Stavroula Leka  
University of Nottingham

Mark Lubbock  
Ashurst

J.S. Nguyen-Van-Tam  
University of Nottingham

Tonia Novitz

Hannah Quirk  
Manchester University

Kiron Reid  
University of Liverpool

Katja Samuel  
Nottingham University

Cassam Tengnah  
Swansea University

Tony Ward  
University of Hull

Anonymous Contributors

## United States

Laura Abel  
Brennan Center for Justice  
at NYU School of Law

Jeffrey Aresty  
Internet Bar Organization

Collen Beebe Purisaca  
Peace and Hope International

Sharon Camp  
Guttmacher Institute

Charles Clark  
Indiana University  
School of Medicine

James Cleary  
University of Wisconsin Madison

Sherman L. Cohn  
Georgetown University  
Law Center

Robert Collins  
University of Pennsylvania

Elizabeth Defeis

Patrick Del Duca  
Zuber & Taillieu LLP

Steven Eckhaus  
Katten Muchin Rosenman LLP

Peter Edelman  
Georgetown University  
Law Center

Howard N. Fenton  
Democratic Governance and  
Rule of Law LLM Program,  
Ohio Northern University

Kepler B. Funk  
Funk, Szachacz & Diamond LLC

Debra Gardner  
Public Justice Center

Stanton Glantz  
University of California  
San Francisco

Kenneth W. Goodman  
University of Miami

Thomas Gottschalk

Gutierrez & Associates

Jonathan Hiatt  
AFL-CIO

Debra Houry  
Emory University

Alan Houseman  
Center for Law and Social Policy

H. Scott Hurd  
Iowa State University

John Jacobi  
Seton Hall Law School

H. David Kelly, Jr.  
Beins, Axelrod, P.C.

Eleanor D. Kinney  
Indiana University School  
of Law - Indianapolis

Nancy G. Lischer  
Hinshaw & Culbertson LLP

Thomas Y. Mandler  
Hinshaw & Culbertson LLP

Michael W. McConnell  
Stanford Law School

James Paturas  
Yale New Haven Health - Center  
for Emergency Preparedness  
and Disaster Response

James H. Pietsch  
University of Hawaii

Renee Pobjecky  
Pobjecky & Pobjecky LLP

John Pollock  
Public Justice Center

Vernellia Randall  
The University of Dayton  
School of Law

John Stone  
State University of New  
York at Buffalo

David Yamada  
Suffolk University Law School

Laura A. Young

Anonymous Contributors

## Venezuela

Jose J. Chique

Rafael de Lemos  
Raffalli, de Lemos,  
Halvorssen, Ortega y Ortiz

Andrés José Linares Benzo  
Hoet, Pelaez, Castillo & Duque

Jaime Martinez E.  
Rodner, Martinez & Asociados

Sonsiree Meza Leal  
DPZ Abogados

Gregory Odreman  
Odreman & Asociados

John R. Pate  
De Sola Pate & Brown

Anonymous Contributors

## Vietnam

Tran Thi Bich Ngoc  
Indochine Counsel

Kevin Hawkins  
Mayer Brown JSM

Nguyen Huu Phuoc  
Phuoc & Partners Law Firm

Milton Lawson  
Freshfields Bruckhaus  
Deringer LLP

Huong Nguyen  
Luat Viet

Linh Nguyen  
Vilaf Hong-Duc

Pham Van Phat  
Anphat Pham Law Firm

Nguyen Nhan Quang  
Centre for Promotion  
of Integrated Water  
Resources Management

Anonymous Contributors









# Part IV: Acknowledgements



# Acknowledgements

The World Justice Project's Founder, President and CEO, William H. Neukom.

The WJP's Directors and Officers: Sheikha Abdulla Al-Misnad, Emil Constantinescu, Ashraf Ghani, William C. Hubbard, William H. Neukom, Mondli Makhanya, Ellen Gracie Northfleet, James R. Silkenat, Deborah Enix-Ross, Suzanne E. Gilbert, Lawrence B. Bailey, Roderick B. Mathews, and Gerold W. Libby.

WJP Executive Director, Hongxia Liu, and staff: April Baskin, Ted Carroll, Nabiha Chowdhury, Ana Cruz, Dorothy Garcia, Sophie Gebreselassie, Leila Hanafi, Pat Keyes, Xavier Muller, Sean O'Brien, Steve Ross, Joshua Steele, Nancy Ward, Robin Weiss, and Russom Woldezghi.

Academic advisors: Harris Pastides, University of South Carolina; Andrei Shleifer, Harvard University; Angela Pinzon, Universidad del Rosario; Robert Nelson, American Bar Foundation and Northwestern University; Claudia J. Dumas; Margaret Levi, University of Washington; Jack Knight, Duke University; Beatriz Magaloni, Stanford University; Tom Ginsburg, University of Chicago; Christopher Stone, Harvard University; Gordon Smith, University of South Carolina; Sam Muller, HiiL; Andrea Saltelli, EU-JRC; Michaela Saisana, EU-JRC; Jorge Zapp Glauer; Julio Faundez, Warwick University; Randal Peerenboom, La Trobe University and Oxford University; William T. Loris, Loyola University; Ronald Janse, HiiL and Utrecht University; Jose Caballero, University of the West of England; Lutforahman Saeed, Kabul University; Jorge Luis Silva, ITAM; Audrey Sacks, The World Bank; Maurits Barendrecht, Tilburg University; Martin Gramatikov, Tilburg University; Ghada Moussa, Cairo University; Wassim Harb, Arab Center for the Development of Rule of Law and Integrity (ACRLI); Eduardo Barajas, Universidad del Rosario; Angela Ruiz, Universidad del Rosario; Sherman Cohn, Georgetown University; Jon Gould, American University; Shannon Portillo, George Mason University; Susan Hirsch, George Mason University; Eduardo Cifuentes, Universidad de los Andes; Diego Lopez, Universidad de los Andes; Marcela Castro, Universidad de los Andes; Rene Uruena, Universidad de los Andes; Jorge Gonzalez, Universidad Javeriana; Clare Lockhart, The Institute for State Effectiveness.

William H. Gates, Sr.; Arthur Chaskalson; Hans Corell; Kunio Hamada; Richard Randerson; Hassan Bubacar Jallow; Paul Brest; Larry D. Kramer; Brad Smith; Michael Holston; Anne Kelley; Brackett B. Denniston, III; Bruce Sewell; Russell C. Deyo; Michael S. Greco; Rolf Alter; Iris Litt; Adam Gerstenmier; Laurence Tribe; Christina Biebesheimer; Murtaza Jaffer; Elisa Massimino; Stephen Zack; Laurel Bellows; R. William Ide, III; Liliana Moreno; Karan K. Bhatia; Frank Mantero; Cynthia Powell; Zsuzsanna Lonti; Sarah Alexander; Barbara Cooperman; Nigel H. Roberts; Claudia Rast; Sheila Hollis; Roger Martella; Irma Russell; Howard Kenison; Linn Hammergreen; Roy L. Prosterman; Thomas M. Susman; Rob Boone; Michael Maya; Alvaro Herrero; Sandra Elena; Lina Alameddine; David Bruscano; Anna Gardner; Javier Ramirez; Carolina Cabrera; Sujith George; Marie-Therese Julita; John Pollock; Abderrahim Foukara; Ludmila Mendonça Lopes Ribeiro; Javier Castro De León; Hamud M. Balfas; Gustavo Alanis Ortega; Junaid Khalid; Adrian F. Revilla; Jose Cochingyan, III; Humberto Prado Sifontes; Lianne Labossiere; Minoru Furuyama; Rose Murray; Susanna Brown; Peggy Ochanderena; Jack Krumholtz; Ellen Mignoni; Se Hwan Kim; Katrina Moore; Kate Coffey; Justin Nyekan; and Ivan Batishchev.

The American Bar Association; The Hague Institute for the Internationalisation of Law; The Center for Advanced Study in the Behavioral Sciences, Stanford University; Rule of Law Collaborative, University of South Carolina;

The Whitney and Betty MacMillan Center for International and Area Studies, Yale University; The Center on Democracy, Development, and the Rule of Law, Stanford University; The Legal Department of Hewlett-Packard Limited; The Legal Department of Microsoft Corporation; American Bar Association Section of Environment, Energy, and Resources; American Bar Association Section of Health Law; American Bar Association Section of Intellectual Property Law; American Bar Association Section of International Law; Vera Institute of Justice; Altus Global Alliance; APCO Worldwide; and Fleishman-Hillard.

*WJP Rule of Law Index 2011* main financial supporters: The Neukom Family Foundation, Bill & Melinda Gates Foundation, and LexisNexis.

WJP Honorary Chairs, Financial Supporters, and Sponsoring Organizations listed in the last section of this report.

The polling companies and research organizations listed on page 119 of this report, and the contributing experts listed in the previous section.





# About The World Justice Project

The World Justice Project is a global, multidisciplinary initiative to strengthen the rule of law for the development of communities of opportunity and equity. In addition to the creation of a comprehensive Rule of Law Index, the WJP's work is being carried out through the convening of global and regional meetings of world leaders, the provision of seed grants for rule of law projects, and the origination of new scholarship on rule of law issues. The Project's efforts are dedicated to increasing public awareness about the concept and practice of the rule of law, developing practical programs in support of the rule of law at the community level, and stimulating government reforms that enhance the rule of law.

Founded in 2006 as a presidential initiative of the American Bar Association (ABA) and the support of the leading global organizations and individuals listed below, the World Justice Project (WJP) became an independent, non-profit organization in 2009.

## Goals and Program Areas

Advancing the rule of law around the world is the central goal of the World Justice Project. Establishing the rule of law is fundamental to achieving communities of opportunity and equity—communities that offer sustainable economic development, accountable government, and respect for fundamental rights. Without the rule of law, medicines do not reach health facilities due to corruption; women in rural areas remain unaware of their rights; people are killed in criminal violence; corrupt governments divert public resources needed for public works; and businesses' costs increase because of expropriation risk. The rule of law is the foundation to improving public health, safeguarding fundamental human rights, ensuring security, and fighting poverty.

The WJP's definition of the rule of law is organized under four universal principles and is derived from established international standards and norms:

- » The government and its officials and agents are accountable under the law;
- » The laws are clear, publicized, stable and fair, and protect fundamental rights, including security of persons and property;
- » The process by which the laws are enacted, administered, and enforced is accessible, fair, and efficient; and
- » Access to justice is provided by competent, independent, and ethical adjudicators, attorneys or representatives and judicial officers who are of sufficient number, have adequate resources, and reflect the makeup of the communities they serve.

This definition has been tested and refined through extensive consultations with experts from around the world.

The WJP works to create new mechanisms for advancing the rule of law through its three complementary and mutually reinforcing program areas: Mainstreaming; the Rule of Law Index; and Scholarship.

- » Mainstreaming programs assemble world leaders through the WJP's global and regional meetings in five continents, as well as outreach meetings in the U.S.
- » The WJP Rule of Law Index™ is a new assessment tool designed to provide a detailed and comprehensive picture of the extent to which countries adhere to the rule of law in practice.
- » The Scholarship program supports rigorous research examining the contributions of the rule of law to various aspects of political, economic, social, and cultural development and shedding new light on advancing the rule of law.

## Honorary Chairs

The World Justice Project has the support of outstanding leaders representing a range of disciplines around the world. The Honorary Chairs of the World Justice Project are:

Madeleine Albright, Giuliano Amato, Robert Badinter, James A. Baker III, Stephen G. Breyer, Sharan Burrow, David Byrne, Jimmy Carter, Maria

L. Cattai, Arthur Chaskalson, Hans Corell, Hilario G. Davide, Jr., Hernando de Soto, William H. Gates, Sr., Ruth Bader Ginsburg, Richard J. Goldstone, Kunio Hamada, Lee H. Hamilton, Mohamed Ibrahim, Tassaduq Hussain Jillani, Anthony M. Kennedy, George J. Mitchell, John Edwin Mroz, Indra Nooyi, Sandra Day O'Connor, Ana Palacio, Colin L. Powell, Roy L. Prosterman, Richard W. Riley, Mary Robinson, Petar Stoyanov, Peter Sutherland, John J. Sweeney, Desmond Tutu, Antonio Vitorino, Paul A. Volcker, Harry Woolf, Andrew Young, Zhelyu Zhelev.

## Board of Directors

Sheikha Abdulla Al-Misnad, Emil Constantinescu, Ashraf Ghani, William C. Hubbard, William H. Neukom, Mondli Makhanya, Ellen Gracie Northfleet, James R. Silkenat.

## Officers and Staff

William C. Hubbard, Chairman of the Board; William H. Neukom, Founder, President and Chief Executive Officer; Deborah Enix-Ross, Vice President; Suzanne E. Gilbert, Vice President; James R. Silkenat, Vice President; Lawrence B. Bailey, Secretary; Roderick B. Mathews, Treasurer; Gerold W. Libby, General Counsel.

Staff: Hongxia Liu, Executive Director; April Baskin, Juan Carlos Botero, Juan Manuel Botero, Oussama Bouchebti, Ted Carroll, Nabiha Chowdhury, Ana Cruz, Dorothy Garcia, Sophie Gebreselassie, Leila Hanafi, Chelsea Jaetzold, Joel Martinez, Xavier Muller, Sean O'Brien, Alejandro Ponce, Christine Pratt, Kelly Roberts, Steve Ross, Joshua Steele, Nancy Ward, Raymond Webster, Robin Weiss, Russom Woldezghi.

## Financial Supporters

Foundations: Bill & Melinda Gates Foundation, National Endowment for Democracy, Neukom Family Foundation, William and Flora Hewlett



Foundation, Oak Foundation, GE Foundation, Ford Foundation, Carnegie Corporation of New York, Ewing Marion Kauffman Foundation, Allen & Overy Foundation, Gordon and Betty Moore Foundation, Chase Family Philanthropic Fund.

Corporations: Microsoft Corporation; LexisNexis; General Electric Company; Intel Corporation; The Boeing Company; Merck & Co., Inc.; Wal-Mart Stores, Inc.; Hewlett-Packard; McKinsey & Company, Inc.; Johnson & Johnson; Texas Instruments, Inc.; E. I. du Pont de Nemours and Company; Viacom International Inc. Law Firms: K&L Gates; Nelson Mullins Riley & Scarborough LLP; Boies, Schiller & Flexner, LLP; Winston & Strawn LLP; Fulbright & Jaworski LLP; Sullivan & Cromwell LLP; White & Case LLP; Allen & Overy LLP; Hunton & Williams; Welsh, Carson, Anderson & Stowe; Mason, Hayes+Curran; Haynes and Boone, LLP; Garrigues LLP; Troutman Sanders LLP; Drinker Biddle & Reath LLP; Turner Freeman Lawyers; Cochingyan & Peralta Law Offices; SyCip Salazar Hernandez & Gatmaitan. Professional Firms: Major, Lindsey & Africa. Governments: Irish Aid. Professional and Trade Associations: American Bar Association Section of Environment, Energy, and Resources; American Bar Association Section of Health Law; American Bar Association Section of Intellectual Property Law; American Bar Association Section of International Law; U.S. Chamber of Commerce & Related Entities. Individual Donors: H. William Allen, Keith A. Ashmus, Lawrence B. Bailey, Mark S. Ellis, Deborah Enix-Ross, Suzanne E. Gilbert, Norman E. Harned, Thomas Z. Hayward, Jr., Claire Suzanne Holland, William C. Hubbard, R. William Ide, III, Roderick B. Mathews, M. Margaret McKeown, William H. Neukom, Scott F. Partridge, J. Anthony Patterson Jr., Llewelyn G. Pritchard, Erik A. Schilbred, James R. Silkenat, Leslie Miller, Hongxia Liu.

The current sponsors of the World Justice Project and/or of the World Justice Forum are: World Federation of Public Health Associations, U.S. Chamber of Commerce, Union Internationale des Avocats, Transparency International USA, People to People International, Norwegian Bar Association, Karamah: Muslim Women Lawyers for Human Rights, International Trade Union Confederation, International Organization of Employers, International Institute for Applied Systems Analysis, Inter-Pacific Bar Association, Inter-American Bar Association, International Chamber of Commerce, International Bar Association, Human Rights Watch, Human Rights First, Hague Institute for the Internationalisation of Law, Club of Madrid, Canadian Bar Association, NAFSA: Association of International Educators, American Society of Civil Engineers, American Public Health Association, American Bar Association, The World Council of Religious Leaders, Avocats Sans Frontieres, Arab Center for the Development of the Rule of Law and Integrity, World Federation of Engineering Organisations.

For further details, visit [www.worldjusticeproject.org](http://www.worldjusticeproject.org).

## Sponsoring Organizations

The World Justice Project is sponsored by organizations that provide global leadership in a variety of disciplines. The list of sponsoring organizations continues to expand, increasing in its ability to represent disciplines and world regions.



*“Laws of justice which Hammurabi, the wise king, established... That the strong might not injure the weak, in order to protect the widows and orphans..., in order to declare justice in the land, to settle all disputes, and heal all injuries.”*

Codex Hammurabi

*“I could adjudicate lawsuits as well as anyone. But I would prefer to make lawsuits unnecessary.”*

Analects of Confucius

*“The Law of Nations, however, is common to the entire human race, for all nations have established for themselves certain regulations exacted by custom and human necessity.”*

Corpus Juris Civilis

*“Treat the people equally in your court and give them equal attention, so that the noble shall not aspire to your partiality, nor the humble despair of your justice”*

Judicial guidelines from 'Umar bin al-Khattab, the second Khalifa of Islam

*“No freeman is to be taken or imprisoned or disseised of his free tenement or of his liberties or free customs, or outlawed or exiled or in any way ruined, nor will we go against such a man or send against him save by lawful judgement of his peers or by the law of the land. To no-one will we sell or deny or delay right or justice.”*

Magna Carta

*“Good civil laws are the greatest good that men can give and receive. They are the source of morals, the palladium of property, and the guarantee of all public and private peace. If they are not the foundation of government, they are its supports; they moderate power and help ensure respect for it, as though power were justice itself. They affect every individual; they mingle with the primary activities of his life; they follow him everywhere. They are often the sole moral code of a people, and they are always part of its freedom. Finally, good civil laws are the consolation of every citizen for the sacrifices that political law demands of him for the city, protecting, when necessary, his person and his property as though he alone were the whole city.”*

Jean-Étienne-Marie Portalis. Discours préliminaire du premier projet de Code civil

*“All human beings are born free and equal in dignity and rights... Everyone is entitled to all the rights and freedoms set forth in this Declaration, without distinction of any kind, such as race, colour, sex, language, religion, political or other opinion, national or social origin, property, birth or other status.”*

Universal Declaration of Human Rights



*“The rule of law is the foundation for communities of opportunity and equity—it is the predicate for the eradication of poverty, violence, corruption, pandemics, and other threats to civil society.”*

William H. Neukom, Founder, President and CEO of the World Justice Project

*“The Rule of Law Index provides an unparalleled mechanism to help understand how law functions in countries around the world and assess where there are areas for improvement or praise. It is ripe with original, independent, and interesting data – some surprising and some that finally confirms what societies have known intuitively for a long time. In all cases, I am optimistic that the Index will advance necessary debates to improve the policies, procedures, and practices that shape rule of law around the world.”*

Bill Gates Sr., Co-Chair, Bill & Melinda Gates Foundation

*“The WJP Rule of Law Index is a powerful instrument in our efforts towards judicial reform around the world. In the Index, we now have a tool to exchange our intuitive knowledge of what’s wrong and what’s right for the measurable data, which will help judicial reformers to monitor progress and advocate for change”*

Ellen Gracie Northfleet, former Chief Justice of Brazil

*“When we talk about the rule of law, we mean more than adherence to the laws of the country whatever they may be. There has to be a substantial content to the law itself. If the rule of law is to have any meaning at all, as a constitutional principle, it must have a substantial element of protection of fundamental rights. And that is one of the great values, I believe, of the WJP Rule of Law Index. Where there’s a culture of respect for the rule of law, it is a bulwark against injustice.”*

Arthur Chaskalson, former Chief Justice of South Africa

*“As an educator, I’m convinced that access and equity in higher education isn’t possible in regions where a cogent Rule of Law is absent; as an epidemiologist, I have been most sensitive to the Index’s development as a statistical tool which will have a wide ranging impact.”*

Harris Pastides, President of the University of South Carolina

The  
**World  
Justice Project**

740 Fifteenth Street, N.W.  
Suite 200,  
Washington, D.C. 20005  
U.S.A.  
[www.worldjusticeproject.org](http://www.worldjusticeproject.org)