

TextMap® 6 with SQL

Easily find the testimony you need to make your case.

You asked ... now you have it! TextMap® 6 with SQL gives you more value and greater ease of use with unlimited full-text transcript searching, transcript grouping, optional SQL capabilities, clear visuals for overlapping annotation and much more.

Enhanced TextMap 6 with SQL

Uncover key testimony faster, settle cases more favorably and save money doing it when you use TextMap 6 with SQL.

Unlimited full-text transcript searching: Now you can easily pinpoint testimony and hard-to-find evidence in seconds.

Automatically save the past 30 days of text search history.

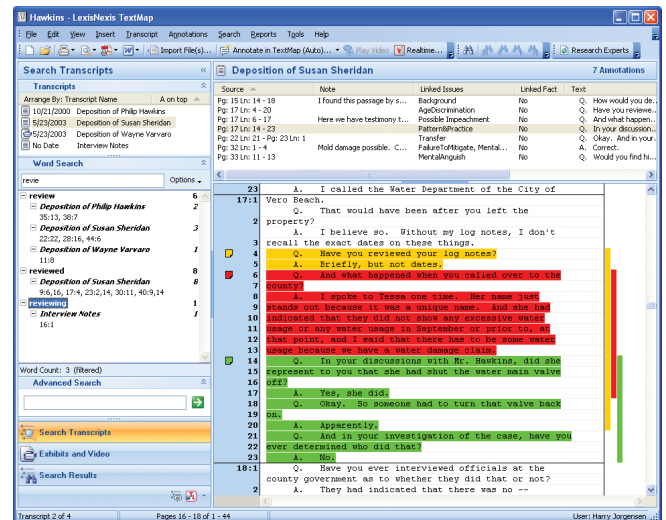
Capabilities include:

- Proximity searching
- Wildcard searching
- Boolean searching
- Synonym “like” searching, including user-defined synonyms
- Antonym “unlike” searching
- Numeric searching (>,<,<=)
- Word Search—quickly search for any word and view the relevant question and answers just by placing the cursor over the page and line number.

Transcript grouping: Speed your work and focus on only the transcripts relevant to your case. Transcript grouping makes it easier to find particular testimony or issues and generate more targeted reports.

Full Microsoft® SQL database support: TextMap 6 gives you the option of using SQL functionality. You gain more power, speed and connectivity. Individuals across a wide area network (WAN) can easily work on a document simultaneously.

Clear overlapping annotation: Easily track and analyze testimony that relates to multiple issues. Color-coded vertical bars next to your transcript screen indicate where each overlapping annotation begins and ends.



Clear overlapping annotation displays in print and on screen.

New reporting features:

TextMap reports are better than ever and, in many ways, superior to report capabilities in competing products.

- **Effortlessly create polished PDF reports**, complete with cover page, table of contents and customizable logo branding.
- **Create and send firm-branded e-mail reports** directly from TextMap 6 to increase efficiency and productivity.
- **Generate an Annotation Digest** in Microsoft Word that groups all work products by issue for ease of culling.
- **Get a snapshot of the issues** across your case by quickly grouping testimony together.

Additional enhancements:

- **Automatically detect the dates** of proceedings in transcripts that you import.
- **Import transcripts** using Esquire Court Reporting Format with video synchronization.
- **Import annotations** mapped to each issue using the CaseViewNet™ viewer.
- **Benefit from enhancements** related to hiding or filtering annotations, sorting transcripts and showing date, time and page number

What can TextMap do for you?

TextMap transcript management software creates a searchable database of your electronic transcripts. Just upload a transcript, and you can easily search, summarize, annotate, issue-code and attach notes to important passages of your case testimony.

You can also use TextMap to produce a variety of practical, polished reports and generate a single index covering multiple transcripts.

Gain these advantages:

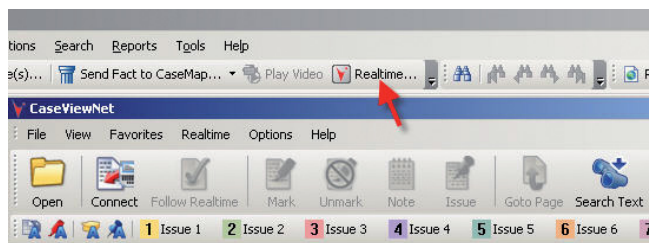
- **Uncover strengths and weaknesses** of testimony more quickly and summarize transcripts more easily.
- **Gain efficiency and impact** in the courtroom with easy exhibit linking and synchronized video.
- **Share transcripts securely** across your WAN when you choose Microsoft SQL database support.
- **Save money ...** TextMap comes at a fraction of the cost of other transcript management tools.

Linked, Synched and Ready for Action

TextMap provides advanced features related to exhibit linking and synchronized video, plus real-time transcript viewing and flexible security options.

Launch the CaseViewNet viewer from the TextMap toolbar.

Just click the **Realtime** button on the toolbar to launch the CaseViewNet viewer from Stenograph, L.L.C. The viewer now comes as an optional download with TextMap.



Click the Realtime button to launch CaseViewNet.

Through CaseViewNet, TextMap enables you to gain real-time access to testimony through a court reporter's private wireless network—or you can use a wired connection.

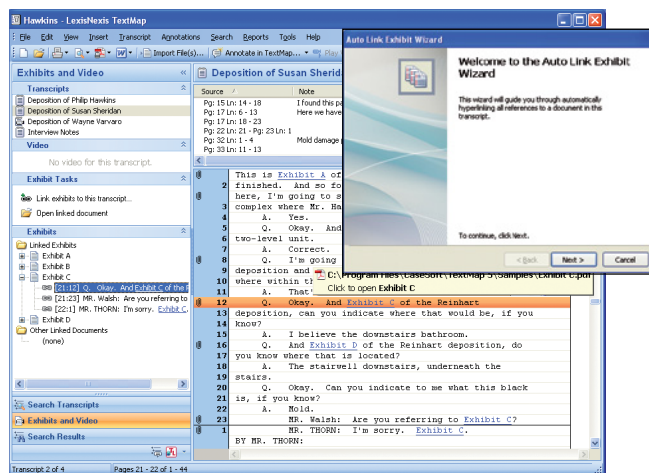
CaseViewNet client software for legal professionals is available at no additional charge. There are no tokens to purchase, no royalties to pay and no compliance issues to worry about.

Password-protect your case with new Case Staff tools.

When you create a case, you can easily add staff members and password protection. When you add staff, the case file becomes accessible only to TextMap users. Setting up passwords adds even more security.

Exhibit Linking, Powerful PDF Reports and More

With TextMap, software you gain the benefit of fast and easy exhibit linking within case transcripts, plus PDF reports of your transcripts with embedded exhibits and documents. TextMap also plays deposition video synchronized with the transcript text, a feature that is sometimes more powerful than the written testimony.



Automatically link all exhibit references in your document using a convenient wizard in TextMap.

Easy-to-Use Exhibit Linking

Link transcripts to exhibits automatically—and economically—through an easy-to-use wizard.

There's no need to pay for separate linking software, as with some competing products.

Link documents and exhibits to your annotations.

Attach any number of electronic files to your notes ... always have your key case documents and notes right at your fingertips.

Portability, Reporting and Evidence Packages

Take your linked exhibits on the road with you when you create a case replica.

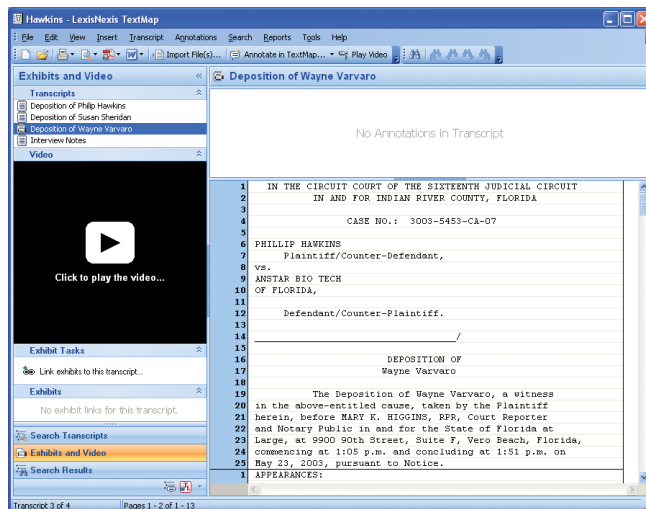
Create and share cost-effective PDF reports with embedded exhibits and documents. For example, you can create a condensed transcript PDF with endnotes and include hyperlinks to attached exhibits.

Quickly explore all exhibits and documents linked to each transcript. Import evidence packages provided by court reporters via YesLaw® CDs and DVDs.

Gain a Truer Sense of the Testimony: Play Deposition Video Synchronized to the Transcript

Being able to search and locate audiovisual passages can dramatically increase the impact of testimony you choose to show in cross-examination.

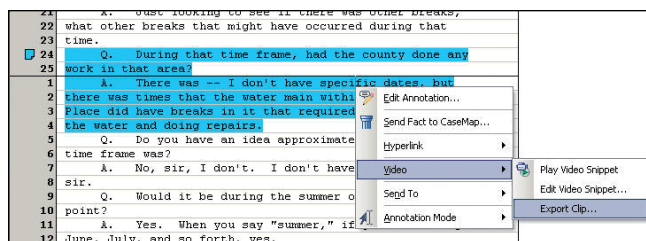
- **Play back the video** of your depositions, synchronized with the transcript text. Search for key phrases in a transcript, and then start playing the video from that location.
- **Annotate important passages** of the transcript and play back just that portion of the video testimony to effectively highlight key testimony in your court presentation.



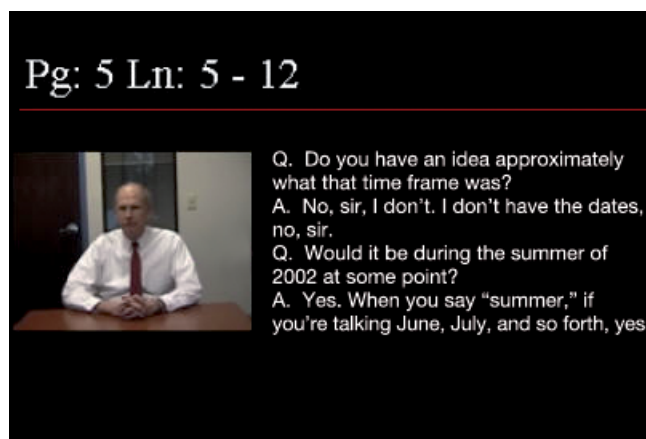
Play synchronized deposition video with TextMap.

Easily Create and Export Video

Create clips of deposition video and export a clip directly into Microsoft PowerPoint® or a Windows Media® video (.wmv) file for use in trial presentation software.



Creating and exporting video clips from transcripts is a snap!



When you send a video clip to PowerPoint, the page and line citation are clearly displayed, along with the corresponding transcript text. When you run the slide show, just click on the video clip to play it.

You can also edit video snippets to adjust start and stop times for tight synchronization with transcript text. All this and much more comes at a fraction of the price of other leading transcript management tools.

TextMap Integrates with CaseMap® and TimeMap® Software

TextMap is part of a full suite of integrated litigation tools and research content from LexisNexis®.

Plus, advanced integration between TextMap tools and CaseMap fact and issue management software helps you perform critical assessment of all facts, issues and case law. Here are some specific capabilities you gain with this integration:

- **Annotate a transcript** and send it as a fact into CaseMap for analysis in the context of other case facts.
- **Send deposition facts** to CaseMap.
- **Send CaseMap issue outlines** to TextMap and maintain the outline hierarchy.
- **Include linked CaseMap facts** when you generate TextMap reports.
- **Share linked documents and exhibits** between CaseMap and TextMap.
- **Achieve quick, effective timeline graphing** by sending key passages and depositions to TimeMap software.

TextMap 6 has all the features you count on most—all at a fraction of the cost of comparable transcript management tools with the support you’ve come to expect from LexisNexis.

Uncover key testimony faster, settle cases more favorably and save money along the way using TextMap 6 with SQL.

For more information and a 30-day free trial*, go to:

www.lexisnexis.com/textmap6

866.316.8525

*Trial version of TextMap 6 is the full product with a 30-day trial. You can create your own transcript database or try out every TextMap feature using the pre-built Hawkins example case.

