



Anticipate and manage supplier risk, minimize supply chain disruptions, prevent litigation and protect your corporate brand with help from the next-generation risk-monitoring solution. **LexisNexis SmartWatch®** takes you beyond standard risk awareness with a visual dashboard and alerts that allow you to proactively monitor thousands of suppliers across many categories of risks.

Beyond a financial stress score alone, it leverages a wide range of market intelligence you won't find on the open Web to help you gain a 360-degree view of your supply chain.

- **Proactively monitor for various types of risk**—beyond just a financial stress score—including political, economic, societal, technological, legal and environmental.
- **Get access to a vast collection of content from around the world**—including news publications, industry and trade journals, legal and regulatory publications, business journals, analytical sources and more. This includes information on private companies beyond what they self-report and information not found via Web searches alone.
- **Understand the financial health of your suppliers**—with Experian commercial credit data and risk scores.
- **Monitor thousands of suppliers**—from critical to not so critical, and even down to the raw material level, so you get a complete view of your entire supply chain.
- **See risk more easily**—supplier risks are scored, color-coded, and displayed on a visual dashboard for easy scanning and pinpointing of problem areas including natural disasters, regulatory changes, product recalls, reputational risks, country risks and much more.

LexisNexis SmartWatch allows you to quickly spot risks in your supply chain and drill down to specific supplier issues in seconds

The screenshot shows the LexisNexis SmartWatch interface. At the top, there's a navigation bar with 'Home Page' and 'Help | Sign Out'. Below that, a 'DASHBOARD' tab is active. The main area features a 'Risk Legend' with color-coded boxes: Red (80 & up), Orange (60 to 79), and Yellow (40 to 59). There are also icons for 'NEWLY ADDED DOCUMENT', 'INTELLISCORE RISK', 'FINANCIAL STABILITY RISK', and 'RECENT BANKRUPTCY'. A table displays risk scores for various suppliers across six dimensions: Summary, Political, Economic, Societal, Technical, and Legal. Each cell in the table is color-coded according to the legend. A search bar and 'Find' button are on the left. A list of documents is shown at the bottom, with columns for 'No.', 'Risk Score', 'New', and 'Summary'. Red circles A through L are placed on the screenshot to highlight specific features and icons.


**A** Suppliers are scored for each of the six PESTLE risk dimensions and rolled up to the category level. View each risk type in its own column and see whether it applies to the company, a specific location or industry in general.

**B** Risks are color-coded, allowing you to quickly identify and respond to risks affecting your supply chain:

- **Red** = high risk (81 – 100 score)
- **Orange** = medium risk (61 – 80 score)
- **Yellow** = fair risk (31 – 60 score)
- White = no risk events were found

*Note: Scores are based on the severity and relevance of the event weighted by the importance ranking that you provided for each Supplier, Supplier Category and Risk Dimension.*


**C** Click the color-coded cell at the intersection of the Supplier and the Risk category to see the risk results and documents driving the score.


**D** The newly added document icon  indicates that new documents have been loaded in the last 24 hours. When viewing the dashboard, this helps prioritize the suppliers with the freshest coverage.


**E** See the risk score for the event discussed next to each article in the cite list. This enables you to focus on the most important information first.




**F** Click the title of any article to view the full text, allowing you to get the context behind the risk score.

**G** Select documents for delivery and download, print or email based on your needs.

**H** Above-average negative press coverage can be a strong indicator of an important event impacting a supplier. If any supplier receives an unusual spike in press coverage, the fire icon  will appear to the left of the supplier's name.

**I** Click the  icon to add or remove supplier-specific email alerts including Experian alerts so you are notified of new risk events even when you are not in the dashboard.

**J** A flag icon  by a supplier indicates that the supplier may be listed on sanctions or watch lists, such as OFAC, to help ensure you stay in compliance by not conducting business with banned entities or conducting enhanced due diligence as required.

**K** If your subscription includes Experian financial credit data and risk scores, you will see indicators if any of your U.S.-based suppliers are in a high-risk classification for their Financial Stability Risk Score<sup>SM</sup> , Intelliscore Plus<sup>SM</sup> (predictive credit score)  or if the supplier files for bankruptcy .

**L** Click on a company name to access available company profiles including a full Experian powered business report to see the details behind what is driving the alert.

## LexisNexis SmartWatch® helps you track trends over time to better assess and evaluate risks

The LexisNexis SmartWatch charts panel also allows you to track trends on specific suppliers or supplier categories (Figure 1) and track trends on risk categories (Figure 2). Use this information to better inform your risk management strategies and focus on areas with the highest risk. This feature also helps quantify the impact of any recent risk-management initiatives.

Download results into a spreadsheet to conduct your own modeling or as a PDF to add to your internal reports.

## LexisNexis Smartwatch with Experian

Get a comprehensive understanding of the financial health of your suppliers—with Experian commercial credit data and risk scores from LexisNexis SmartWatch.

- An Experian Financial Stability Risk Score<sup>SM</sup> predicts whether or not a supplier can actually pay an existing debt or one they intend to take on in the immediate future.
- Intelliscore Plus<sup>SM</sup> scores help predict whether or not a supplier will pay its debt at any given time, and may serve as an early indicator of the company's financial stress and likelihood for delinquency in the future.
- Experian powered business reports deliver company background information and company financial ratios to ensure you're informed about your suppliers.

## LexisNexis SmartWatch makes it easy to get the most current information—no matter where you are

You can sign in to your dashboard anytime to see the most current information or you can choose to receive an email alert—daily or twice daily—so you're notified of any immediate risks impacting your selected suppliers. You also have the ability to customize your email alerts by risk category or supplier category based on your specific needs.

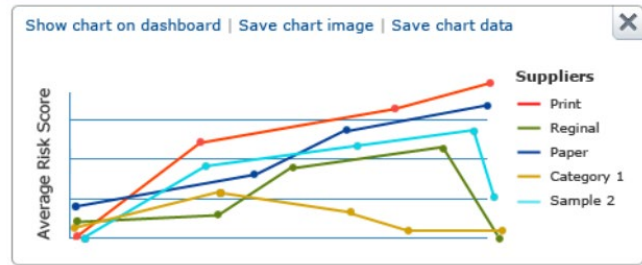


Figure 1

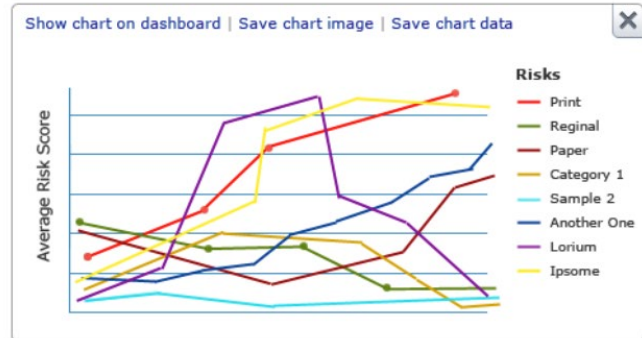


Figure 2

## Getting started is easy

A dedicated LexisNexis SmartWatch implementation team will guide you through the set-up process, from start to finish.

## Trust LexisNexis® to protect your business

For nearly 40 years, LexisNexis® has been perfecting the science of turning passive information into active intelligence and serving business-critical information needs for the world's leading companies. Our information, investigative and industry experts are ready to help 24/7/365. We're committed to helping you find the information you need as quickly and easily as possible.

## Go Beyond with LexisNexis SmartWatch®

To learn more about the ways LexisNexis SmartWatch® can enable you to proactively monitor your entire supply chain, go to [www.lexisnexis.com/smart-watch](http://www.lexisnexis.com/smart-watch) or speak to one of our sales representatives at **800.227.4908**.

CONNECT WITH US | CLICK the ICON

@LexisNexisBiz