

# LexisNexis® Information Professional Update

Product updates and research strategies from the LexisNexis® Librarian Relations Group

## TABLE OF CONTENTS

### **New timesaving features at Lexis Advance® include Get & Print**

Retrieve multiple documents, “pre-filter” and add U.S. Courts to state court searches and much more. [Check out what’s new.](#)

### **More code archives, research tools now at Lexis Advance®**

*That includes state and USCS archives!* And SALT and Popular Names tables. Also find new banking titles. [Get the details.](#)

### **Table of Content sources: Now search just the portions you need**

It’s simple now. [Here’s how.](#)

### **Litigation-management tools should work together**

See what’s new with LexisNexis® Case Analysis and Presentation Suite, and [gain insights](#) into how the tools complement each other to drive greater efficiency.

APRIL 2014



If you prefer to print and read later, here’s the full April issue.

Do you have suggestions? Let us know! [Contact Cindy Spohr.](#)



**Questions or Comments about Update?**

Contact Managing Editor [Barbara Byrd.](#) Article ideas are always welcome.

## New timesaving features at Lexis Advance® include Get & Print

Link directly to details about:

- ▶ Get & Print multiple documents
- ▶ Retrieve all source documents—no search
- ▶ Include U.S. Courts sources before you search
- ▶ Sort case results by court, plus date
- ▶ Link to sources in downloaded or emailed documents
- ▶ Deliver documents in court-requested format
- ▶ Expect more current Lexis Advance® Alerts results
- ▶ Save to Work Folders and create folders faster and easier
- ▶ Select from more citation manuals when you cite to copied text
- ▶ Enter and retrieve with an internal page citation
- ▶ Use the popular statute name to retrieve much more

### Get & Print multiple documents: Now you can at Lexis Advance

Now you can retrieve and deliver—print, download or email—multiple documents (or *Shepard's*® reports) in one batch request from one screen. All you need is the document citations.

#### Select Get & Print from the red

Search **tab** (experience bar) at the top left of most Lexis Advance screens. The Get & Print feature displays in a new window. If you previously entered a client ID, that ID is applied. Or change the ID as needed.

Request up to 10 citations. Plus select from the same formatting and content-specific options (such as selecting fonts and page-number positions and including annotations with statutes) that are available for standard delivery via Lexis Advance.

### Retrieve all available documents for a source

It's very simple: you want to start your research with every document available for the publication. Now there's a very simple—and very quick—way to do it. No search needed.

1. Select **Browse Source** above the red search box.
2. Enter the publication title and click **OK**.
3. **Click** the title and select **Get source documents**.

Your source list displays—ready to browse or filter.



Include U.S. Courts sources before you begin your state case law search

You can filter your case law results—or now you can pre-filter your search from the red search box. Use the pre-search filters to include related U.S. Court cases as you search specific states (similar to federal and state combined sources at *lexis.com*®).

Select the **All Jurisdictions** tab at the bottom of the red search box. Then choose the federal courts and state needed. For example, choose the **6th Circuit** and **Ohio**. Then click **OK**.

Sort case results by court, plus date

Get to the right answer sets faster. Now there's a quick way to view results by the highest court and the most recent date. As you view your results, click the **Sort by** pull-down menu on the right side of the results screen. Select **Court (Highest) by Date**, and your results will be reordered using a two-layer filter: by highest court, then by most recent date. (The default results view is by relevance.)

Link from downloaded or emailed document to sources cited

Now you can link to embedded citation references in downloaded and emailed documents! Make your delivery choices as usual. No special commands needed. When you open the full-text document delivered, just click the blue links to move to the full text at Lexis Advance. (References that are not embedded will look different from the standard blue links.)

**McCutcheon v. FEC**

Supreme Court of the United States  
October 8, 2013, Argued; April 2, 2014, Decided  
No. 12-536.

**Reporter:** 2014 U.S. LEXIS 2391

SHAUN MCCUTCHEON, ET AL., APPELLANTS  
v. FEDERAL ELECTION COMMISSION

**Notice:** This preliminary Lexis version is unedited and subject to revision.

**Prior History:** [\*1] ON APPEAL FROM THE UNITED STATES DISTRICT COURT OF THE DISTRICT OF COLUMBIA

**Disposition:** *893 F. Supp. 2d 133*, reversed and remanded.

much money a donor may contribute to a particular candidate or committee while aggregate limits restrict how much money a donor may contribute in total to all candidates or committees. *2 U.S.C. §441a*.

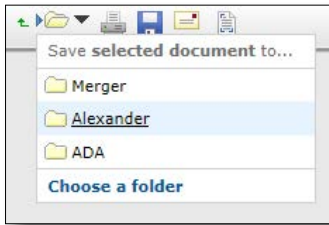
In the 2011-2012 election cycle, appellant <http://advance.lexis.com/api/document/collection/cases/id/56P1-4HS1-F04C-Y2TW-00000-00?context=1000516> limits prevented him from contributing to 12 additional candidates and to a number of

Plus count on the delivery format most accepted by courts

Proper formatting of documents being used in court is extremely important. Not only do citations need to have the proper format, but so do the documents. So now the default delivery method for case-law documents will be **dual-column with justified alignment**. Save time and be assured that your LexisNexis® documents will be delivered in the most acceptable format.

Expect more current Lexis Advance® Alerts results—and quicker access

Now Lexis Advance Alerts results will be saved for 30 days (45 days for monthly Alerts) instead of 90. So you have fewer documents to browse through repeatedly, and your Alerts results should load even more quickly. Plus the Lexis Advance Alerts feature will have additional search rules to help ensure documents older than 30 days are not added to the Alerts results.



### Save to Work Folders and create folders faster and easier

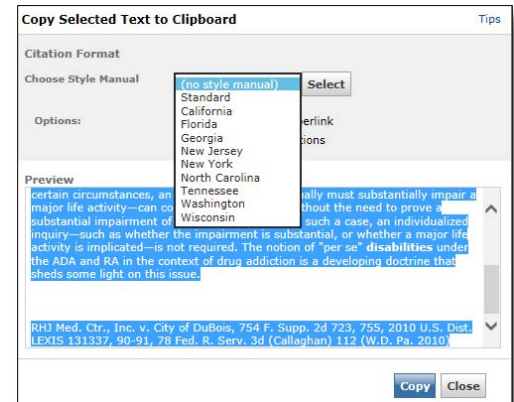
Select a results document to save to one of your Work Folders, and the new Work Folder pull-down menu lists your frequently used folders. Highlight, click and save. One less step (no screen dialog) means a little extra time for you.

Steps for creating new Work Folders have also been streamlined. The Work Folder dialog box will now default to saving to My Folders. There is a **Create new folder** link in the Save to Folder dialog box as well as the left navigation bar for My Folders. Enter the new folder name and click **OK**. In addition to creating a new folder in My Folders, you can select an existing folder and create a new subfolder.

### Select from more citation manuals when you cite to copied text

Now you have 10 separate style manuals to choose from when you copy case text from Lexis Advance. You can quickly select the format you need when using the Copy W/ Cite feature.

To use Copy W/ Cite, as you view a full-text case, highlight the copy you wish to use. The **Options for selected text** bar displays. Click the **+ sign** then select **Copy clip to clipboard**. Choose a style manual from the pull-down menu. You can also delete parallel citations for the case and remove a link to the full-text case. (The default is to include parallel citations and a link to the full text.)



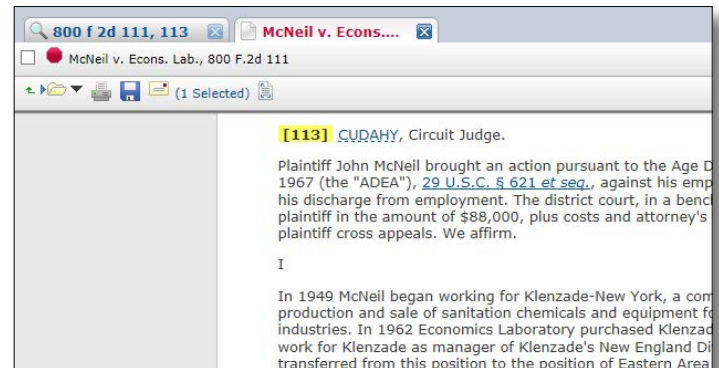
### Enter and retrieve with an internal page citation

Now you can enter an **internal page number for a case (or for a statute subsection)** and Lexis Advance will take you directly to the full-text document—to the top of that specific page or sub-section. For example, ENTER: *800 f2d 111, 113* in the red search box and go to this screen:

Note, you get two tabs in your results set: one displaying the case as of the page you requested, the other displaying documents that cite to 800 F.2d 111.

Here's another Lexis Advance update: **Now more citation format variations will be recognized** in the red search box.

For example, enter a *California Civil Code* citation with **Cal Civ Code**, **CA Civ Code** or **CA Civ** and get the results you need.



### Use the popular statute name to retrieve much more

Lexis Advance also now **recognizes more statutory aliases**, i.e., commonly used names for a statutory act, and directs you to the full text and citing documents.

Formats for these common names will vary depending on jurisdiction. **Enter a popular name or partial name** in the red search box, and the word wheel will make suggestions. Select a title and click **Search**. For example, select Georgia Lemon law and Lexis Advance retrieves two tabs:

- links to the full texts of O.C.G.A. §10-1-780 and Ga. Comp. R. & Regs. r. 122-7-.01
- documents that mention the Georgia Lemon Law and Georgia Motor Vehicle Warranty Rights Act as well as the two citations above

## More code archives, code research resources and banking titles are now available at Lexis Advance®

Link directly to details about:

- ▶ U.S. Code and state statute archives
- ▶ *Congressional Record* archives
- ▶ State legislative history archives
- ▶ Banking law and compliance titles from LexisNexis® A.S. Pratt™ and LexisNexis® Sheshunoff™
- ▶ USCS Popular Names Table
- ▶ USCS Statutes at Large Table (SALT)

### All available archives for the U.S. Code and 50-state statutes

The Lexis Advance service now includes all available **state statute archives** from *lexis.com*®—**United States Code Service archives** too. When you view full-text state statute sections, you can gain access to archived sections, shown in the **About this Document** boxes. Click the archived version link and move to a section list, most current document listed first.

#### About this Document

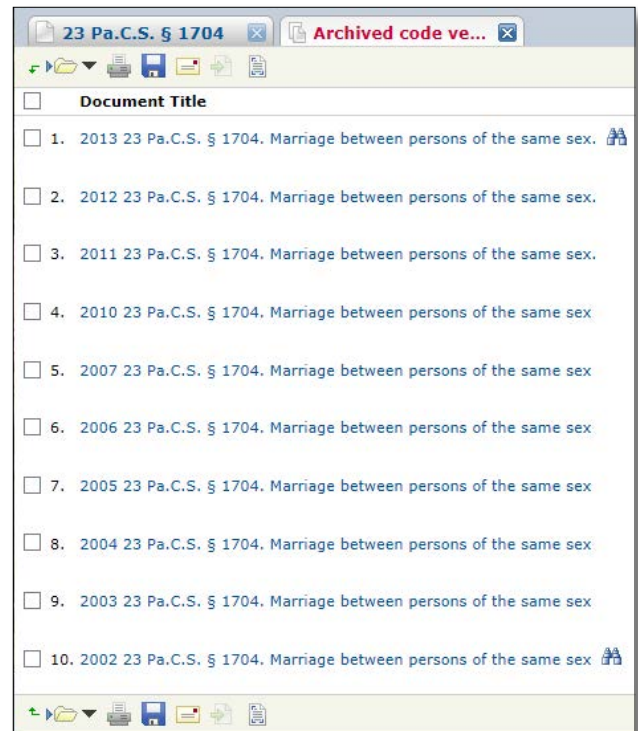
- View Shepard's® Report
- ⚠ Pending Legislation
- Archived code versions (15)

### Congressional Record back to 1985

Now each search in **the Congressional Record** at Lexis Advance covers documents back to the 99th Congress, 1985 – 1986.

### 50-state legislative bill history—and now District of Columbia too

**D.C. Legislative Bill History** joins the 50-state legislative history coverage in Lexis Advance. Each bill history document offers insight into the history of a particular bill, resolution, ballot measure, executive order, amendment or other legislation. Documents may be Bill Analyses, Governor's Messages, Committee Reports, Fiscal Messages, Summary Amendments, etc.





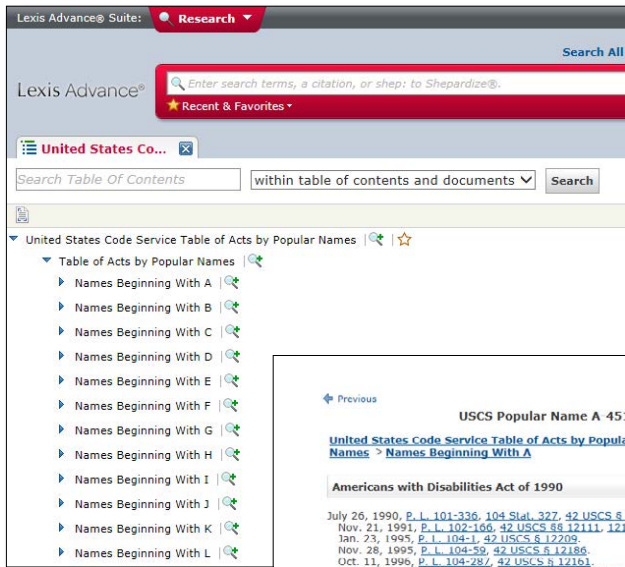
## More insights into federally regulated banking law and compliance

Now more than 100 **A.S. Pratt™** and **Sheshunoff™** publications are available through Lexis Advance, one of the most [comprehensive banking law and banking compliance collections](#) ever assembled: authoritative content, current awareness, advanced searching options and links to related primary law, secondary legal-research materials and on-point forms.

These titles have just been added at Lexis Advance:

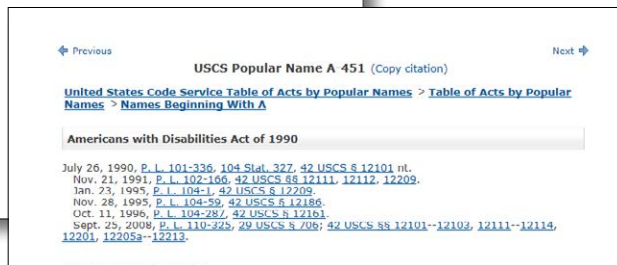
- *Bank Asset/Liability Management*
- *Bank CEOs Operating and Management Desk Reference*
- *Bank Regulatory Compliance Alert*
- *Bank Security Report*
- *Bank Teller and CSR Report*
- *Bankers Guide to Disaster Recovery Planning*
- *The Bankers Letter of the Law*
- *Banking Law Digest*
- *The Banking Law Journal*
- *BSA Officer Certification Program*
- *BSA Officers Administration Handbook*
- *BSA/AML Update*
- *Clarks' Bank Deposits and Payments Monthly*
- *Clarks' Secured Transactions Monthly*
- *Community Bank Credit Managers Risk Mitigation Planning*
- *Community Bank Management*
- *Compliance Guide for Credit Unions*
- *Compliance Monitoring Program for State Non-Member Banks*
- *Compliance Officers Management Manual*
- *Corporate Treasury Management Manual*
- *Credit Union Regulatory Compliance Report*
- *Electronic Payment Systems Compliance*
- *Information Security for Financial Institutions*
- *Internal Audit Procedures Handbook*
- *Internal Auditor Alert*
- *IT Security Management Manual*
- *The Law and Regulation of Financial Institutions*
- *The Law of Letters of Credit*
- *The Law of Secured Transactions Under the Uniform Commercial Code*
- *Lender Liability Law Report*
- *Pratt's™ Human Resources Practice and Compliance Guide for Bankers*
- *Pratt's™ Letter*
- *Pratt's™ Mortgage Compliance Letter*
- *Pratt's™ Mortgage Lending Compliance with Federal and State Guidance*
- *Regulatory Compliance Certification Program*
- *Risk Assessments for Financial Institutions*
- *Risk-Based Compliance Audit Program*
- *Self-Assessment and Regulatory Compliance Review*
- *Senior Finance Officers Desk Reference*
- *Trust Department Policies and Procedures Manual*

Remember the act name but need more? Check the USCS Popular Names Table



Quickly locate the popular name of an act or statute, and you can determine when the **act was initially passed, as well as the statutes at large number and where it is codified.** Documents in the Popular Names Table, now available at Lexis Advance, also show you the **subsequent amendments** to the act.

To use the USCS Popular Names Table, enter the source name in the red search box. Click the **View Table of Contents (TOC)** link. You can browse for your act name or search the TOC. For example, ENTER: *americans disabilities*. Select your document.

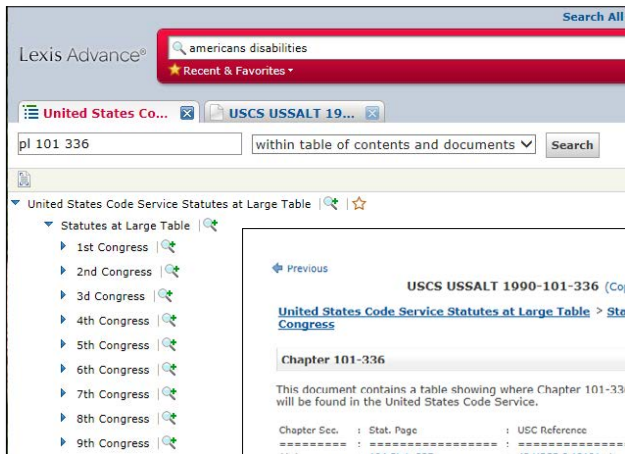


Link to the full text of amendments and amended code sections.

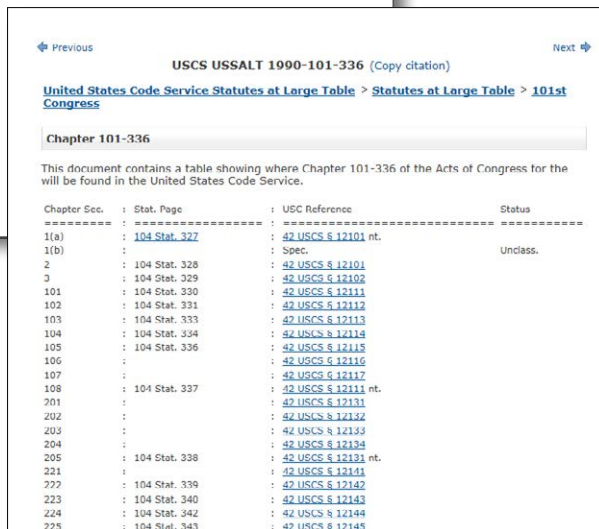
You can also add the source to the red search box and search for the act name.

Where is it codified? The Statutes at Large Table (SALT) shows you section by section

Enter a U.S. Public Law cite or a Statute at Large cite in the USCS Statutes at Large Table and see where **each section of the Public Law has been codified.** By cross referencing where any given section has been codified, you can quickly determine which statutory section contains the section of the act that interests you.



To research with the USCS Statutes at Large table, enter the title name in the red search box and click **View Table of Contents.** You can browse by Congress, session and/or Public Law number. Or, if you know the Public Law number, enter it in the TOC search box, e.g., ENTER: *pl 101-336*.



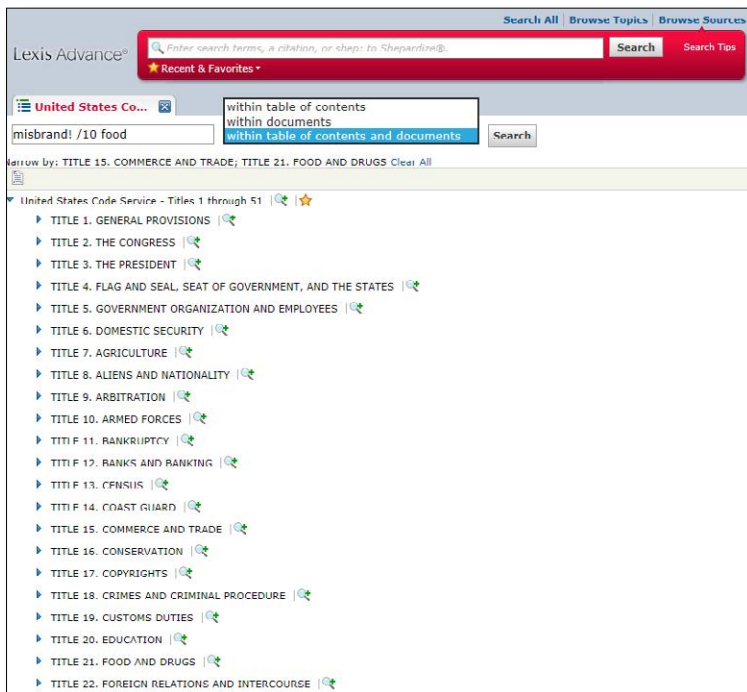
Find your section of interest in the table and link to the full-text U.S. Code Service section.

## Table of Content sources: search just the portions you need

Now when you select Table of Content (TOC) sources at Lexis Advance®—hierarchically arranged sources such as statutes, regulations, treatises, etc.—you have more research options so you can get to the information you need faster.

### Search only the parts of the TOC you need

Now you can narrow your TOC search to a specific subset, for example, only the titles or chapters of the displayed TOC. Refine your search and save time as you review more precise results.



Here's how:

Select a TOC source by entering a title or partial title in the red search box, e.g., ENTER: *united states code* and click the **View Table of Contents** link.

As you review the TOC, click the **Magnifying Glass** icon to add a portion to your search. For example, in the *United States Code Service* TOC, you can select specific titles or drill down and select specific chapters.

As you choose specific portions to search, the name of that portion is added under the TOC search box, after **Narrow by**. If you change your mind, you can click **Clear All** to delete your selections.

Once you've chosen the TOC portions you need to search, for example, Title 15 and Title 21, enter your search words. If you're researching misbranded food products, ENTER: *misbrand! w/10 food*.

### Refine your search to TOC language or full-text documents

There's more. You can look for your search words in the **TOC alone**, in the **source documents alone** or in **both the TOC language and the documents** within the TOC. The default is both. **Use the pull-down menu** next to the search box to make your selection. Then click **Search**.

### Make it a favorite quickly

As you review a TOC, now you can make it a favorite in one step. **Click the star outline** next to the source title. The star turns solid gold, and the TOC is added to your **Recent & Favorites** list. This is a quick way to identify and retrieve the sources that are most important to you and that you use frequently.

To gain access to your Recent & Favorites list, click the **Recent & Favorites** link in the red search box. The list includes recent and favorite sources, source combinations, pre-search filters—even legal topics selected from **Browse Legal Topics**.