

# Mini Review



## Lexis Advance HD

The business of law is conducted as much on the fly today as it is within the confines of the law firm.

Mobile applications for legal research are rapidly becoming as ubiquitous as the smart devices on which they run. For traditional vendors of legal research technology, the race is on to capture the attention and the screens of today's mobile lawyers.

While they are all releasing apps, not all apps are created equal. Many promise full access to the content and functionality of their web-based counterparts, while others serve up a much more limited experience.

The web version of [Lexis Advance](#) has certainly won its share of accolades, but can its award-winning functionality be replicated on the small screen?

With a clean, streamlined interface, Lexis Advance HD is optimised for the modern mobile experience. From access to primary and secondary legal sources to document editing directly within the app itself, Lexis Advance HD is a powerful entry in the company's suite of products.

### About Lexis Advance HD and the Review Criteria

[Lexis Advance HD](#) is the mobile app version of [RELX Group's](#) flagship legal research platform, Lexis Advance. Designed to offer much of the same lauded functionality of the web-based version, it is currently only available for Apple's iPad. (There is a different app, just called [Lexis Advance](#), available for the iPhone.) A free download from the iTunes store, it works in both online and offline modes. Though the offline mode offers far less functionality than when the app is connected to the internet, Lexis Advance HD is designed to assist users in taking legal research on the road.

This and each app to follow in this collection is being evaluated according to a common set of rigorous criteria. From functionality to content and even integration into law firm workflows, each is being reviewed on its merits and misfires. So just how does Lexis Advance HD stack up?

### Ease of Use

Upon launch, the Lexis Advance HD app presents users with a clean interface and two simple choices. Users can sign in using their existing Lexis Advance credentials or they can choose to work offline. By signing in, one is given access to the LexisNexis content universe for searching and browsing. The offline functionality only works if the user has saved documents and chosen to make them available for offline reading and editing. Actual searching requires the user be logged in. It is really fairly intuitive at this early stage.



By [John DiGilio](#)  
[View author biography](#)

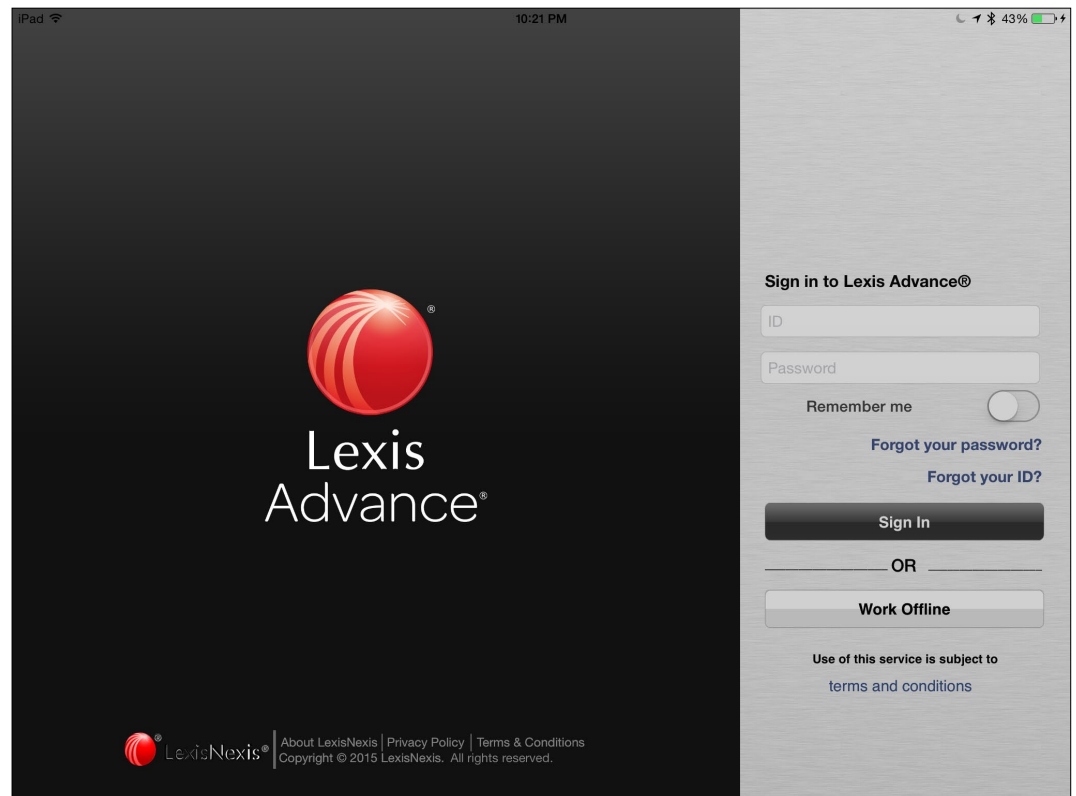


Figure 1: Log-in page

After logging in, things get a little more complex, but not so much so that the intuitive feel of the interface is lost. In fact, once a user starts playing around with Lexis Advance HD, it becomes rather straightforward. They should prepare to do a lot of swiping, mind you.

Dragging either right or left on the main screen with their fingers allows users to move among the various buckets of content they have saved to their workspace. These include favourite sources, alerts, topics, search history, offline documents, and more.

The catch here is that users have to actually designate the content that will populate these screens. Not all of the materials can actually be accessed from the app in this regard. Saving topics for app use, for instance, requires that users log into the web version. An effective tie-in to the full version of Lexis Advance, it can be a little confusing to first-timers.

The research power of Lexis Advance HD is anchored at the very top of the screen. This is where users enter their search terms or citations, choose content types, and set filters such as jurisdiction and practice area to narrow their results.

Again, it is all very intuitive thanks to an excellent set of drop-down menus. There is even a handy command that allows users to Shepardize a case or law by simply typing "shep:" followed by the citation (note that the colon is required). The same functionality is accessed by clicking the Shepard's button to the right of the top banner. This is the easy stuff.

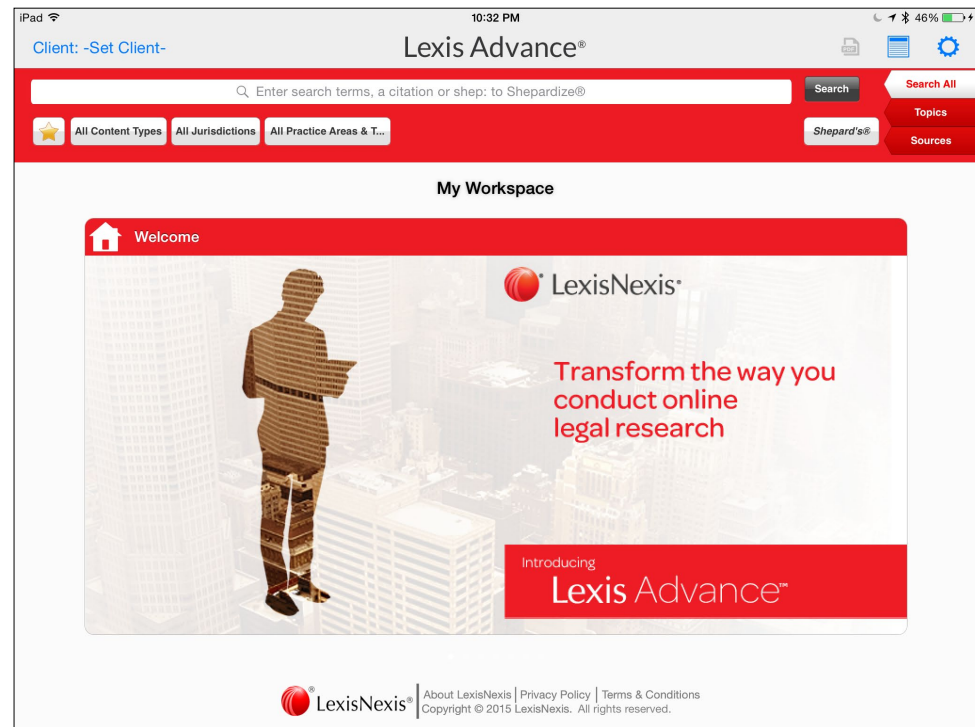
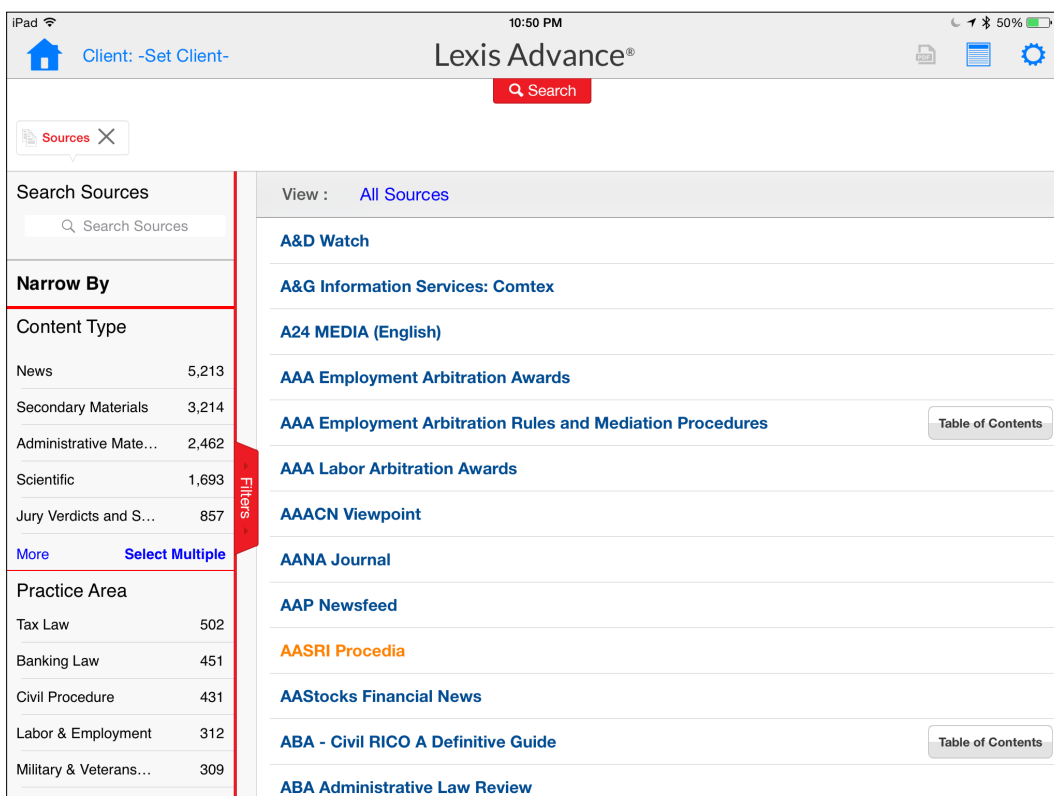


Figure 2: Search options

Where things start to get a little tricky is when it comes to browsing the sources that are available. This functionality is not readily obvious. To see the list of sources, one has to click on the menu icon at the very top of the screen. It is the second icon from the far right and is in blue. At the bottom of the list of options that pops up is the “Browse Sources” link. Clicking that link changes the whole look and feel of the app.

The whole universe of content available through Lexis Advance HD is presented to the user. That list can be filtered by content type, practice area, jurisdiction, publisher, and even by whether it is included in the user’s subscription plan.



At this point, it is a matter of letting one’s fingers do the walking. For each source listed, users can view a description of the content, add that source to their search, or access the underlying documents. Some even provide a browsable table of contents into which you can drill to find the documents you need.

Figure 3: A flavour of the sources that are available

## Content

Not everything that is available on the web version of Lexis Advance is available via the mobile app, and, of course, the user's subscription dictates access to what is available.

Lexis Advance HD is designed to give lawyers and researchers what they are likely to need most while on the go.

The number of sources, over 19,000, includes primary and secondary legal materials, news (which appears to be the largest single source category), scientific materials, forms, dockets, jury instructions and more. Another 3,000 sources are expected to be added by the end of May.

Jurisdictional content is heavily US-centric and includes United States federal and state materials.

The nearly 50 international sources that are included seem to mostly be related to business and corporate research. Most major practice areas are featured as content sets as well.

When it comes to browsing and narrowing these materials, multiple source groups within the same category can be selected. The sources and filters the researcher has chosen are displayed on the left of the screen for convenience and quick recall. Once the user gets the hang of it, Lexis Advance HD makes for a powerful browsing experience.

## Search Functionality

The search functionality of Lexis Advance HD is really quite outstanding.

When they start typing terms in the search box, the app will begin predicting the terms and sources the searcher may want to include in a handy drop-down. For instance, typing "statute" presents legal phrases such as "statute of limitations" and "long arm statute" among others. Sources such as state statute collections are also included in the list. It is just a matter of users clicking the phrases or sources they want included.

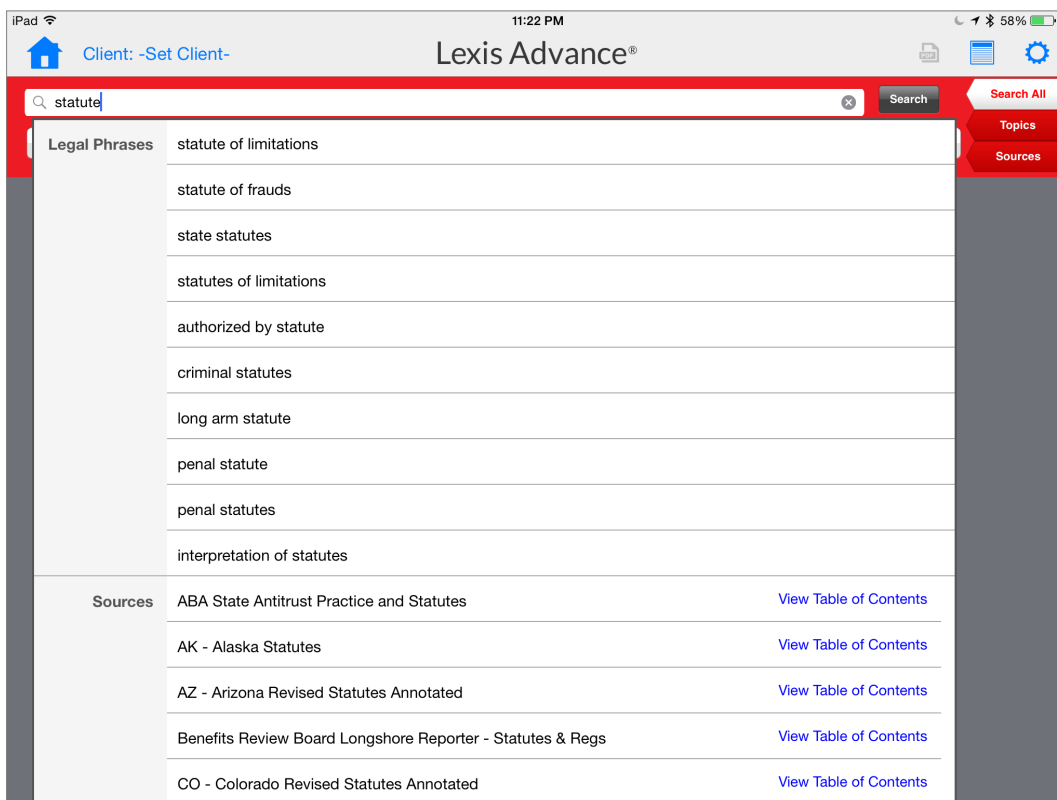


Figure 4: Example search

Below the search box (see Figure 5) is an additional set of filters that, as mentioned above, let the researcher narrow the search to specific types of materials, jurisdictions and even practice areas. Setting these is a powerful and easy way to narrow search results from the very start.

The results list will show the user exactly which filters he or she has applied and even lets the user narrow further for greater precision.

The screenshot shows the Lexis Advance mobile application interface. At the top, it displays the user's client information and the Lexis Advance logo. A search bar contains the query "statute of limitations". Below the search bar, there are navigation options for "Cases" and "Search Tools".

On the left side, there is a "Filters" panel with the following sections:

- Narrow By:** "You've Selected" (Clear All), "Civil Rights Law" (X), and "Alaska" (X).
- Search within results:** (OK)
- Jurisdiction:** Alaska (46)
- Court (State > Alaska):** Supreme Court (42), Appeals Court (4). A "Select Multiple" link is present.
- Timeline:** From Jan-01-1968 to Dec-31-2015.
- Source:**

The main content area shows "46 Cases for statute of limitations". Three cases are listed:

- 1. Dep't of Health & Soc. Servs. v. Native Village of Curyung, 151 P.3d 388**  
... imposed under 1983 . Section 1914 does not contain a **statute of limitations** . When Congress does not establish a time **limitation** for a federal cause of action, the settled practice has been to adopt a local time **limitation** as federal law if it is not inconsistent with federal ... 42 U.S.C.S. § 1914 are subject to Alaska's governing one-year **statute of limitations** , Alaska Stat. § 25.23.240(b) . We have determined, for ... placements brought under 1914 are subject to Alaska's governing one-year **statute of limitations** . AS 25.23.140(b) . 124 In re Adoption of Erin ... Because "the **statute of limitations** for a 1983 claim is generally the applicable state-law period" ... 125 Abrams , 544 U.S. at 124 n.5 . the **limitations** period for a 1983 action will also vary from state to state. In Alaska, the  
**Jurisdiction:** Alaska  
**Court:** Alaska Supreme Court  
**Date:** December 15, 2006
- 2. Beegan v. State, 195 P.3d 134**  
... such as the application of collateral estoppel, res judicata, and **statutes of limitations** are reviewed de novo. Questions of law such as the application of collateral estoppel, res judicata, and **statutes of limitations** are reviewed de novo. 3 Id.; Law Offices of Steven ... submits that Beegan's noneconomic damages claim is barred by the **statute of limitations** . Under Alaska Stat. § 09.10.070 , claims based on ... may sound in contract rather than tort and that the **statute of limitations** may consequently be three years rather than two. Regardless, he ... that a plaintiff's successful workers' compensation claim equitably tolled the **statute of limitations** on his subsequent disability pension case based on the same ... Davies , the Supreme Court of California held that the **statute of**  
**Jurisdiction:** Alaska  
**Court:** Alaska Supreme Court  
**Date:** October 31, 2008
- 3. Brown v. Ely, 14 P.3d 257**  
... 739 P.2d 150 , 162 n.29 (Alaska 1987) (noting that **statute** provides no immunity for public officials). The search took place ... does not accrue until that date and has a two-year **statute of limitations** . Since favorable termination of a proceeding alleged to have ... prosecution claim did not accrue until that date. The two-year **statute of limitations** for any malicious prosecution claims therefore expired on April 10, 1997. 31 See AS 09.10.070(a)-(b) . The statutory **limitation** period was three years under former AS 09.10.060(a) but this ... of action accrued in 1995 but in repealing the old **statute of limitations** the legislature stated "this Act applies to civil actions commenced ... underlying occurrence has been given "all the notice that the **statutes of limitation** are intended to afford." 39 785

Figure 5: An additional set of filters is shown on the left-hand side

## Results Presentation and Delivery

The results presented include everything one might expect of the Lexis experience - the status flags, parallel and linked citations, and even term browsing. Results can be viewed as a side list with full view in the main window or singularly in a full screen format. Headnotes, footnotes, summaries, core terms and prior history are all right there with applicable hyperlinks.

Cases and statutes can be Shepardized directly from the viewing pane as well.

Users even have control over the size of the text on the screen as they are reading. This is a rather nice feature for those using smaller screens!

By clicking the delivery link from the document view window, users are presented with their options for working with and retrieving the document. These include creating a PDF, printing, saving to Lexis Advance folders, and even emailing. Printing sends the document to the printer connected to the mobile device.

There is no dual-column format when printing directly, which may be a little problematic for some users. Emailing or creating a PDF presents the most flexibility in determining the format and appearance of the item, complete with general formatting (logo, cover sheet, etc) and content-specific formats (dual column for cases, for instance). The "View PDF" feature seamlessly integrates with Dropbox and other PDF-compatible apps that the user may install on the device.

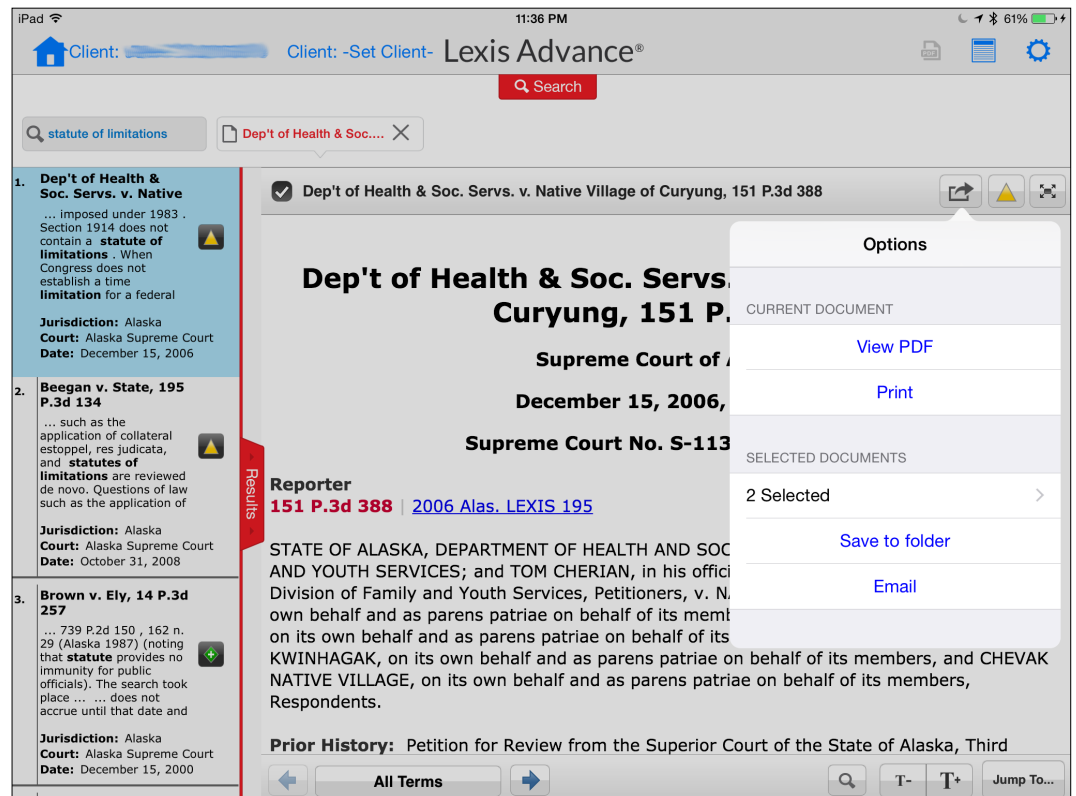


Figure 6: Options for working with and retrieving the document

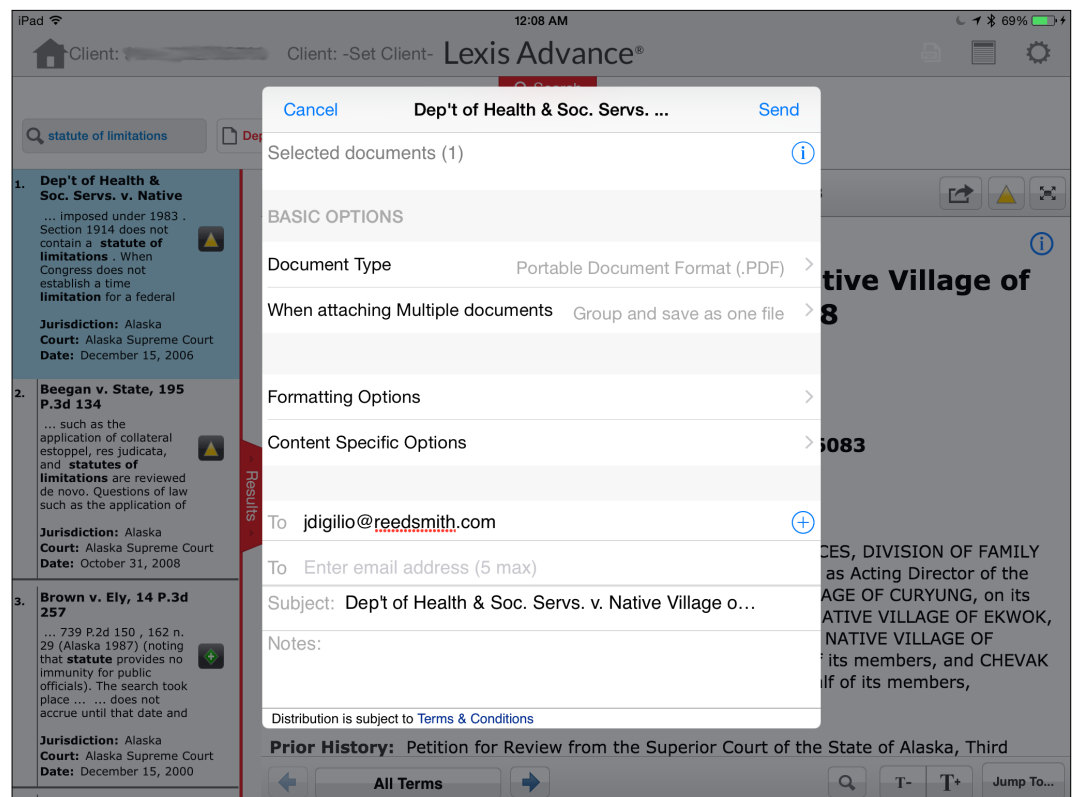


Figure 7: Options for emailing documents

## Standalone Access

Accessing Lexis Advance HD requires a Lexis Advance subscription. There is no pay-for-what-you-use option from within the application itself.

A Lexis Advance user ID and password is necessary for conducting any kind of research with it. Accordingly, the materials presented as being in and out-of-plan are governed by that subscription.

Institutional users will be bound by the contracts of their firms and organisations. The out-of-plan listings are particularly helpful for those looking to keep their research cost-effective! With the exception of setting favourite topics and sources, however, the app functions powerfully and robustly all on its own.

## Continuity Between Site and App

There is quite a bit of interplay between the Lexis Advance site and its accompanying mobile app. As mentioned above, users have to use the actual site to set favourite sources and topics. The same is true of creating alerts.

In addition, documents saved to the user's Lexis Advance folders are available from both the main site and the application. Searches performed on either show up in the search history function of both. What users do on the fly is thus reflected when they access the website and vice versa. It is wonderfully seamless!

## Usage Reporting and Billing

One final area of importance for most users, especially those in law firms, is the question of how using the mobile app factors into usage reporting and billing. This is fairly straightforward. Usage of the Lexis Advance HD app is reported along with the charges incurred on the site. Billing is the same whether users accessed the content from their desktop browsers or mobile devices. The charges do not differ. Just as users are asked to set a client billing number while on the site, the same prompts appear within the app. Here again, the interplay between the two platforms is pleasantly seamless.

## Value and Competitive Environment

In a market that is becoming quickly saturated with application possibilities and alternatives, the challenge for vendors like LexisNexis is to create a tool that truly distinguishes itself from the rest. [Westlaw](#), [Bloomberg](#), [Fastcase](#), and many others have released noteworthy apps of their own.

A large and still relatively unknown part of the equation is just what and how much are lawyers and other legal researchers willing to do from the smaller screens, with the more tenuous connectivity that mobile devices offer.

Success in this market seems to hinge as much on practicality as it does on functionality. Fortunately, Lexis Advance HD packs a healthy dose of each. The information a user needs most is a few taps away and the functionality to make it useful on the fly and when not connected to the internet is powerfully evident.

## Summary

In creating the Lexis Advance HD app, it is clear that the folks at LexisNexis were not looking to needlessly replicate the totality of the web-based product and experience. Instead, the focus of development seems to have been on giving today's mobile lawyers not just the sources they need most while on the go, but also a streamlined

tool that provides access to those materials in an efficient and user-friendly way.

While there does seem to be a bit of a small learning curve involved when first learning to use the app, the overall ease of use it presents when one becomes familiar with its functions more than makes up for the extra effort. The offline functionality, which was not covered in-depth here, provides an added bonus for those looking for a solution that is truly mobile in more than just name.

## Contact Details

### **LexisNexis**

9443 Springboro Pike  
Miamisburg  
OH 45342  
USA

Tel (US): +1-800-227-4908

Email: [LexisAdvance@lexisnexis.com](mailto:LexisAdvance@lexisnexis.com)

Website: [lexisnexis.com/advance](http://lexisnexis.com/advance)

Twitter: [@LexisNexis](https://twitter.com/LexisNexis)

*This reprint was created from an article originally published in May 2015 and was accurate as of that date. Reprinted with the permission of Free Pint Ltd. All other rights reserved.*

*For more information, contact:*

*Web: [lexisnexis.com/advance](http://lexisnexis.com/advance)  
Phone: +1-800-227-4908  
Email: [LexisAdvance@lexisnexis.com](mailto:LexisAdvance@lexisnexis.com)*

